



US00D698407S

(12) **United States Design Patent**
Cush

(10) **Patent No.:** **US D698,407 S**

(45) **Date of Patent:** **** Jan. 28, 2014**

(54) **FISHING LURE**

(71) Applicant: **Cush Family Holdings Pty Ltd,**
Noosaville (AU)

(72) Inventor: **Tony John Cush,** Noosaville (AU)

(73) Assignee: **Cush Family Holdings Pty Ltd.,**
Noosaville (AU)

(**) Term: **14 Years**

(21) Appl. No.: **29/456,698**

(22) Filed: **Jun. 3, 2013**

(30) **Foreign Application Priority Data**

Dec. 3, 2012 (AU) 16000/2012

(51) **LOC (10) Cl.** **22-05**

(52) **U.S. Cl.**
USPC **D22/133**

(58) **Field of Classification Search**
USPC D22/126-133; 43/42.45, 42.35, 42.42,
43/42.44, 42.48, 42.31, 42.33, 42.32,
43/42.02, 42.4, 43.1, 42.41, 42.43, 43.6
See application file for complete search history.

(56) **References Cited**

U.S. PATENT DOCUMENTS

D147,044 S * 7/1947 Hilton D22/128
2,755,592 A * 7/1956 Bocchino 43/42.22

4,610,103 A * 9/1986 Steinman 43/42.33
4,700,504 A * 10/1987 Mattison 43/42.33
4,793,090 A * 12/1988 Cooper 43/42.43
D314,807 S * 2/1991 Gudermuth, Jr. D22/133
5,020,265 A * 6/1991 Nuckols 43/42.45
D321,237 S * 10/1991 Briscoe D22/133
D644,708 S * 9/2011 Havulinna D22/133

* cited by examiner

Primary Examiner — Catheri Oliver-Garcia
(74) *Attorney, Agent, or Firm* — Cooley LLP

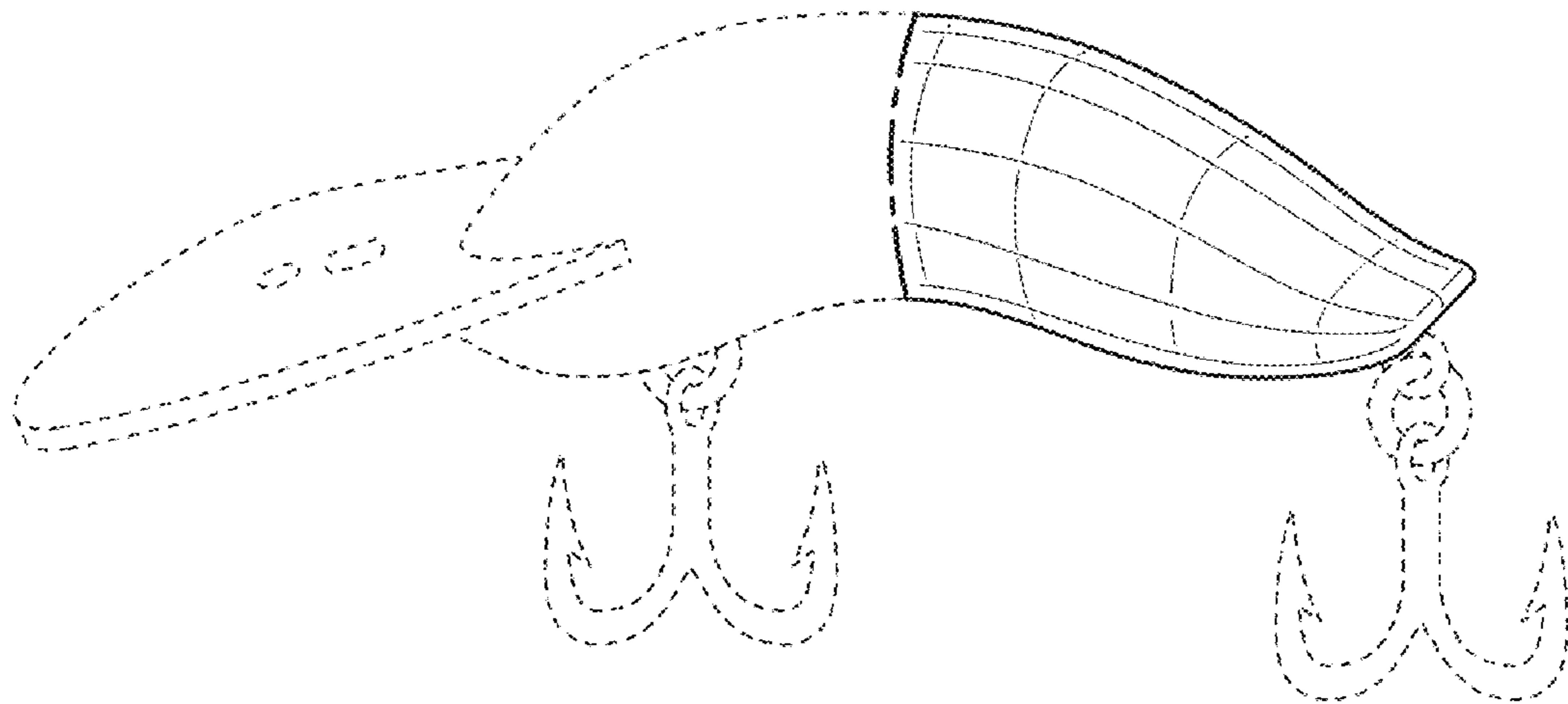
(57) **CLAIM**

The ornamental design for a fishing lure, as shown and described.

DESCRIPTION

FIG. 1 is a right side perspective view of the fishing lure according to an embodiment;
FIG. 2 is a right side view of the fishing lure illustrated in FIG. 1;
FIG. 3 is a top view of the fishing lure illustrated in FIG. 1;
FIG. 4 is a bottom view of the fishing lure illustrated in FIG. 1;
FIG. 5 is a front view of the fishing lure illustrated in FIG. 1;
FIG. 6 is a rear view of the fishing lure illustrated in FIG. 1; and,
FIG. 7 is a cross-sectional view of the fishing lure illustrated in FIG. 1 taken along line 7-7 in FIG. 2.
The broken lines immediately adjacent the shaded areas represent the bounds of the claimed design while all other broken lines are directed to environment and are for illustrative purposes only; the broken lines form no part of the claimed design.

1 Claim, 4 Drawing Sheets



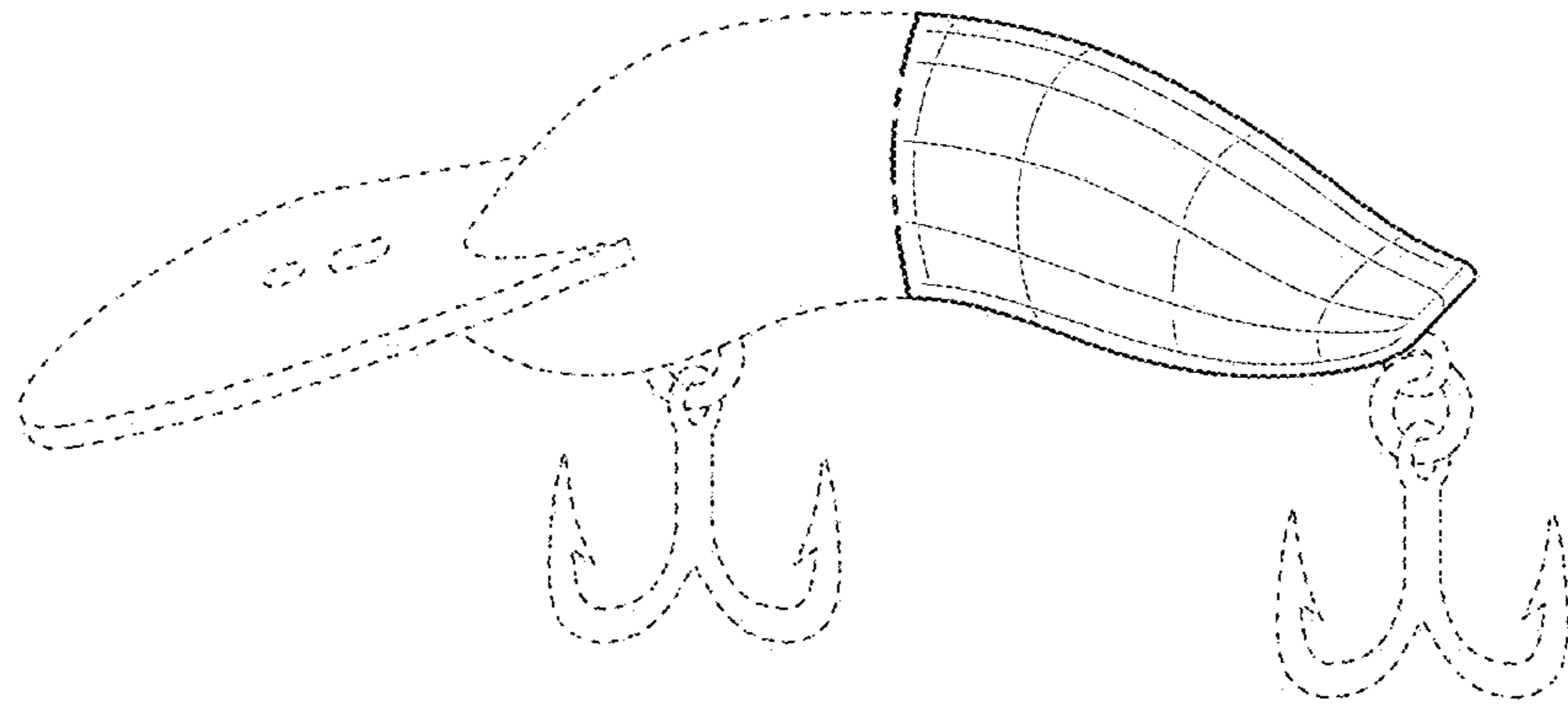


FIG. 1

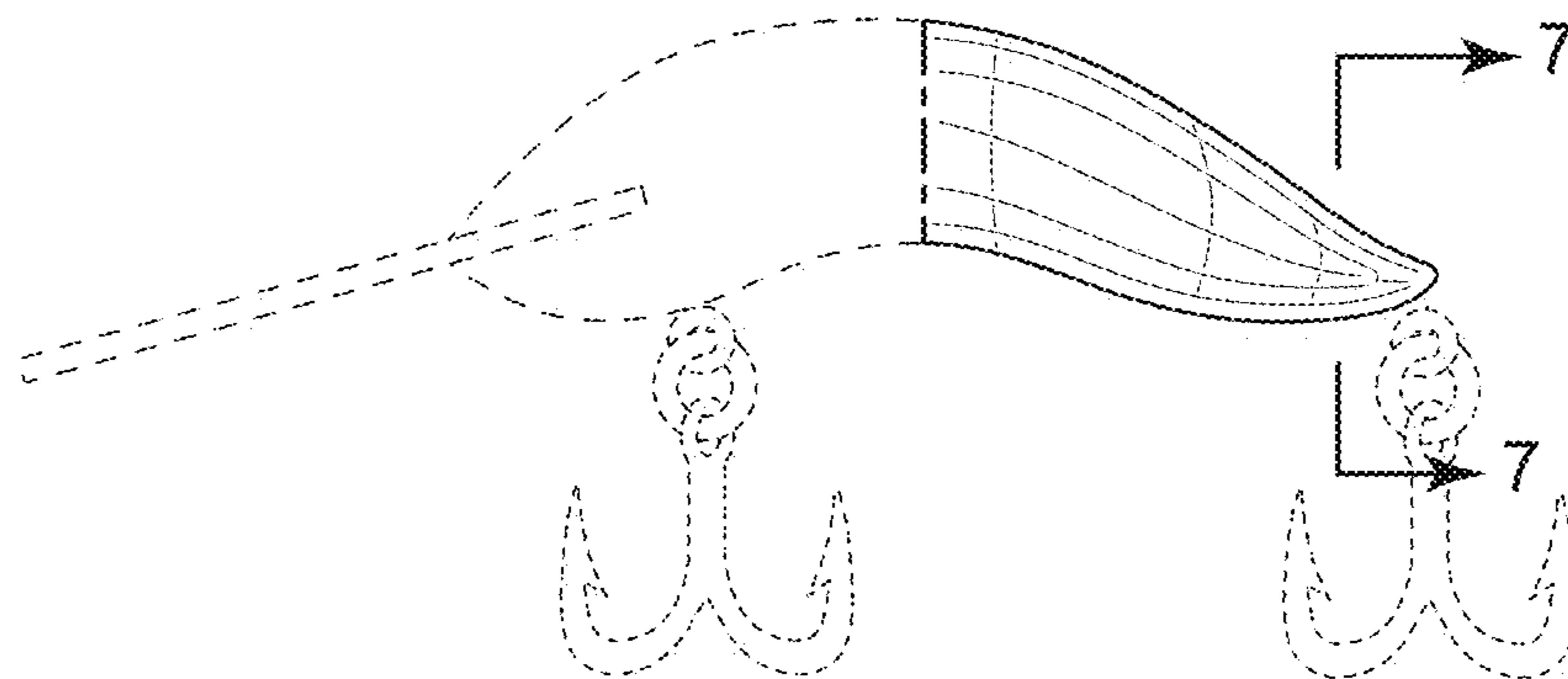


FIG. 2

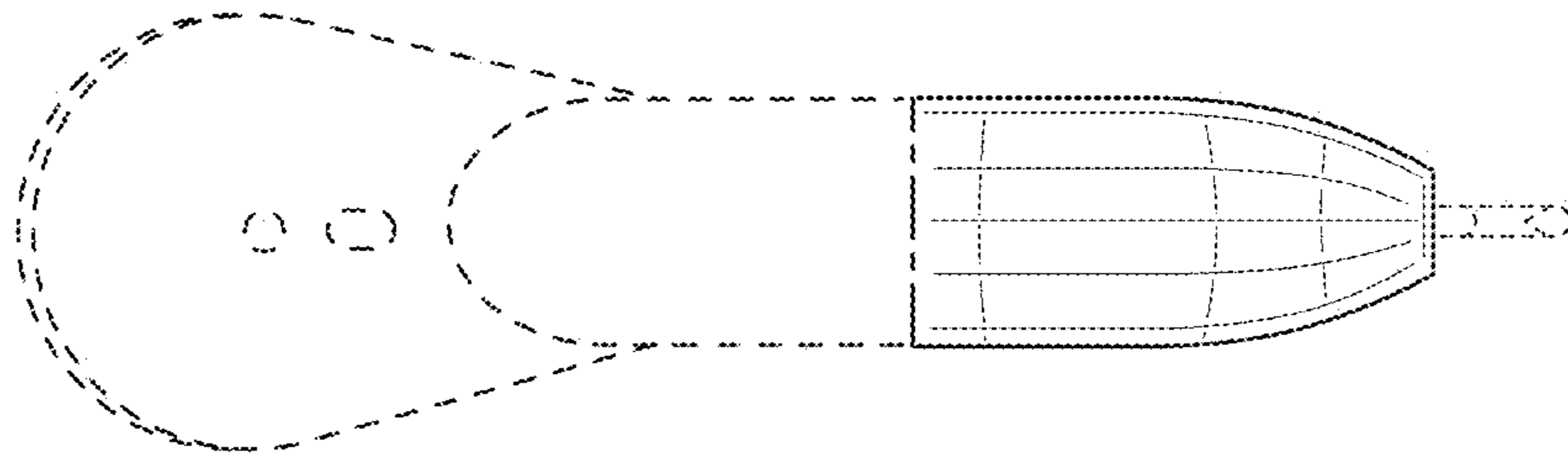


FIG. 3

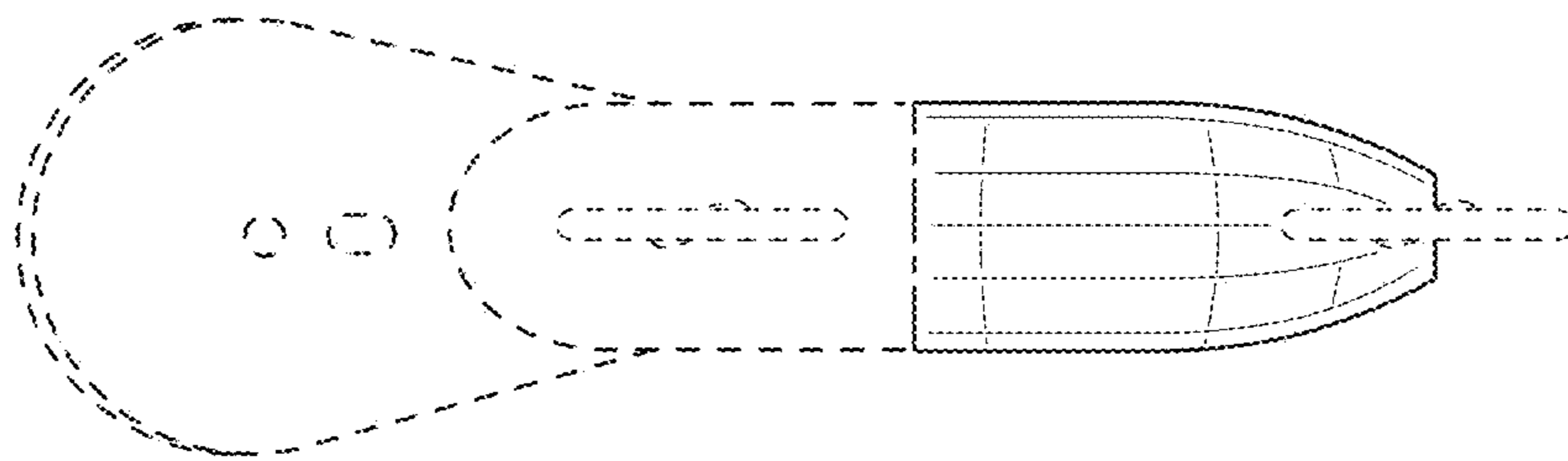


FIG. 4

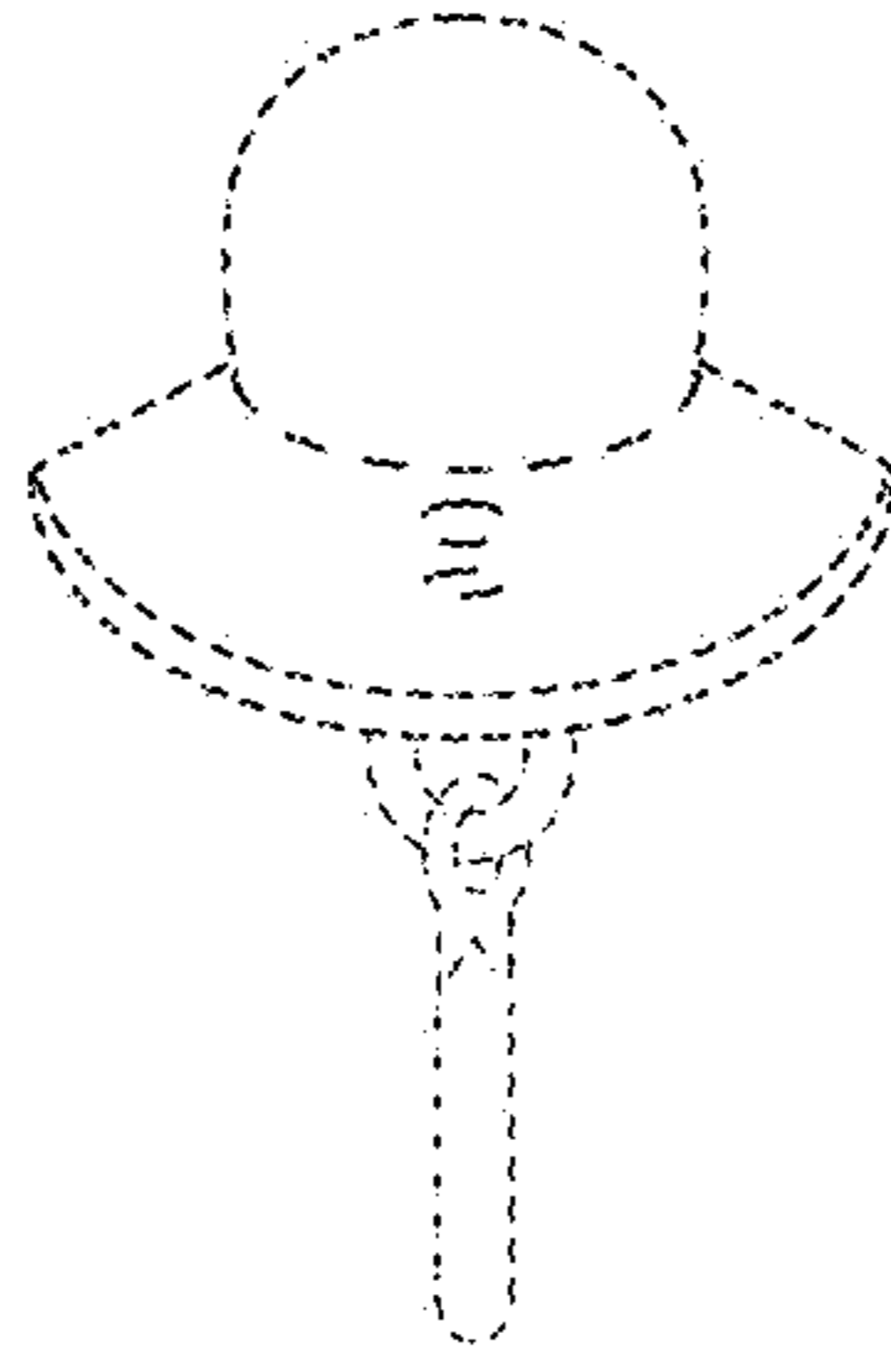


FIG. 5

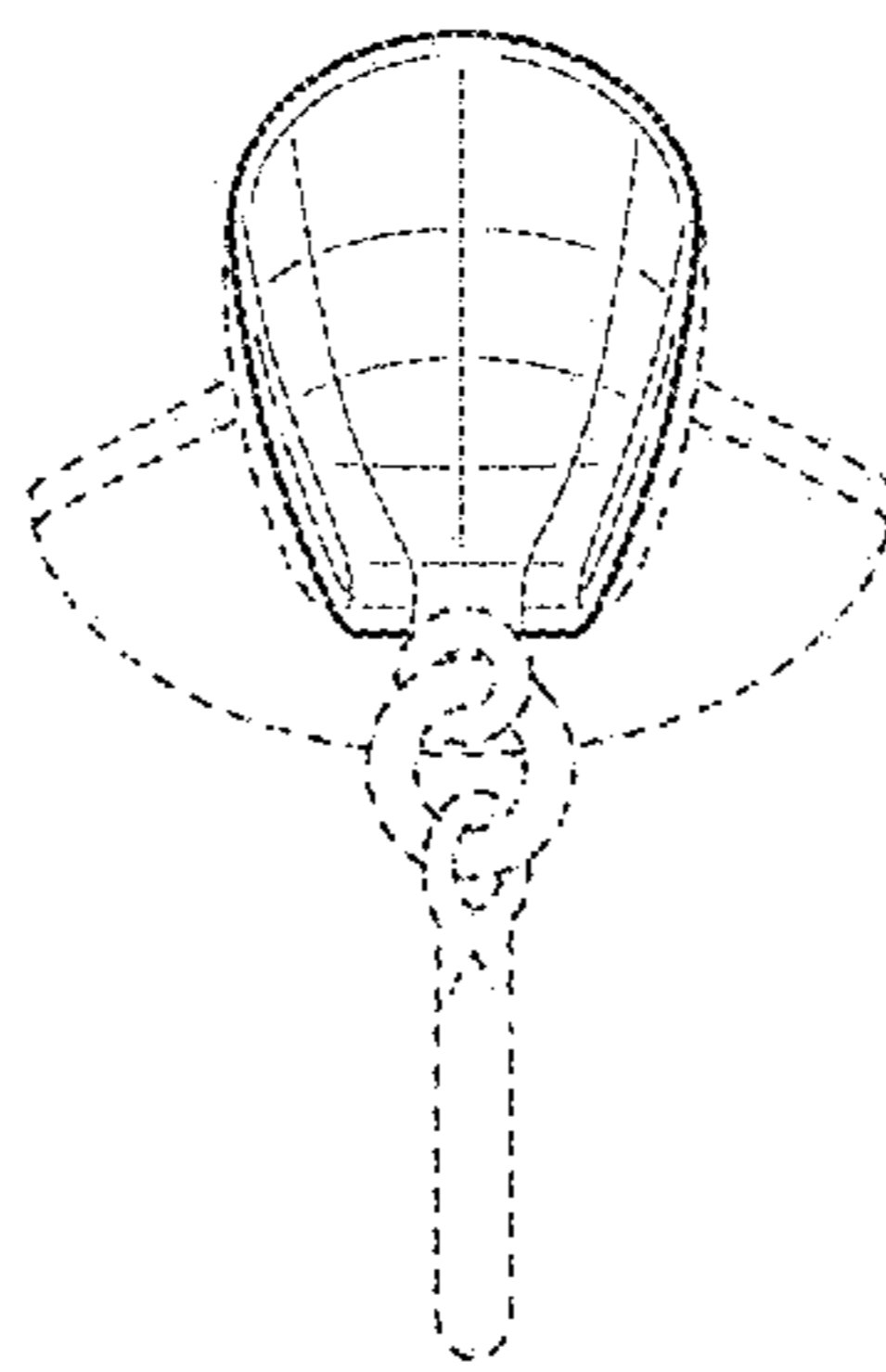


FIG. 6



FIG. 7