

US00D698392S

(12) **United States Design Patent**  
**d'Amore et al.**

(10) **Patent No.:** **US D698,392 S**

(45) **Date of Patent:** **\*\* \*Jan. 28, 2014**

(54) **DISPENSER**

(75) Inventors: **Massimo F. d'Amore**, Larchmont, NY (US); **Mikel Durham**, Purchase, NY (US); **Christine J. Sisler**, Shrub Oak, NY (US); **Stephen Lim**, Chappaqua, NY (US); **Timothy Read**, Chicago, IL (US); **Christopher Streng**, Chicago, IL (US); **Daniel A. Streng**, Chicago, IL (US); **Brett Wieland**, Chicago, IL (US)

D256,124 S 7/1980 Adamson et al.  
D259,790 S 7/1981 Hentschel  
D289,098 S 3/1987 Nishida  
D310,612 S 9/1990 Desrosiers  
D323,875 S 2/1992 Kang et al.  
D356,342 S 3/1995 Reese et al.  
D358,427 S \* 5/1995 Gobindram ..... D20/1  
D359,649 S 6/1995 Salkeld et al.  
D360,801 S 8/1995 Shub  
D366,179 S 1/1996 Hauser et al.  
D366,803 S 2/1996 Hauser et al.

(Continued)

(73) Assignee: **PepsiCo, Inc.**, Purchase, NY (US)

**OTHER PUBLICATIONS**

(\*) Notice: This patent is subject to a terminal disclaimer.

www.prweb.com, Kiosk Pro Now Offers Remote iPad Kiosk Management Software, Dual-Screen iPad Kiosk with Thermal Printer Module, Oct. 24, 2012.

(\*\*) Term: **14 Years**

(Continued)

(21) Appl. No.: **29/411,038**

*Primary Examiner* — Mary Ann Calabrese

(22) Filed: **Jan. 16, 2012**

(74) *Attorney, Agent, or Firm* — Banner & Witcoff, Ltd.

(51) **LOC (10) Cl.** ..... **20-01**

(52) **U.S. Cl.**  
USPC ..... **D20/1; D7/306**

(57) **CLAIM**

The ornamental design for a dispenser, as shown and described.

(58) **Field of Classification Search**  
USPC ..... D20/1-9; 221/2, 6, 12, 123, 124, 149, 221/150 R, 155, 156, 159, 187, 190, 215, 221/251, 311; D6/515; D7/300, 305-312; D14/126; D15/79, 81, 89; D99/28; 197/139; 222/129, 135, 144.1, 185.1; 312/36

**DESCRIPTION**

See application file for complete search history.

FIG. 1 is a top, front, right perspective view of a dispenser showing our new design;  
FIG. 2 is a front view thereof;  
FIG. 3 is a left side view thereof, wherein the right side is a mirror image of FIG. 3;  
FIG. 4 is a rear view thereof;  
FIG. 5 is a top view thereof; and,  
FIG. 6 is an enlarged and partial bottom, front perspective view thereof.

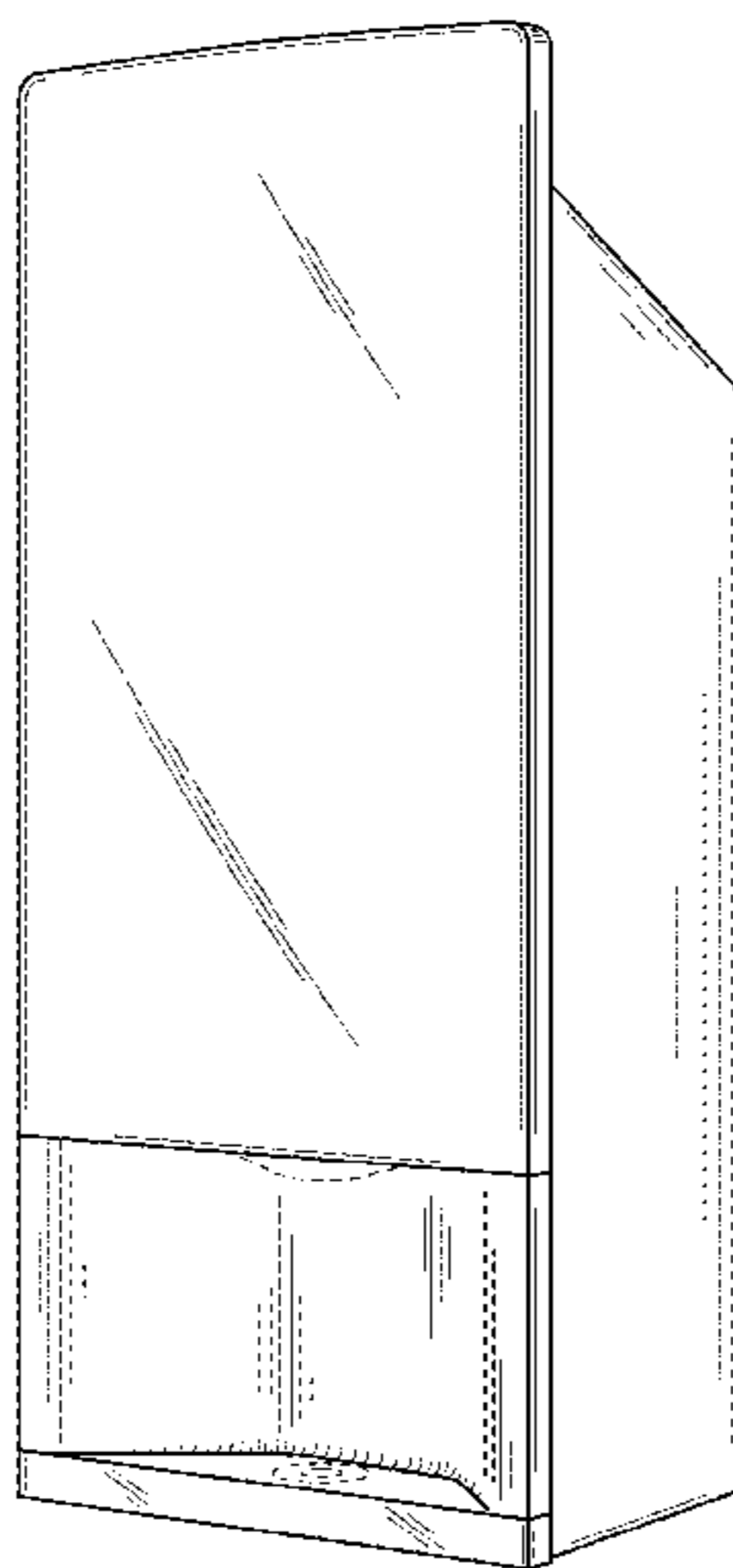
The broken lines showing the remainder of the dispenser are for environmental purposes only and form no part of the claimed design. The wavy broken lines in FIG. 6 are imaginary break lines and form no part of the claimed design.

(56) **References Cited**

**U.S. PATENT DOCUMENTS**

D151,064 S 9/1948 Moore  
D151,386 S 10/1948 Nissen  
D151,952 S 12/1948 Babcock  
D182,277 S 3/1958 Giepen  
D202,688 S 11/1965 Cornelius et al.  
D235,816 S 7/1975 Hall  
D255,852 S 7/1980 Fogarty

**1 Claim, 4 Drawing Sheets**



(56)

References Cited

U.S. PATENT DOCUMENTS

D367,797 S 3/1996 Hauser, II et al.  
 5,507,329 A \* 4/1996 Shub ..... 141/351  
 D385,457 S 10/1997 Sellers  
 D387,809 S 12/1997 Reese et al.  
 D398,183 S 9/1998 De Felip  
 D404,242 S 1/1999 Schroeder  
 D408,207 S 4/1999 Bourke  
 D418,001 S 12/1999 van der Veen  
 D421,629 S 3/2000 Sakata  
 D424,361 S 5/2000 Kuboyama  
 D431,145 S 9/2000 Woebcke et al.  
 D440,255 S 4/2001 Dickson  
 D444,986 S 7/2001 Smith et al.  
 D453,088 S 1/2002 Bell et al.  
 D454,465 S 3/2002 McKittrick et al.  
 D456,663 S 5/2002 Chew  
 D473,745 S 4/2003 Mulle et al.  
 D474,366 S 5/2003 Hodges et al.  
 D477,175 S 7/2003 Smith  
 D482,227 S 11/2003 Walton  
 D486,346 S 2/2004 Jönsson  
 D498,637 S 11/2004 Heilstedt et al.  
 D499,145 S 11/2004 Yao  
 D500,625 S 1/2005 Hellenberg et al.  
 D505,822 S 6/2005 De Gooijer  
 D514,864 S 2/2006 Birdsell et al.  
 D514,867 S 2/2006 Steiner  
 D526,523 S 8/2006 Steiner et al.  
 D527,567 S 9/2006 Nakato et al.  
 D531,855 S 11/2006 Steiner et al.  
 D533,007 S 12/2006 Felty  
 D544,919 S 6/2007 Roekens et al.  
 D544,920 S 6/2007 Roekens et al.  
 D554,930 S 11/2007 Lavy  
 D557,547 S 12/2007 Knoell et al.  
 D564,279 S 3/2008 Hodges  
 D570,149 S 6/2008 Truong  
 D570,636 S 6/2008 Kulujian et al.  
 D572,965 S 7/2008 Steiner  
 D582,194 S 12/2008 Wang  
 D583,608 S 12/2008 Kato  
 D585,690 S 2/2009 Dammkoehler  
 D597,605 S 8/2009 Davis  
 D600,060 S 9/2009 Fletcher et al.  
 D600,490 S 9/2009 Pino et al.

D600,491 S 9/2009 Hammad et al.  
 D601,380 S 10/2009 Jones et al.  
 D608,129 S 1/2010 Spear et al.  
 D608,130 S 1/2010 Moon et al.  
 D608,131 S 1/2010 Meldrum et al.  
 D617,132 S 6/2010 Wang  
 D618,031 S 6/2010 Mansour  
 D622,998 S 9/2010 Ashbridge  
 D623,461 S 9/2010 Ashbridge  
 D623,462 S 9/2010 Ashbridge  
 D623,885 S 9/2010 Wang  
 D624,778 S 10/2010 Meldrum et al.  
 D626,776 S 11/2010 Voron et al.  
 D627,187 S 11/2010 Voron et al.  
 D630,471 S 1/2011 Wang  
 D635,812 S 4/2011 Wang  
 D638,476 S 5/2011 Hoffman et al.  
 D638,513 S 5/2011 Choi  
 D640,891 S 7/2011 Smith  
 D643,667 S \* 8/2011 Yui ..... D7/307  
 D644,472 S 9/2011 Ponzio et al.  
 D647,355 S 10/2011 Ponzio et al.  
 D649,393 S 11/2011 Cohlmlia et al.  
 D651,686 S \* 1/2012 Wilson ..... D23/207  
 D659,172 S 5/2012 Okuda  
 D672,188 S 12/2012 Luippold et al.

OTHER PUBLICATIONS

www.apple.com, We've gone to extraordinary lengths. And widths., iMAC, published date unknown, but potentially prior to the filing of the present application.  
 www.aliexpress.com, Cellphone display holder model:IES1102H, published date unknown, but potentially prior to the filing of the present application.  
 www.lcdtvenclosure.com, Interactive Digital Signage, published date unknown, but potentially prior to the filing of the present application.  
 www.kvsio.com, Multi-Touch LED Digital Signage Kiosk with Advertising Display for Information Access, published date unknown, but potentially prior to the filing of the present application.  
 www.juumei.b2bage.com, Shenzhen Juumei Investment Co., Ltd., 42" large screen ad display LCD advertising player vertical kiosk, published date unknown, but potentially prior to the filing of the present application.

\* cited by examiner

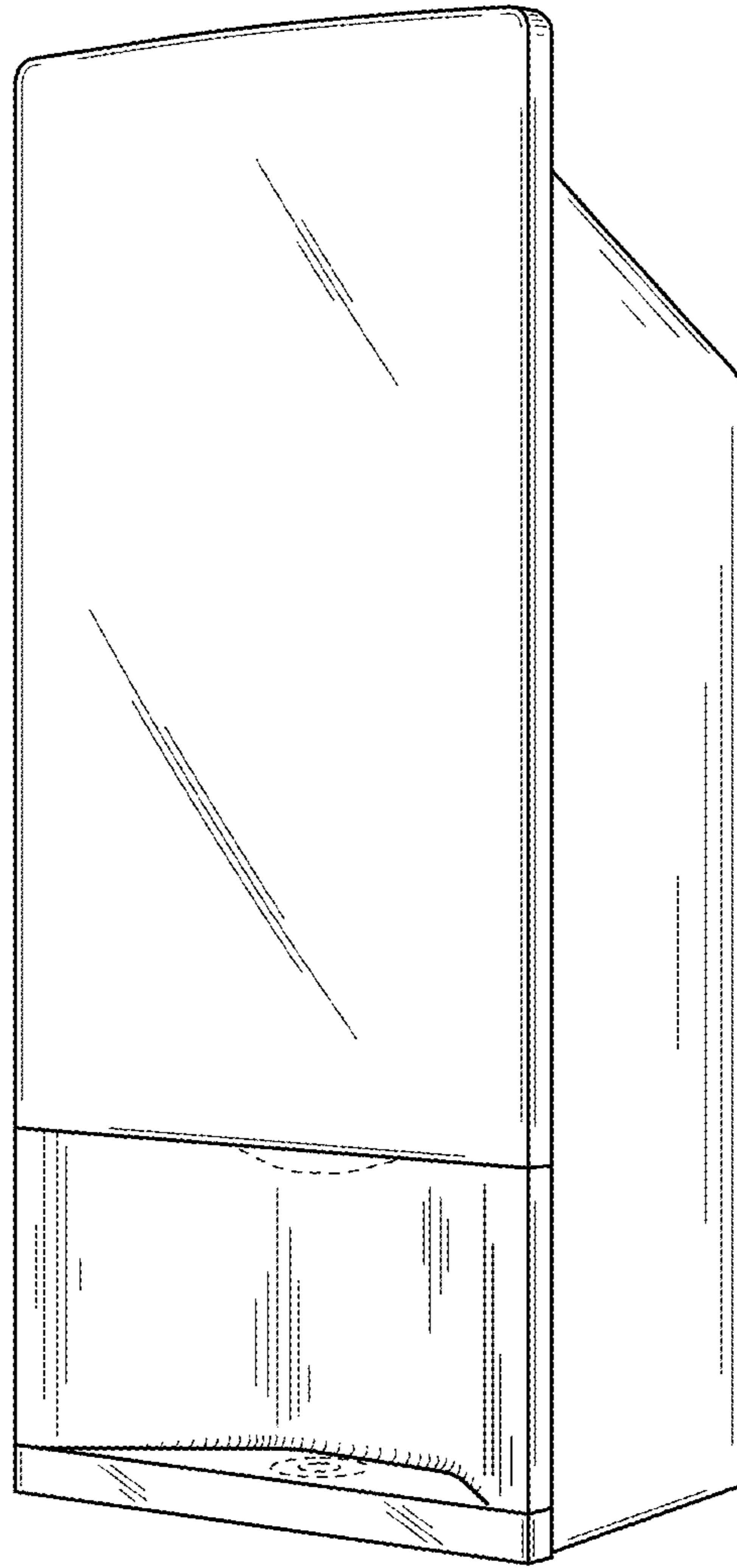


FIG. 1




FIG. 2

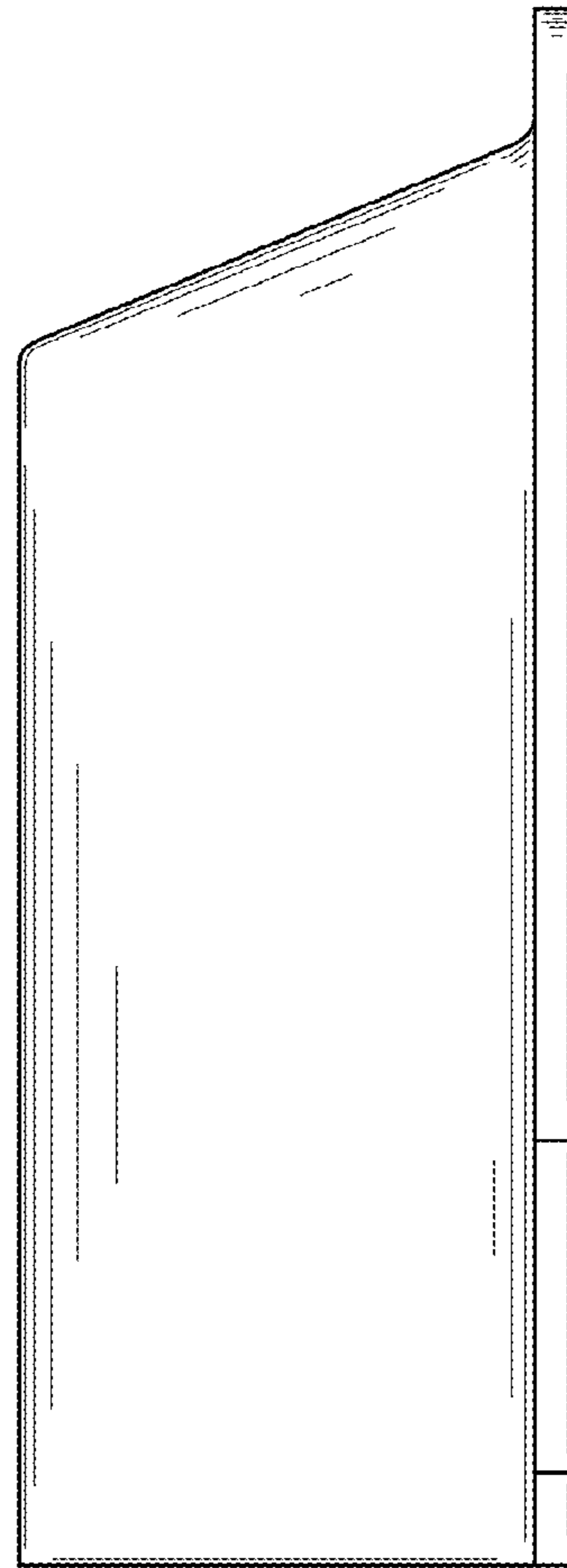


FIG. 3

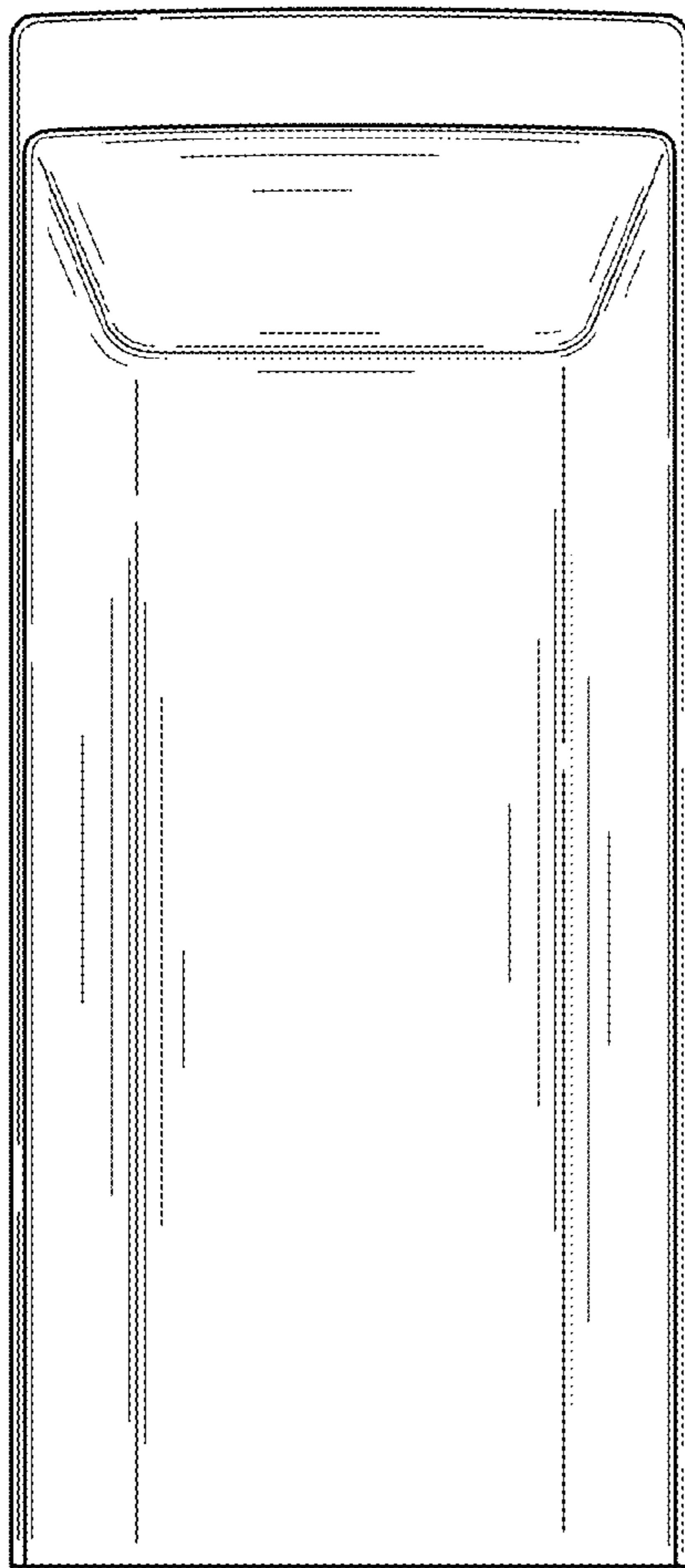


FIG. 4

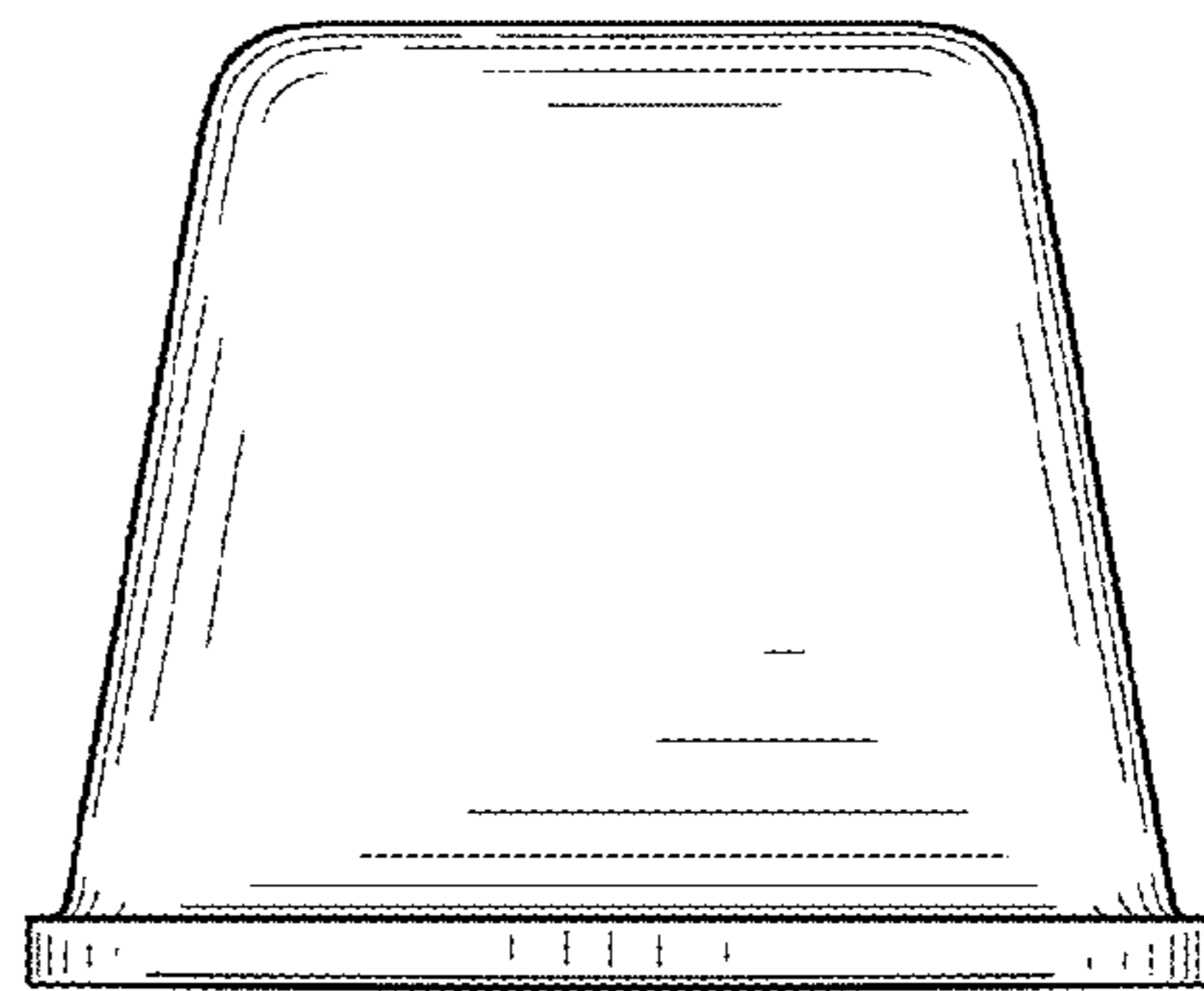


FIG. 5

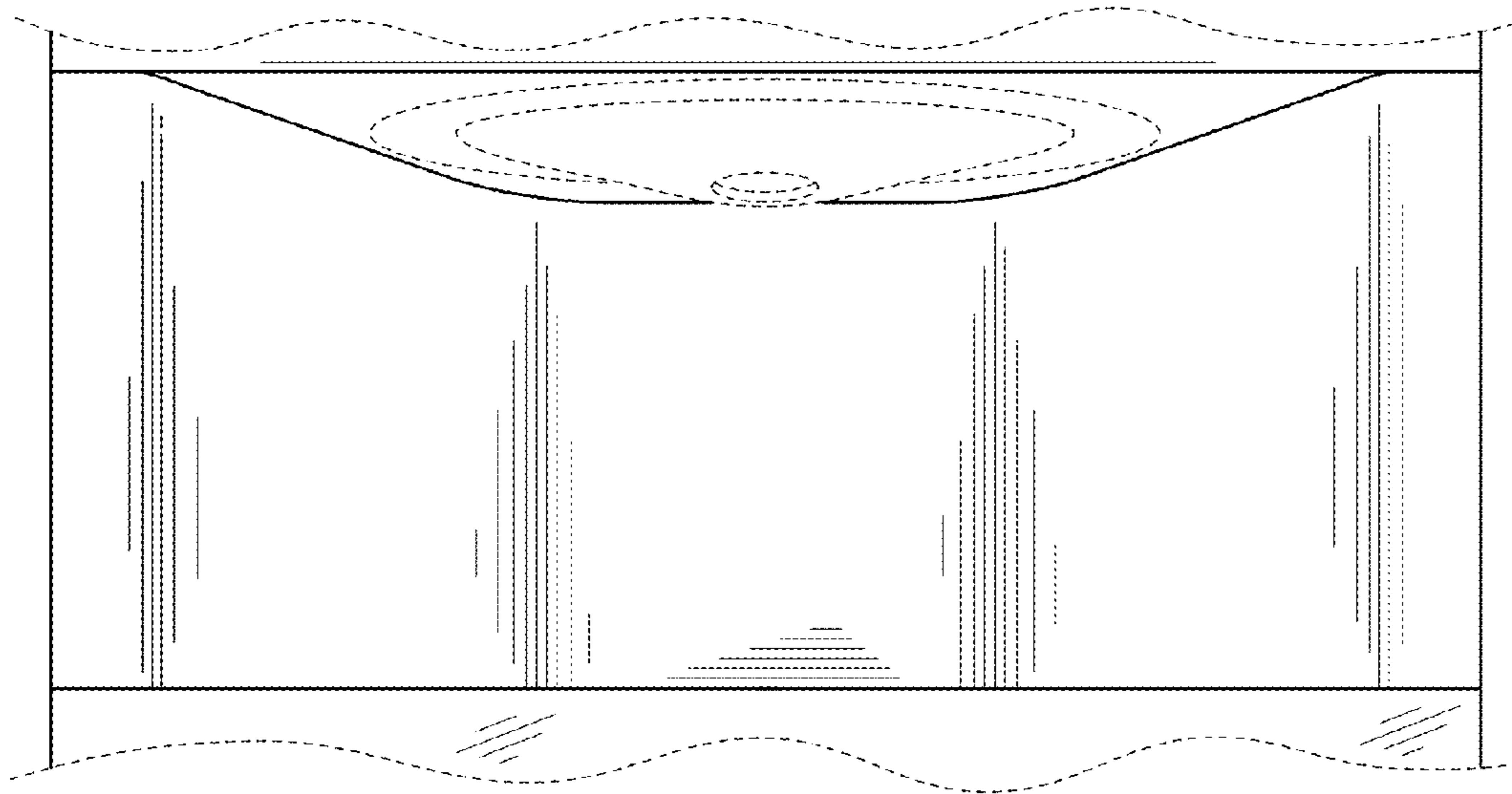


FIG. 6