



US00D698372S

(12) **United States Design Patent**  
**Brenneis et al.**

(10) **Patent No.:** **US D698,372 S**  
(45) **Date of Patent:** **\*\* Jan. 28, 2014**

(54) **REFRIGERATED COOLER**

(71) Applicant: **Red Bull GmbH**, Fuschl am See (AT)

(72) Inventors: **Juergen Brenneis**, Pinsdorf (AT); **Mario Groth**, Fuschl am See (AT); **David Kehoe**, Salzburg (AT); **Matthias Rinderer**, Fuschl am See (AT)

(73) Assignee: **Red Bull GmbH**, Fuschl am See (AT)

(\*\*) Term: **14 Years**

(21) Appl. No.: **29/439,578**

(22) Filed: **Dec. 12, 2012**

(30) **Foreign Application Priority Data**

Jun. 13, 2012 (EP) ..... 002057448-0004  
Jun. 13, 2012 (EP) ..... 002057448-0005  
Jun. 13, 2012 (EP) ..... 002057448-0006

(51) **LOC (10) Cl.** ..... **15-07**

(52) **U.S. Cl.**  
USPC ..... **D15/81**

(58) **Field of Classification Search**  
USPC ..... D15/79-89; 62/246-255, 337,  
62/440-449, 331, 3.6-3.63; 312/114, 116,  
312/236, 352, 400-408, 128, 138.1, 139.2  
See application file for complete search history.

(56) **References Cited**

**U.S. PATENT DOCUMENTS**

4,818,044 A \* 4/1989 Dobry ..... 312/257.1  
D396,238 S \* 7/1998 Schmitt ..... D15/144.1

5,924,921 A \* 7/1999 Yang ..... 454/253  
D453,169 S \* 1/2002 Ma et al. .... D15/81  
D478,601 S \* 8/2003 Becke ..... D15/81  
D512,081 S \* 11/2005 Chang ..... D15/81  
D539,312 S \* 3/2007 Kim ..... D15/81  
D550,256 S \* 9/2007 Lei et al. .... D15/81  
D556,792 S \* 12/2007 Moran ..... D15/81  
D627,374 S \* 11/2010 Yang ..... D15/81  
D630,231 S \* 1/2011 Yang et al. .... D15/81  
2008/0047209 A1 \* 2/2008 Hinterholzer et al. .... 52/208

\* cited by examiner

*Primary Examiner* — Mitchell Siegel

(74) *Attorney, Agent, or Firm* — TechMark a Law Corporation; Martin R. Greenstein


(57) **CLAIM**

The ornamental design for a refrigerated cooler, as shown and described.

**DESCRIPTION**

FIG. 1 is the front view of the refrigerated cooler according to the present invention;  
FIG. 2 is a back view of the refrigerated cooler as shown in FIG. 1;  
FIG. 3 is a top view of the refrigerated cooler as shown in FIG. 1;  
FIG. 4 is a right side view of the refrigerated cooler as shown in FIG. 1;  
FIG. 5 is a left side view of the refrigerated cooler as shown in FIG. 1; and,  
FIG. 6 is a front left side perspective view of the refrigerated cooler as shown in FIG 1.

**1 Claim, 6 Drawing Sheets**






FIG. 1




FIG. 2




FIG. 3




FIG. 4




FIG. 5



FIG. 6