

US00D698361S

(12) **United States Design Patent**
Stiffler

(10) **Patent No.:** **US D698,361 S**
(45) **Date of Patent:** **** Jan. 28, 2014**

- (54) **DISPLAY SCREEN OR PORTION THEREOF WITH GRAPHICAL USER INTERFACE**
- (76) Inventor: **Mark A. Stiffler**, Singapore (SG)
- (**) Term: **14 Years**
- (21) Appl. No.: **29/425,032**
- (22) Filed: **Jun. 19, 2012**
- (51) **LOC (10) Cl.** **14-04**
- (52) **U.S. Cl.**
USPC **D14/486**
- (58) **Field of Classification Search**
USPC D14/485–495; 715/719, 786, 835, 810,
715/763, 739, 733, 762; 705/15; D11/168,
D11/169
See application file for complete search history.

D629,416	S	*	12/2010	Weir et al.	D14/486
D629,417	S	*	12/2010	Weir et al.	D14/486
D629,418	S	*	12/2010	Brown et al.	D14/486
D652,424	S	*	1/2012	Cahill et al.	D14/486
D653,258	S	*	1/2012	Cahill et al.	D14/486
D653,671	S	*	2/2012	Cahill et al.	D14/486
D663,737	S	*	7/2012	Sullivan	D14/486
D665,405	S	*	8/2012	Williams et al.	D14/487
D671,551	S	*	11/2012	Deng et al.	D14/486
D677,687	S	*	3/2013	Pearcy et al.	D14/486
D685,815	S	*	7/2013	Bork et al.	D14/486
D690,721	S	*	10/2013	Tee et al.	D14/486
D691,159	S	*	10/2013	Boush et al.	D14/486
2005/0050301	A1	*	3/2005	Whittle et al.	712/32
2013/0125041	A1	*	5/2013	Doan et al.	715/781

* cited by examiner

Primary Examiner — Kevin Rudzinski

(57) **CLAIM**
The ornamental design for a display screen or portion thereof with graphical user interface, as shown and described.

(56) **References Cited**


U.S. PATENT DOCUMENTS

D530,335	S	*	10/2006	Blencowe	D14/485
D553,631	S	*	10/2007	Blencowe	D14/486
D566,715	S	*	4/2008	Soderstrom	D14/486
7,380,214	B1	*	5/2008	Giormov	715/772
D570,860	S	*	6/2008	Sherry	D14/486
D586,358	S	*	2/2009	Blencowe	D14/486
D589,971	S	*	4/2009	Bhat et al.	D14/486
D602,038	S	*	10/2009	Channell et al.	D14/486
D611,947	S	*	3/2010	Mather	D14/485
D616,452	S	*	5/2010	Cameron et al.	D14/486
D616,893	S	*	6/2010	Ehrler et al.	D14/486
D617,335	S	*	6/2010	Ehrler et al.	D14/486
D619,602	S	*	7/2010	Ehrler et al.	D14/486
D623,193	S	*	9/2010	Cameron et al.	D14/486
D625,312	S	*	10/2010	Jewitt et al.	D14/486
D628,208	S	*	11/2010	Potemski et al.	D14/486

DESCRIPTION

FIG. 1 is a front view of a display screen or portion thereof with graphical user interface showing my new design; FIG. 2 is a front view of the design of FIG. 1, shown with additional unclaimed elements to further illustrate environmental structure; and, FIG. 3 is another front view of the design of FIG. 1, shown with additional unclaimed elements to further illustrate environmental structure. The broken lines showing a display screen or portion thereof, text, and other elements are for the purpose of illustrating environmental structure and form no part of the claimed design.

1 Claim, 3 Drawing Sheets






FIG 1

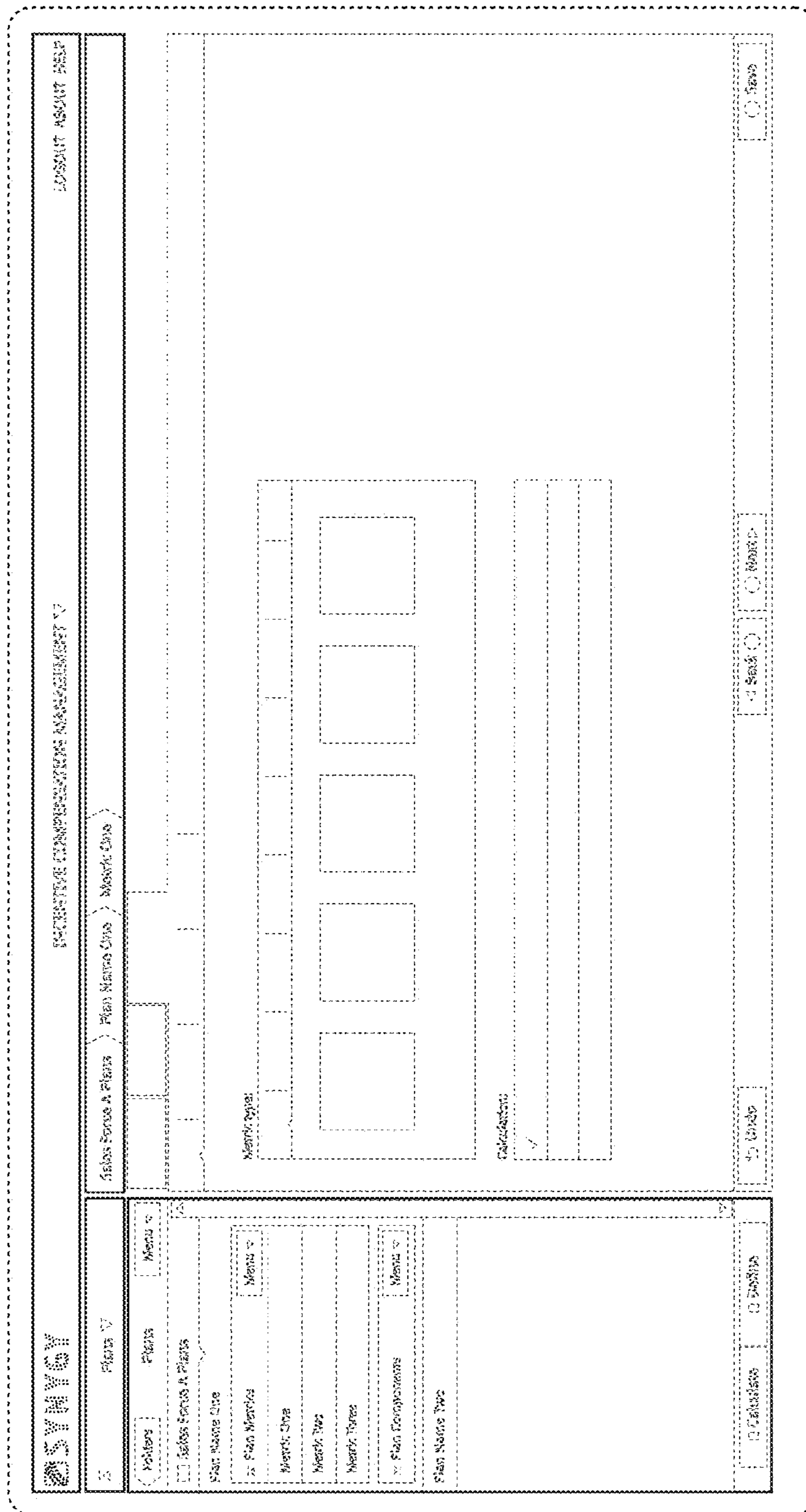


FIG 2

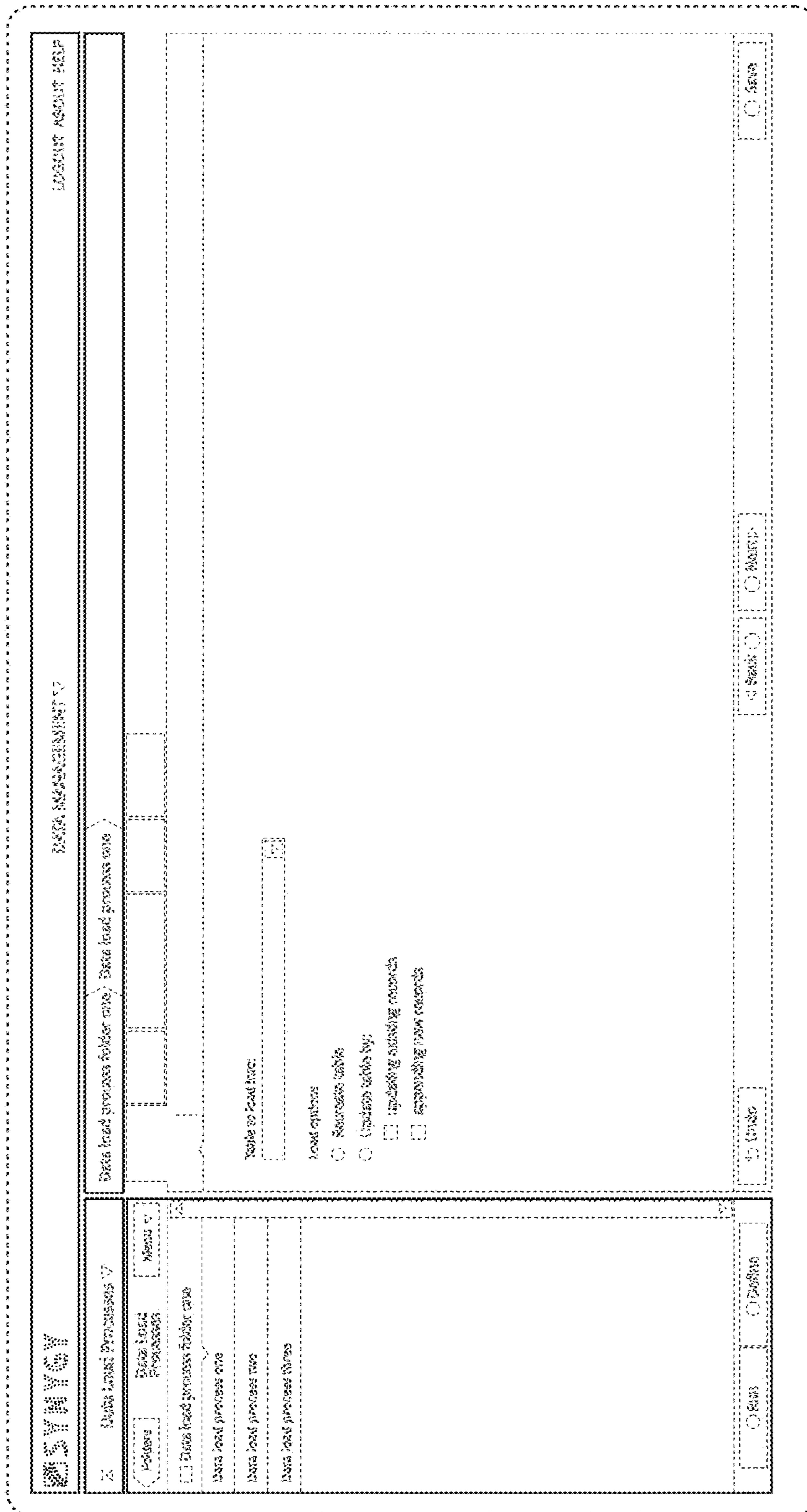


FIG 3