



US00D698346S

(12) **United States Design Patent**  
**Chang et al.**

(10) **Patent No.:** **US D698,346 S**  
(45) **Date of Patent:** **\*\* Jan. 28, 2014**

(54) **CASE FOR ELECTRONIC DEVICE**

(71) Applicant: **Otter Products, LLC**, Fort Collins, CO  
(US)

(72) Inventors: **Tao-Wei Chang**, Arvada, CO (US);  
**Zachariah Pickett**, Fort Collins, CO  
(US)

(73) Assignee: **Otter Products, LLC**, Fort Collins, CO  
(US)

(\*\*) Term: **14 Years**

(21) Appl. No.: **29/458,885**

(22) Filed: **Jun. 24, 2013**

(51) **LOC (10) Cl.** ..... **14-03**

(52) **U.S. Cl.**  
USPC ..... **D14/250**

(58) **Field of Classification Search**

USPC ..... D14/250–253, 440, 203.3–203.7, 217,  
D14/496, 248, 238.1, 240, 447, 341–347,  
D14/444; D13/103, 107–108, 119; D3/201,  
D3/218, 247, 269, 273, 301, 303;  
248/309.1, 371, 176.3, 668;  
361/679.56, 679.3, 679.25, 816;  
379/426, 433.11, 455; 455/575.1,  
455/575.8; 206/305, 320; 320/108, 115;  
429/96; 220/4.02; 150/165

See application file for complete search history.

(56) **References Cited**

U.S. PATENT DOCUMENTS

D551,854	S	*	10/2007	Collins et al.	.....	D3/218
D637,592	S	*	5/2011	Magness et al.	.....	D14/250
D642,171	S	*	7/2011	Melanson et al.	.....	D14/250
D654,485	S	*	2/2012	Chang et al.	.....	D14/250
D673,543	S	*	1/2013	Melanson et al.	.....	D14/250
D673,545	S	*	1/2013	Magness et al.	.....	D14/250
D673,548	S	*	1/2013	Weller et al.	.....	D14/250
D673,549	S	*	1/2013	Chang et al.	.....	D14/250
D673,551	S	*	1/2013	Chang et al.	.....	D14/250
D681,613	S	*	5/2013	Magness et al.	.....	D14/238.1
D683,339	S	*	5/2013	Weller et al.	.....	D14/250
2010/0240427	A1	*	9/2010	Lee	.....	455/575.8
2011/0228459	A1	*	9/2011	Richardson et al.	.....	361/679.01

\* cited by examiner

*Primary Examiner* — Carla Jobe Wright

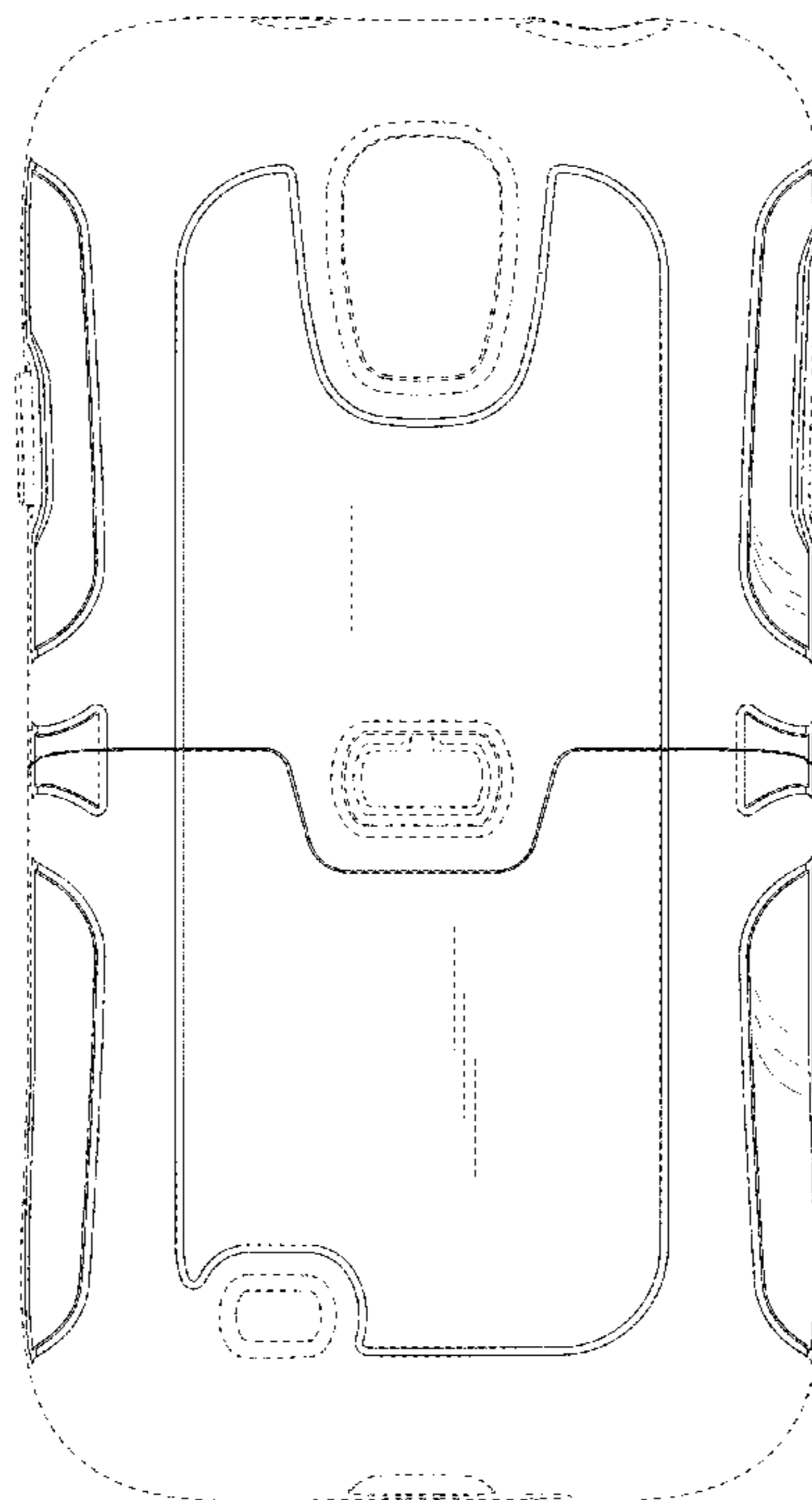
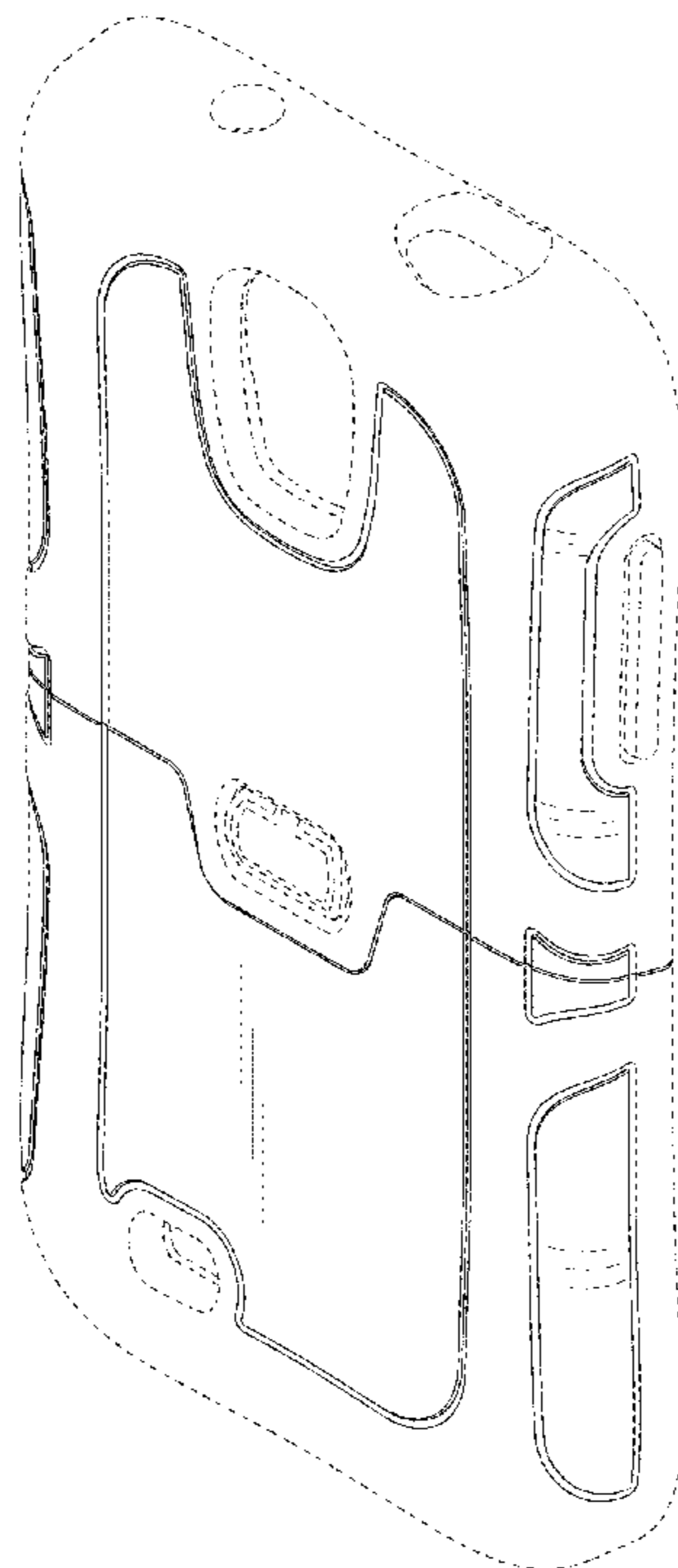
(57) **CLAIM**

The ornamental design for a case for electronic device, as shown and described.

**DESCRIPTION**

FIG. 1 is a first rear isometric view of a case for electronic device showing our new design; FIG. 2 is a rear view thereof; and, FIG. 3 is a second rear isometric view thereof. The dash-dash-dash broken lines depict unclaimed environment. In the drawings, the broken lines depict unclaimed environment.

**1 Claim, 3 Drawing Sheets**



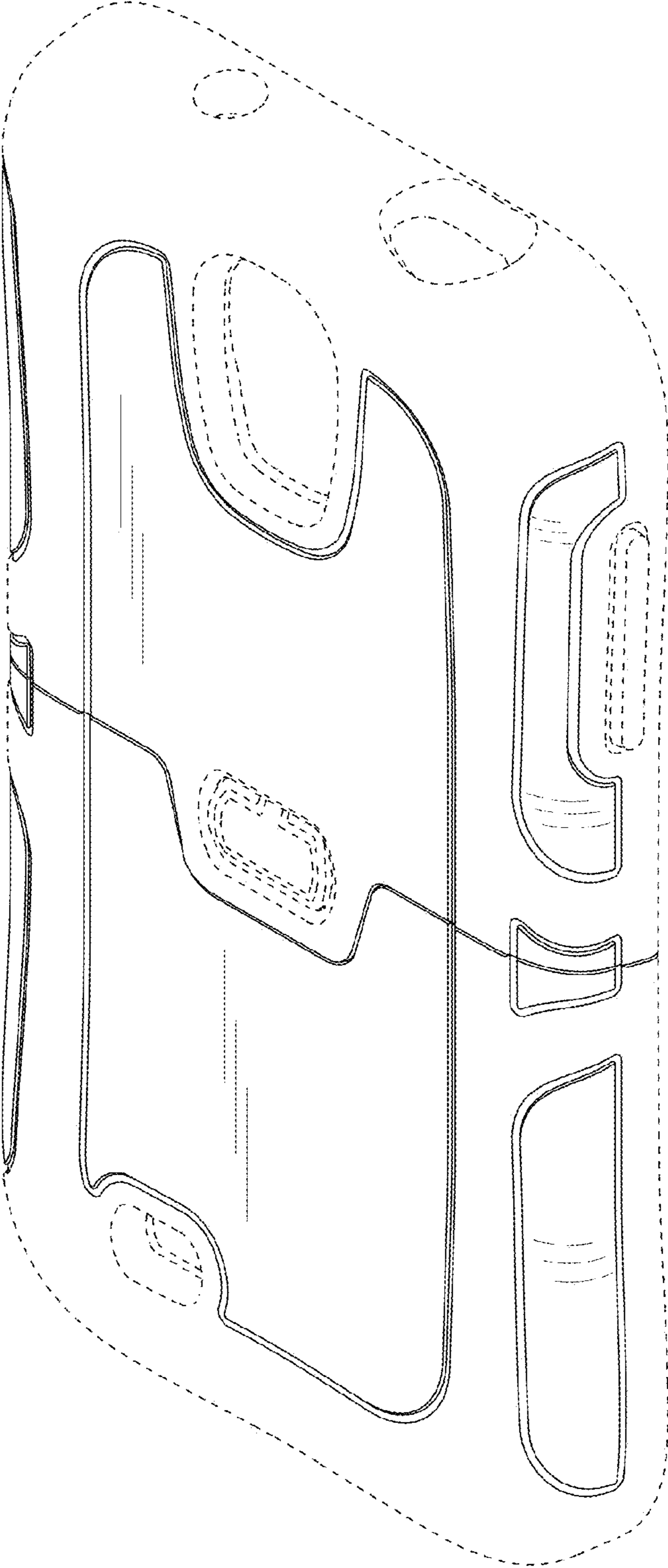


FIG. 1

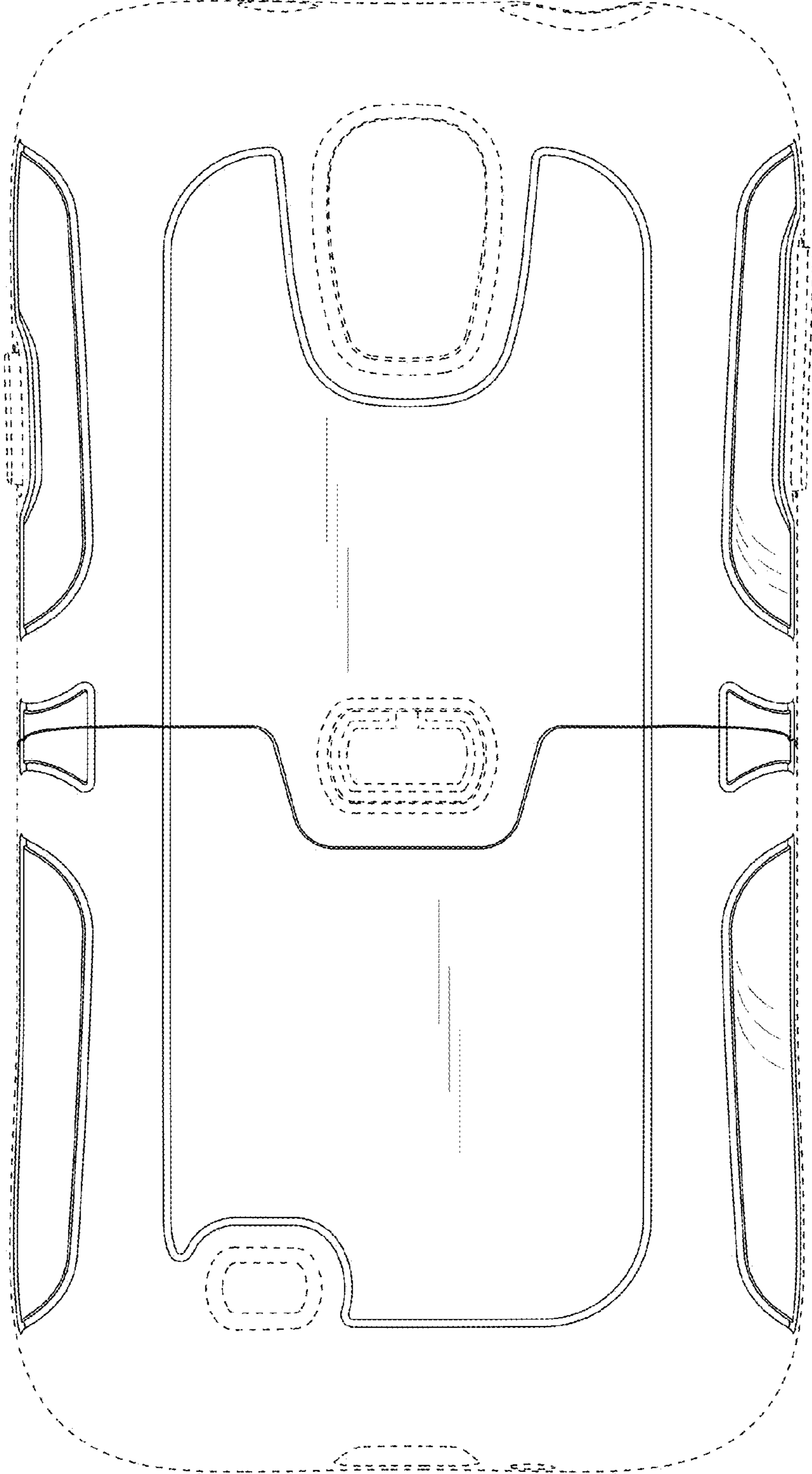


FIG. 2

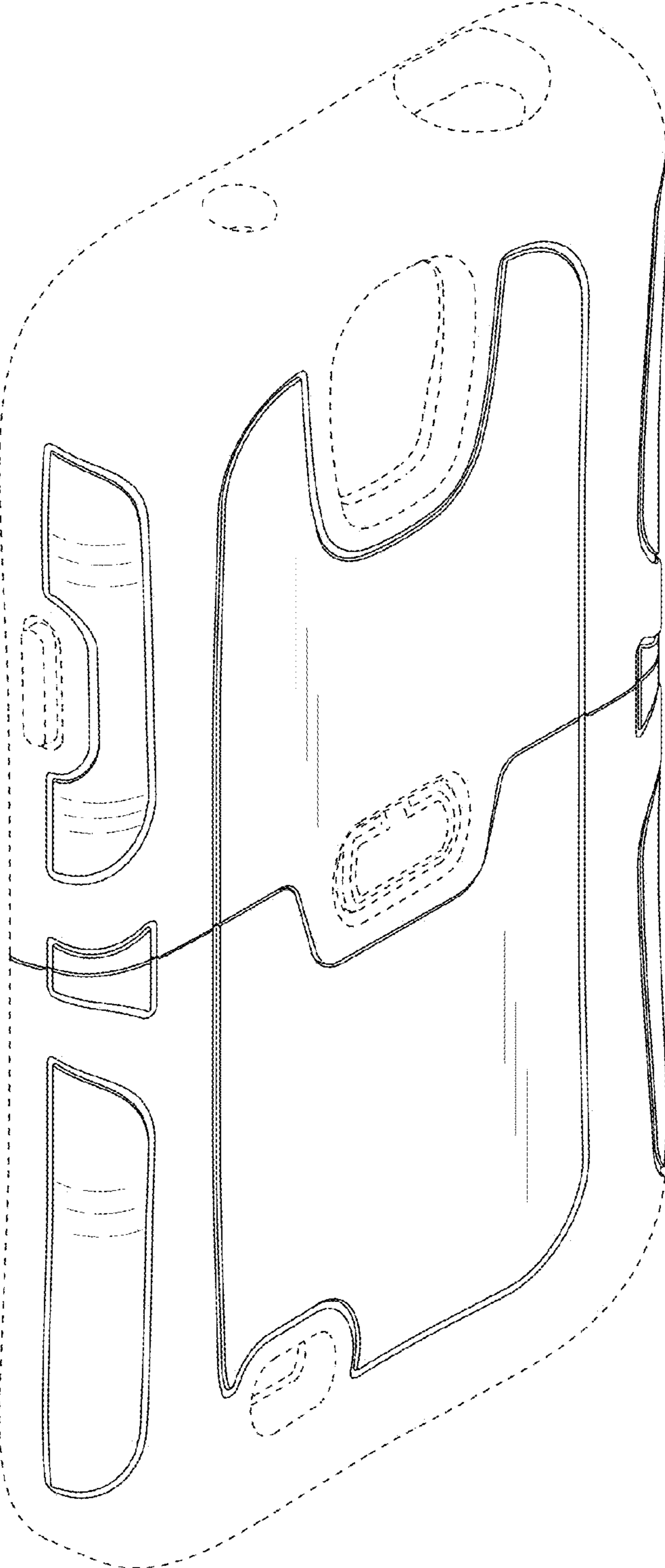


FIG. 3