

US00D698344S

(12) **United States Design Patent**
Weller et al.

(10) **Patent No.:** **US D698,344 S**
(45) **Date of Patent:** **** Jan. 28, 2014**

(54) **CASE FOR ELECTRONIC DEVICE**

(71) Applicants: **Lucas Weller**, Fort Collins, CO (US);
Peter Gronewoller, Fort Collins, CO
(US)

(72) Inventors: **Lucas Weller**, Fort Collins, CO (US);
Peter Gronewoller, Fort Collins, CO
(US)

(73) Assignee: **Otter Products, LLC**, Fort Collins, CO
(US)

(**) Term: **14 Years**

(21) Appl. No.: **29/441,650**

(22) Filed: **Jan. 8, 2013**

(51) **LOC (10) Cl.** **14-03**

(52) **U.S. Cl.**
USPC **D14/250**

(58) **Field of Classification Search**

USPC D14/250–253, 440, 203.3–203.7, 217,
D14/496, 248, 238.1, 240, 447, 341–347,
D14/444; D13/103, 107–108, 119; D3/201,
D3/218, 247, 269, 273, 301, 303;
248/309.1, 371, 176.3, 668;
361/679.56, 679.3, 679.25, 816;
379/426, 433.11, 455; 455/575.1,
455/575.8; 206/305, 320; 320/108, 115;
429/96; 220/4.02; 150/165

See application file for complete search history.

(56) **References Cited**

U.S. PATENT DOCUMENTS

D581,155 S	11/2008	Richardson et al.	
D587,008 S	2/2009	Richardson et al.	
D589,016 S	3/2009	Richardson et al.	
D593,746 S	6/2009	Richardson et al.	
D597,301 S	8/2009	Richardson et al.	
D603,602 S	11/2009	Richardson et al.	
D603,603 S *	11/2009	Laine et al.	D3/218
D605,850 S	12/2009	Richardson et al.	

D613,282 S	4/2010	Richardson et al.	
D615,535 S	5/2010	Richardson et al.	
D617,784 S	6/2010	Richardson et al.	
D623,639 S	9/2010	Richardson et al.	
D626,964 S	11/2010	Richardson et al.	
D634,741 S	3/2011	Richardson et al.	
D636,387 S *	4/2011	Willes et al.	D14/250
7,933,122 B2	4/2011	Richardson et al.	
D637,589 S	5/2011	Willes et al.	
D637,590 S *	5/2011	Michie et al.	D14/250
D638,411 S	5/2011	Willes et al.	
D638,413 S	5/2011	Magness et al.	
D638,828 S	5/2011	Melanson et al.	
D640,679 S	6/2011	Willes et al.	
D641,013 S	7/2011	Richardson et al.	
D642,170 S	7/2011	Johnson et al.	
D642,171 S	7/2011	Melanson et al.	
D643,422 S	8/2011	Smith et al.	
D643,837 S	8/2011	Smith et al.	
D644,637 S	9/2011	Smith et al.	
D644,639 S	9/2011	Weller et al.	
D645,031 S	9/2011	Richardson et al.	
D649,347 S	11/2011	Smith et al.	

(Continued)

Primary Examiner — Carla Jobe Wright

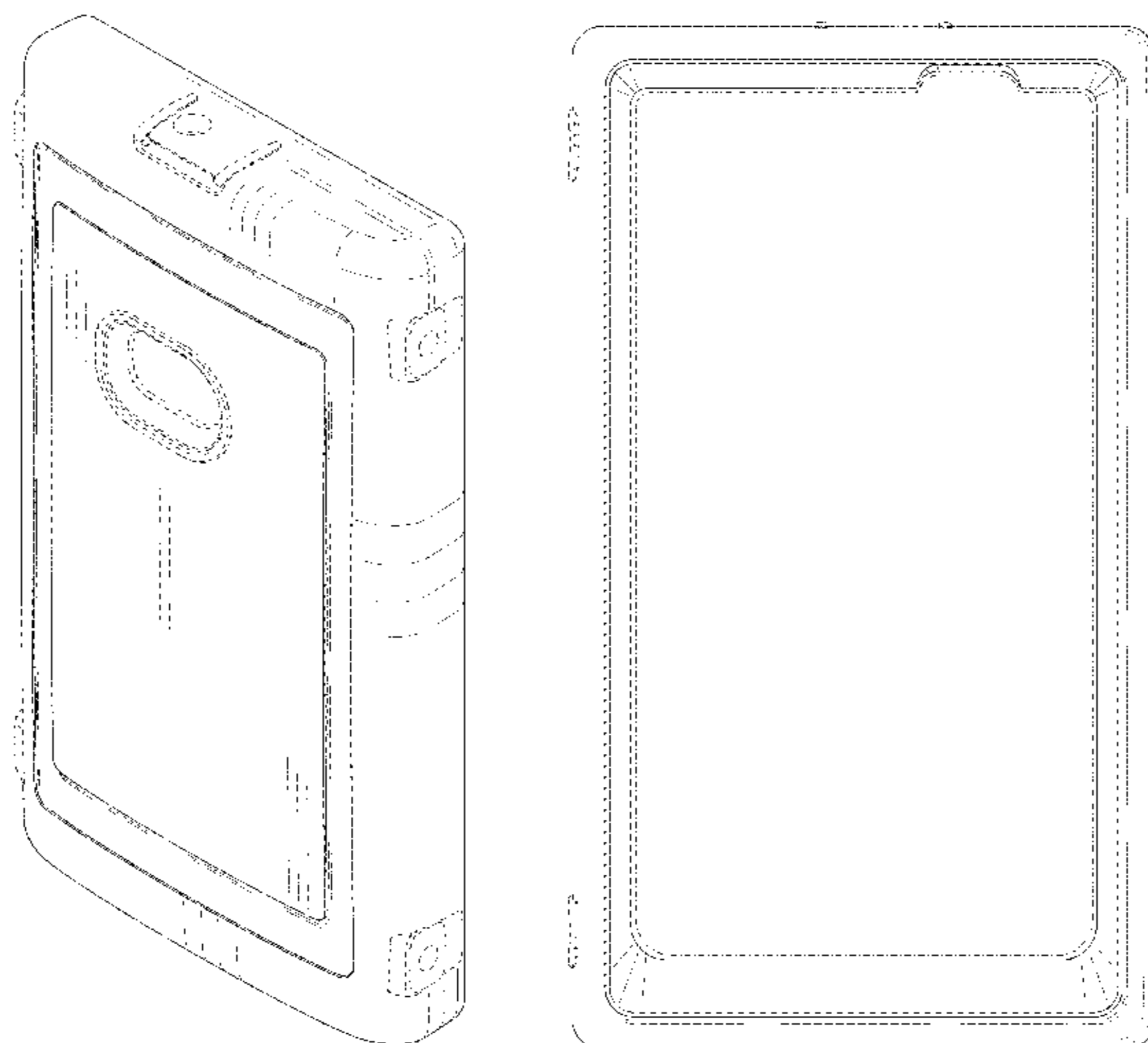
(57) **CLAIM**

The ornamental design for a case for electronic device, as shown and described.

DESCRIPTION

FIG. 1 is a front isometric view of a case for electronic device showing our new design;
FIG. 2 is a rear isometric view thereof;
FIG. 3 is a front view thereof;
FIG. 4 is a rear view thereof;
FIG. 5 is a left view thereof;
FIG. 6 is a right view thereof;
FIG. 7 is a top view thereof; and,
FIG. 8 is a bottom view thereof.
The dot-dash-dot broken lines represent a boundary of the claimed design. The dash-dash-dash broken lines depict unclaimed environment. The broken lines form no part of the claimed design.

1 Claim, 6 Drawing Sheets



(56)

References Cited

U.S. PATENT DOCUMENTS

D651,203 S	12/2011	Michie et al.	
D651,594 S	1/2012	Melanson et al.	
D654,485 S	2/2012	Chang et al.	
D654,487 S	2/2012	Weller et al.	
D654,488 S *	2/2012	Chang et al.	D14/250
D654,490 S *	2/2012	Weller et al.	D14/250
D654,492 S	2/2012	Melanson et al.	
D657,137 S	4/2012	Weller et al.	
D661,482 S	6/2012	Chang et al.	
D661,483 S	6/2012	Weller et al.	
D663,296 S *	7/2012	Melanson et al.	D14/250
D667,783 S *	9/2012	Zhang et al.	D13/102
D673,539 S	1/2013	Magness et al.	
D673,541 S	1/2013	Weller et al.	
D673,543 S	1/2013	Melanson et al.	
D673,545 S	1/2013	Magness et al.	
D673,546 S	1/2013	Magness et al.	
D673,550 S	1/2013	Magness et al.	
D673,552 S	1/2013	Weller et al.	
D673,569 S	1/2013	Smith et al.	
D673,936 S	1/2013	Michie et al.	
D673,939 S	1/2013	Chang et al.	
D673,940 S	1/2013	Chang et al.	
D673,941 S	1/2013	Melanson et al.	
D674,791 S	1/2013	Melanson et al.	
D675,209 S *	1/2013	Glanzer et al.	D14/440
D675,603 S	2/2013	Melanson et al.	
D675,604 S *	2/2013	Limber et al.	D14/250
D676,036 S	2/2013	Chang et al.	
D676,435 S	2/2013	Chang et al.	
D676,838 S	2/2013	Magness et al.	
D676,842 S *	2/2013	Weller et al.	D14/250
D677,251 S	3/2013	Melanson et al.	
D681,022 S *	4/2013	Chang et al.	D14/250
2011/0228459 A1 *	9/2011	Richardson et al.	361/679.01

* cited by examiner

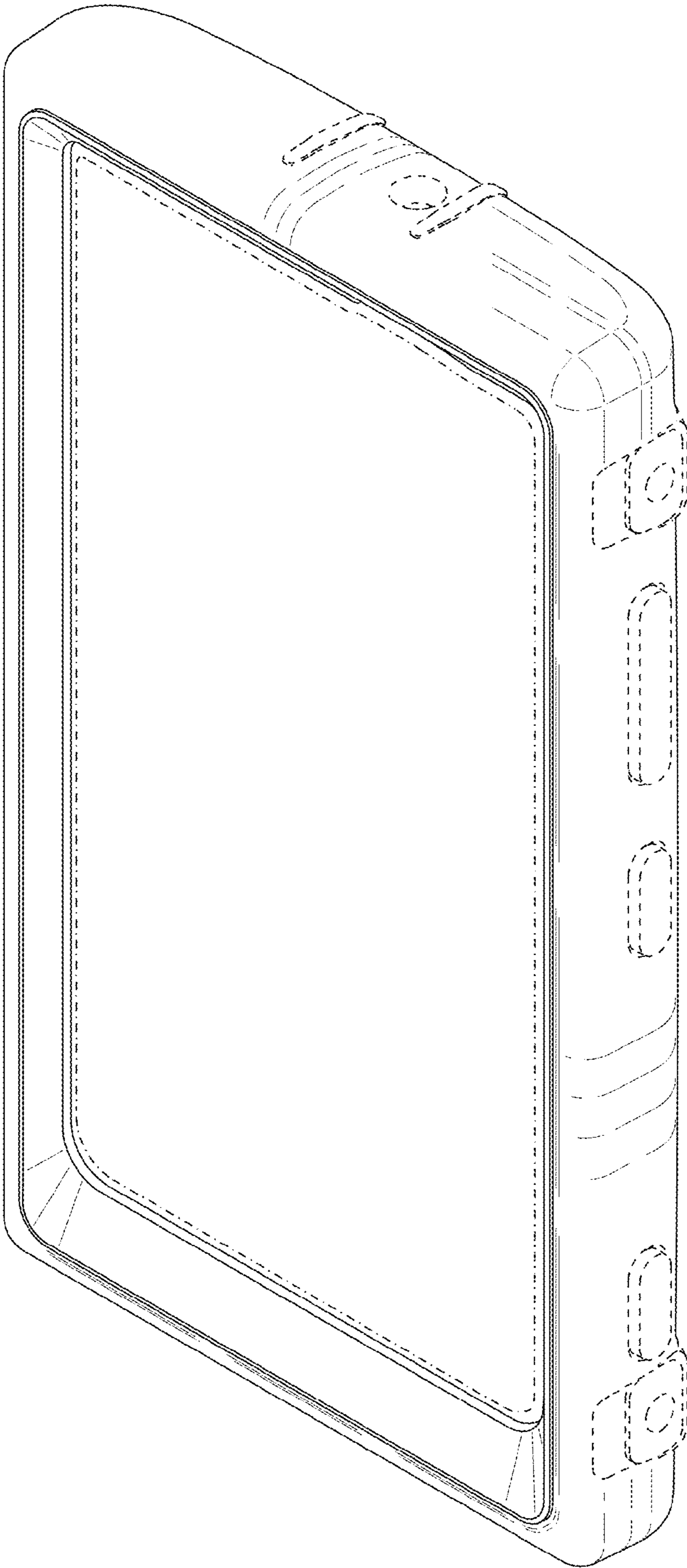


FIG. 1

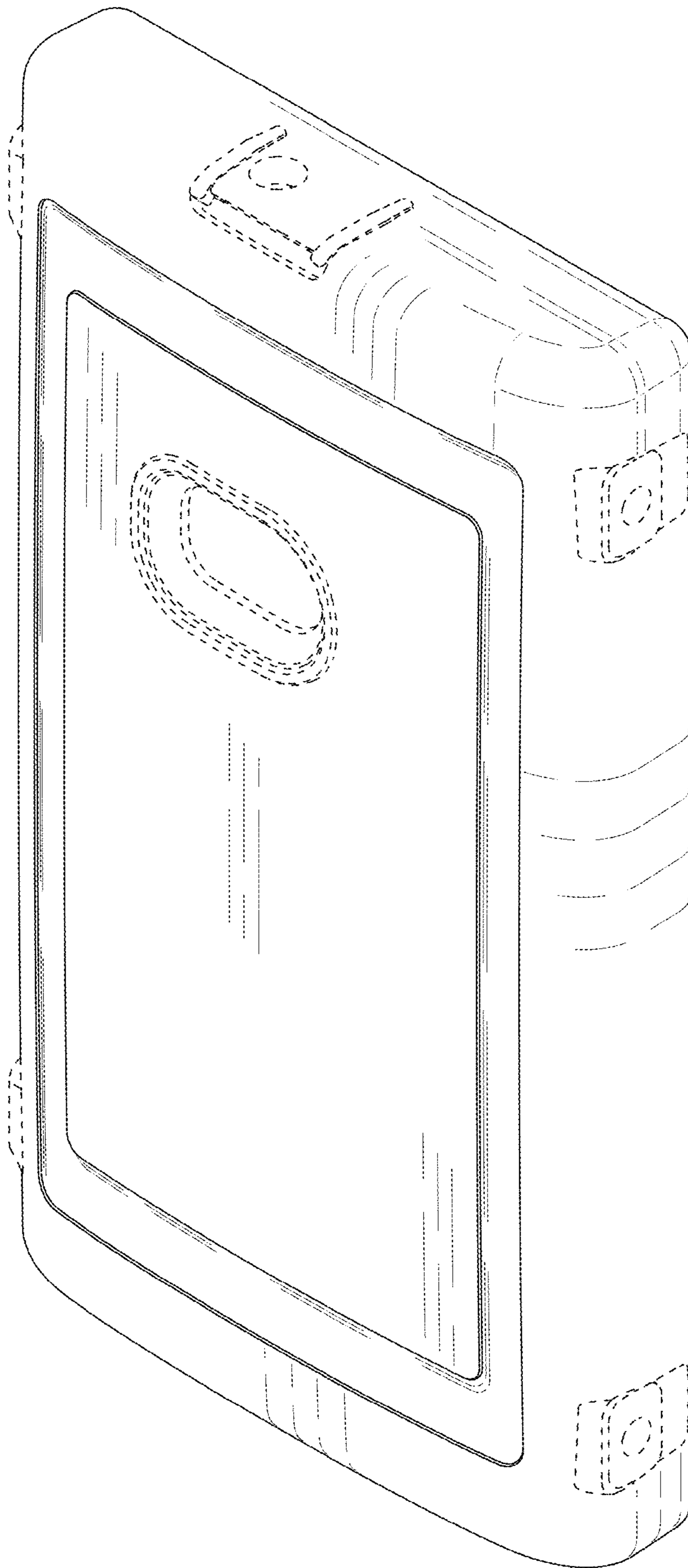


FIG. 2




FIG. 3

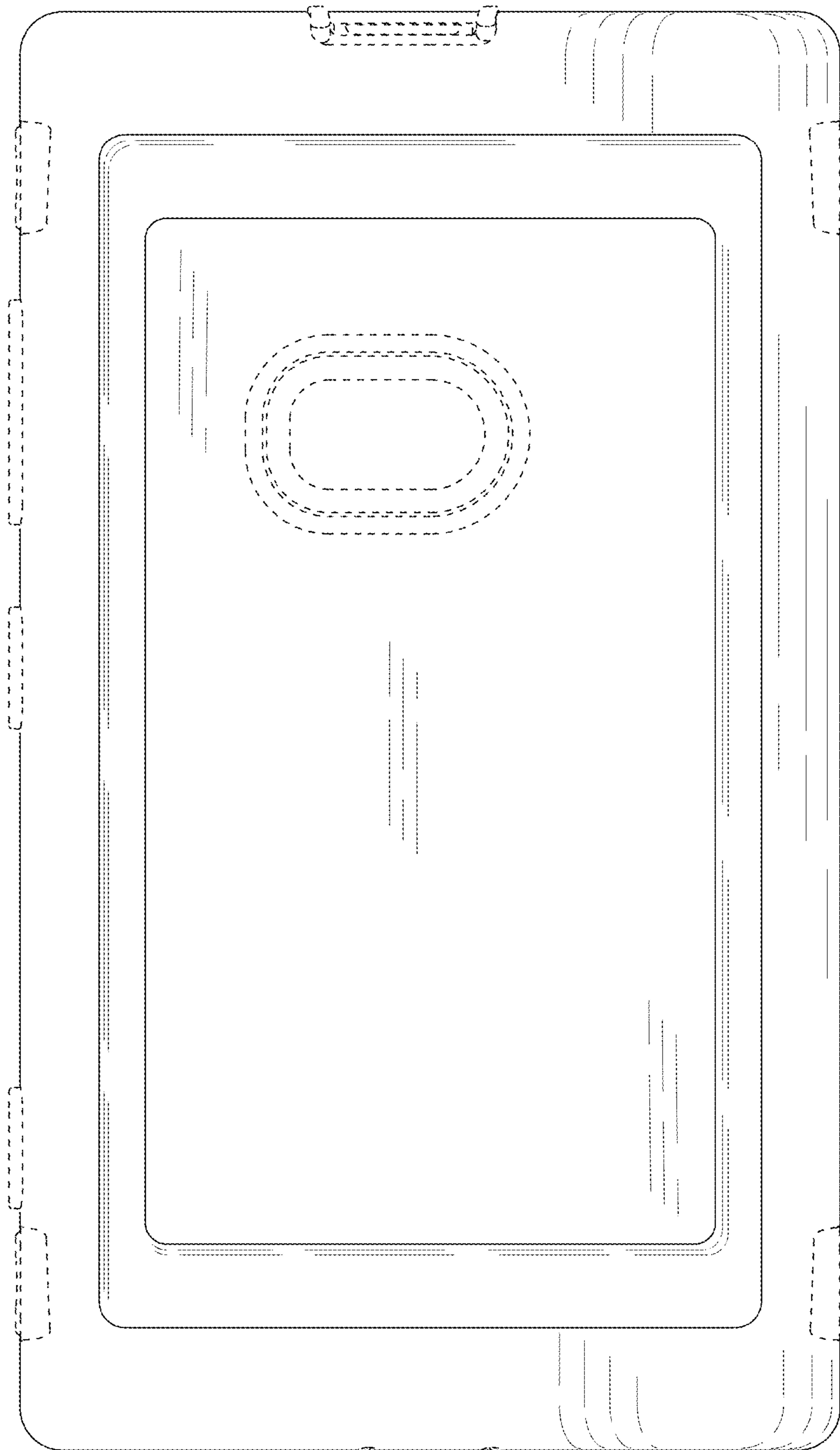


FIG. 4




FIG. 5

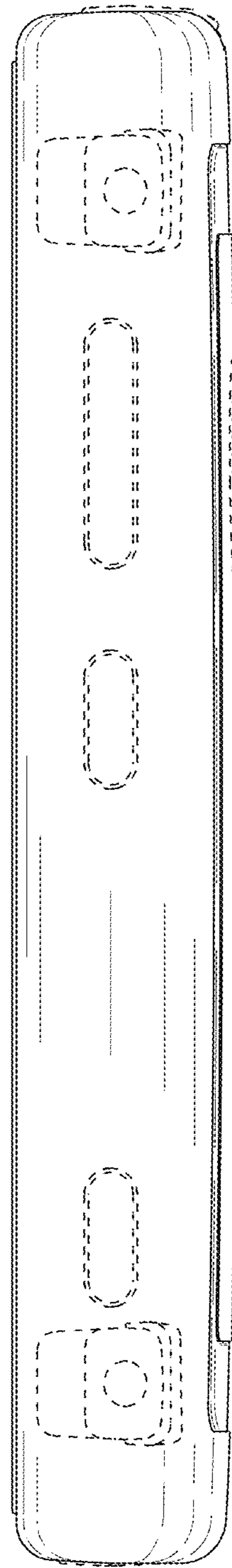


FIG. 6

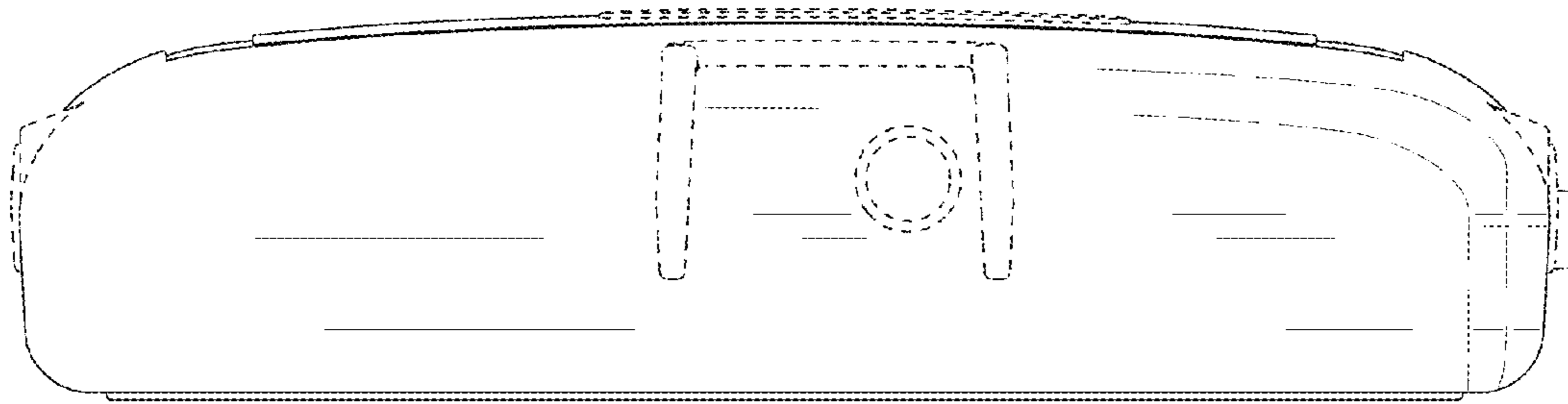


FIG. 7

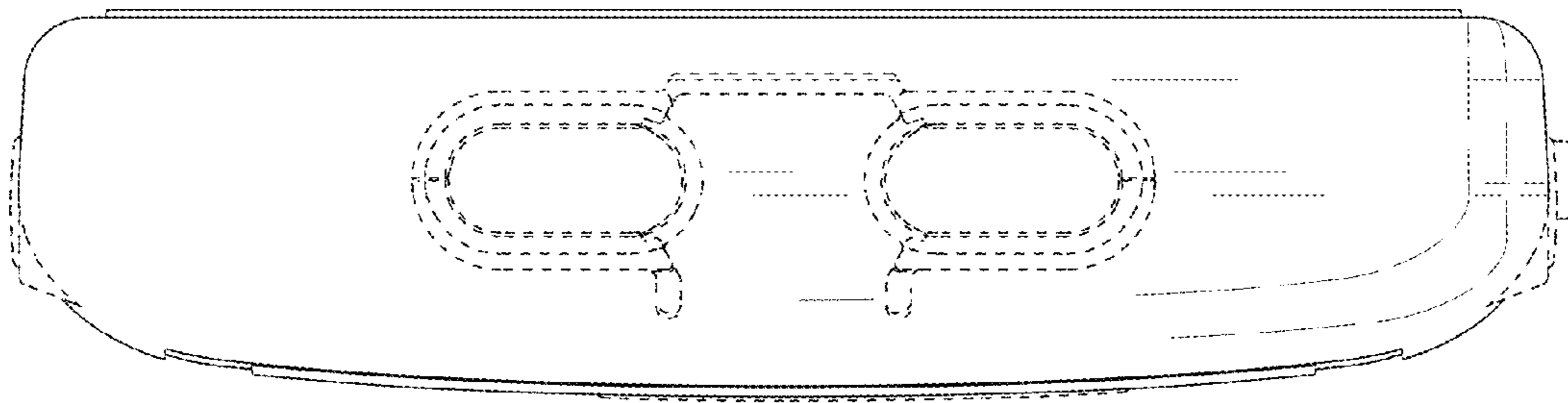


FIG. 8