



US00D698281S

(12) **United States Design Patent**
Badstuebner et al.

(10) **Patent No.:** **US D698,281 S**
(45) **Date of Patent:** **** Jan. 28, 2014**

(54) **MOTOR VEHICLE, TOY REPLICA AND/OR OTHER REPLICAS**

(75) Inventors: **Achim Badstuebner**, Munich (DE);
Cesar Munstada Roura, Pfaffenhofen
a.d. Ilm (DE)

(73) Assignee: **Audi AG**, Ingolstadt (DE)

(**) Term: **14 Years**

(21) Appl. No.: **29/395,660**

(22) Filed: **Mar. 7, 2012**

(30) **Foreign Application Priority Data**

Sep. 7, 2011 (EM) 001913435-0001

(51) **LOC (10) Cl.** **12-08**

(52) **U.S. Cl.**
USPC **D12/91**

(58) **Field of Classification Search**
USPC D12/86, 88, 90, 91, 92; D21/424, 433,
D21/434; 296/181.1, 181.5
See application file for complete search history.

(56) **References Cited**

U.S. PATENT DOCUMENTS

D520,910 S *	5/2006	Nordmann	D12/91
D553,050 S *	10/2007	Barrington et al.	D12/91
D558,094 S *	12/2007	Pfeiffer	D12/91
D584,658 S *	1/2009	Minami	D12/91
D592,550 S *	5/2009	Lawlis	D12/91
D592,552 S *	5/2009	Wang et al.	D12/91
D599,704 S *	9/2009	Frenzel et al.	D12/91
D601,924 S *	10/2009	Bauer et al.	D12/91
D609,135 S *	2/2010	Kim	D12/91
D617,682 S *	6/2010	Frei et al.	D12/91
D619,500 S *	7/2010	Hsu et al.	D12/91
D621,747 S *	8/2010	Huet	D12/91
D634,243 S *	3/2011	Frei et al.	D12/91

FOREIGN PATENT DOCUMENTS

EM	000818646-0008	11/2008
RU	70818 S	6/2009
RU	70821 S	6/2009
RU	73727 S	1/2010
RU	79007 S	7/2011
WO	DM/072161	8/2009
WO	DM/072646	11/2010

OTHER PUBLICATIONS

Examination Report of Russian Federal Institute of Industrial Property (FIIP), with English translation.
Opinion issued by Russian Patent Office (with English translation) mailed May 22, 2012 in corresponding Russian application No. 2012500672, filed Mar. 6, 2012.

* cited by examiner

Primary Examiner — Philip S Hyder
Assistant Examiner — Darlington Ly

(74) *Attorney, Agent, or Firm* — Abelman, Frayne & Schwab

(57) **CLAIM**

The ornamental design for a motor vehicle, toy replica and/or other replicas, as shown and described.

DESCRIPTION

FIG. 1 is a front and right side perspective view of the motor vehicle, toy replica and/or other replicas showing our new design;

FIG. 2 is a right side elevational view of FIG. 1;

FIG. 3 is a left side elevational view of FIG. 1;

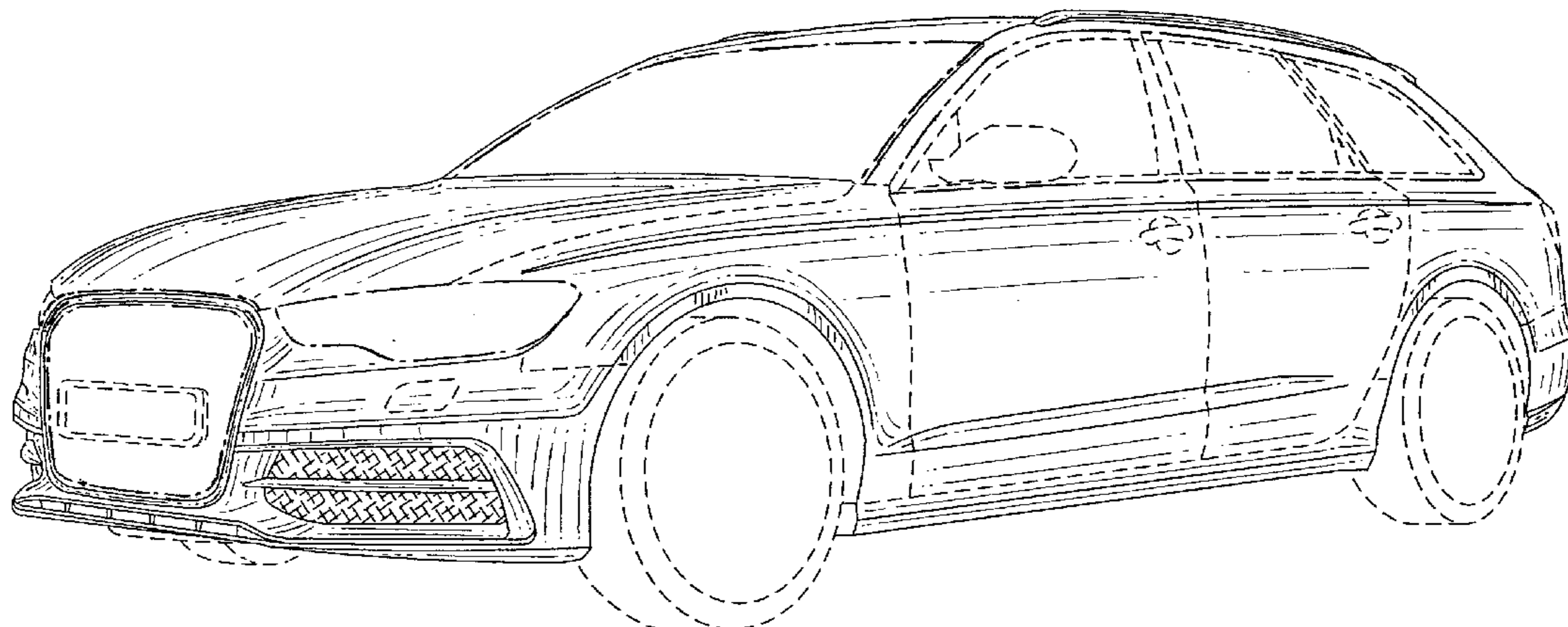
FIG. 4 is a top plan view of FIG. 1;

FIG. 5 is a rear elevational view of FIG. 1; and,

FIG. 6 is a front elevational view of FIG. 1.

The uniform broken lines shown in the drawings illustrate portions of the motor vehicle, toy replica and/or other replicas that form no part of the claimed design. The dash-dot broken lines illustrate boundaries between claimed and unclaimed surfaces and form no part of the claimed design.

1 Claim, 6 Drawing Sheets



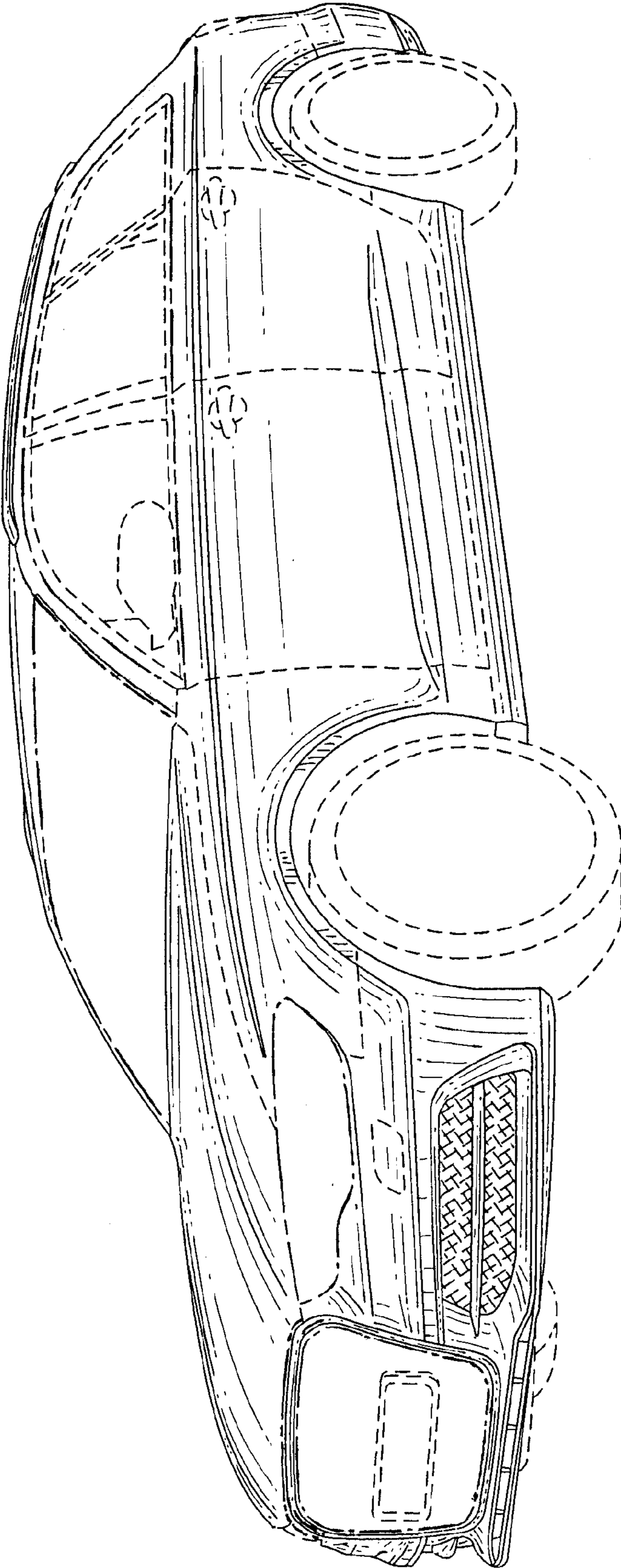


FIG. 1

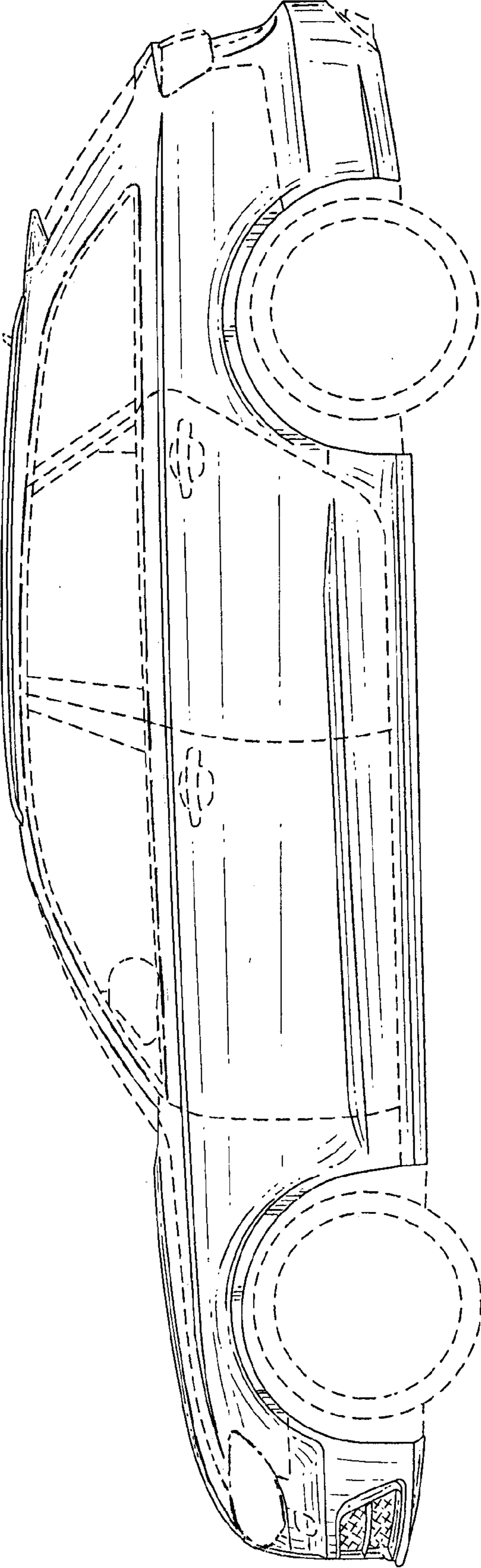


FIG. 2

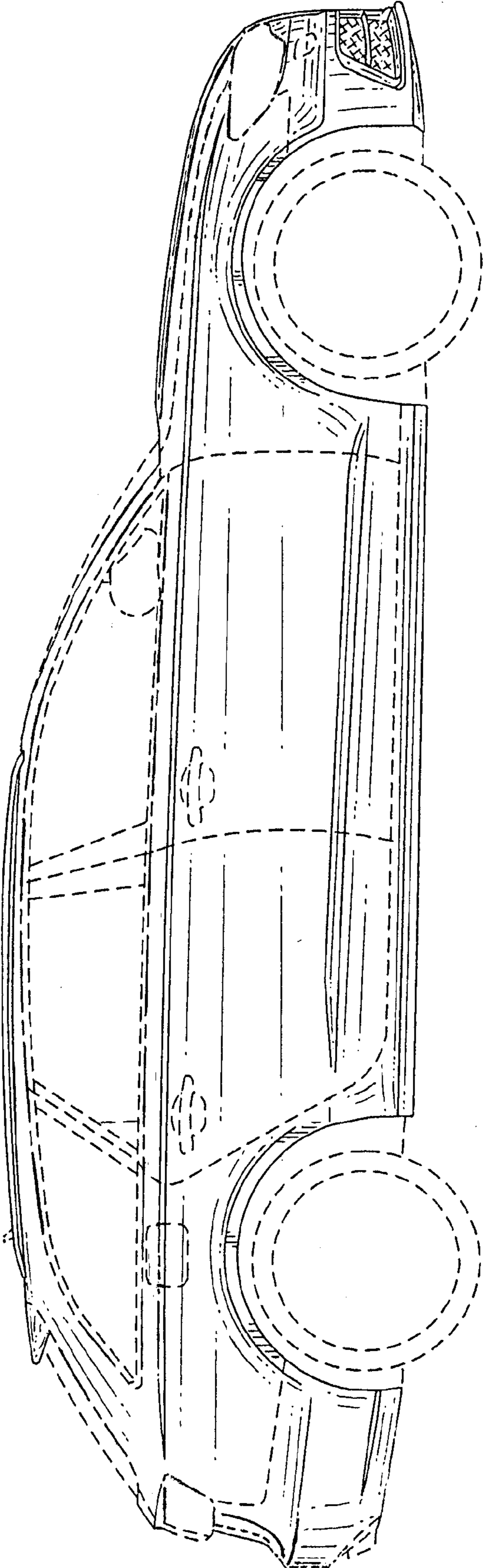


FIG. 3

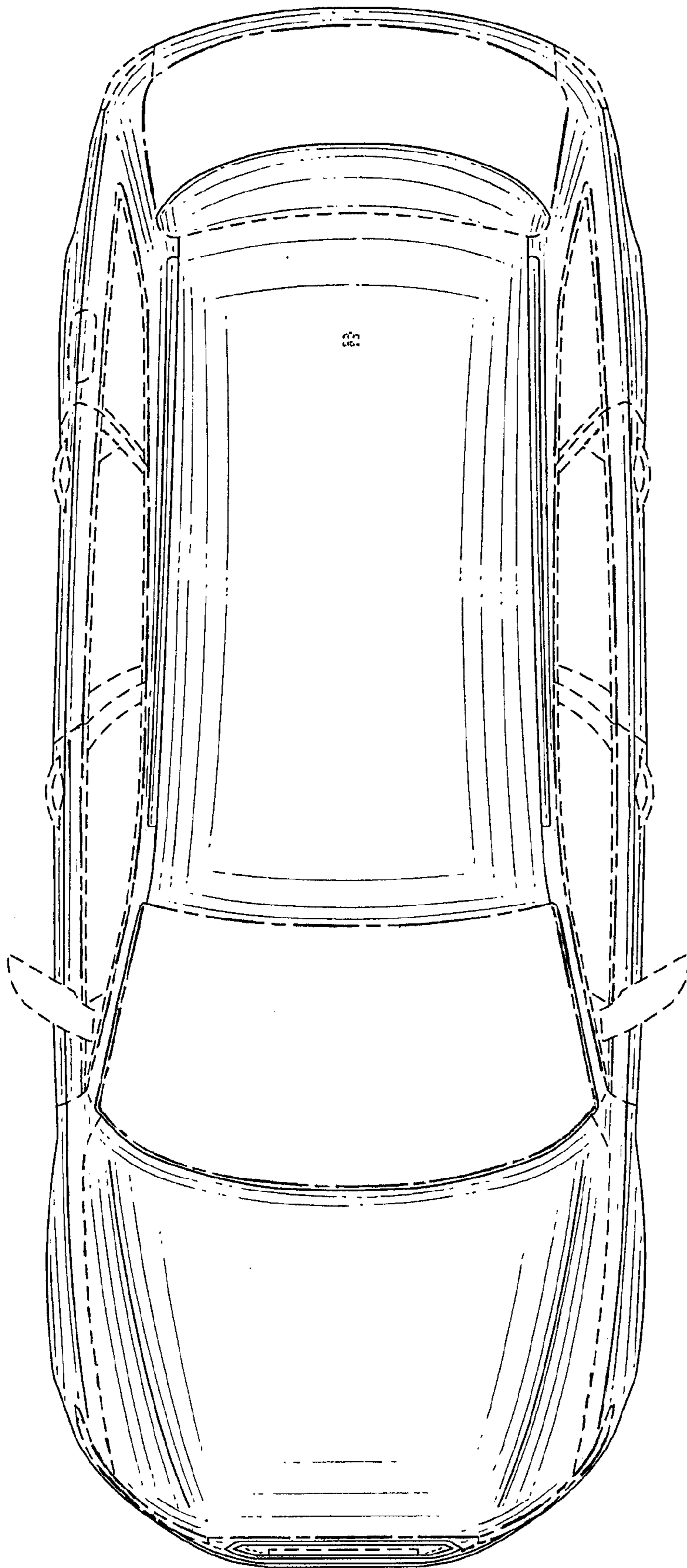


FIG. 4

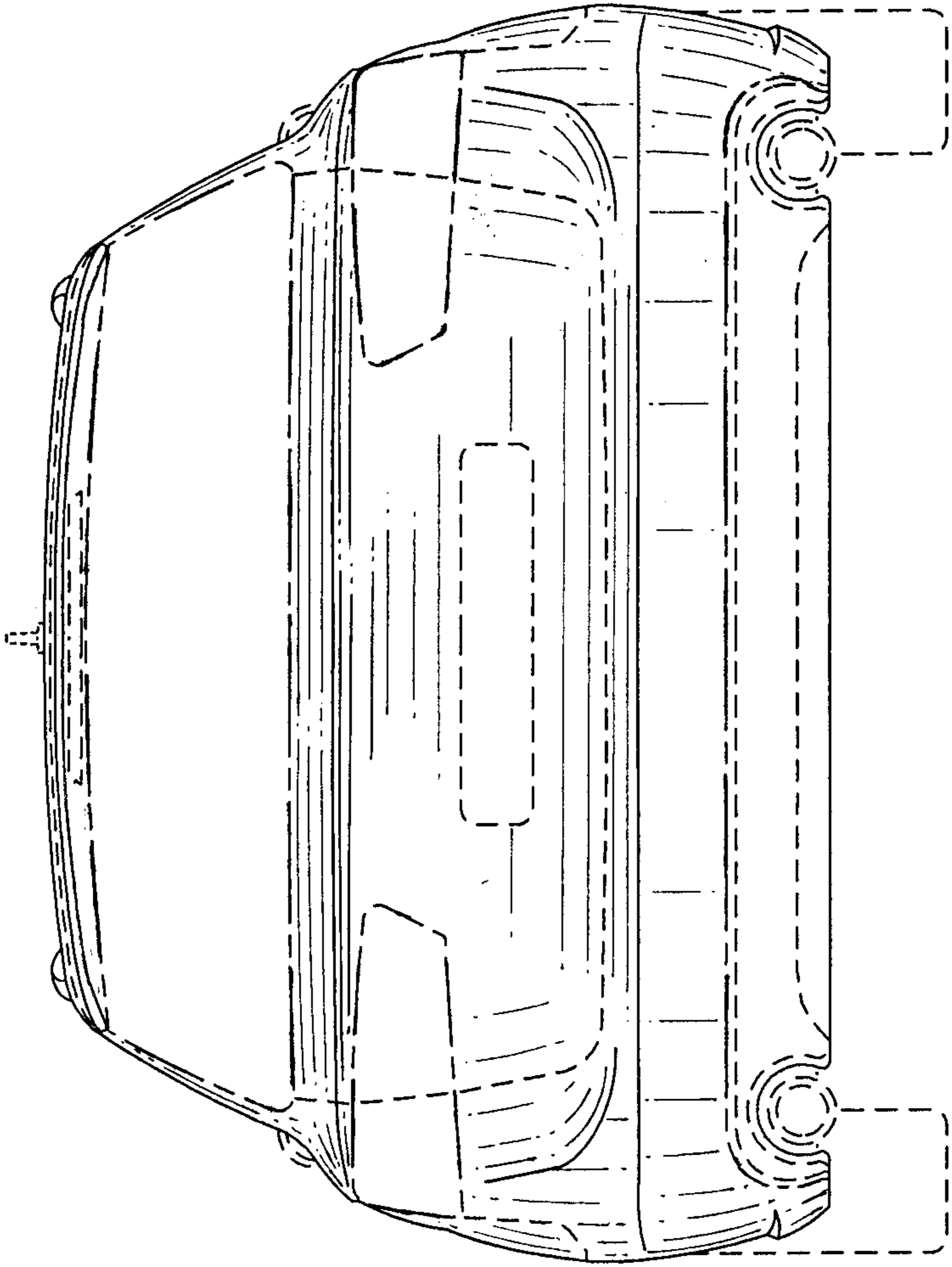


FIG. 5

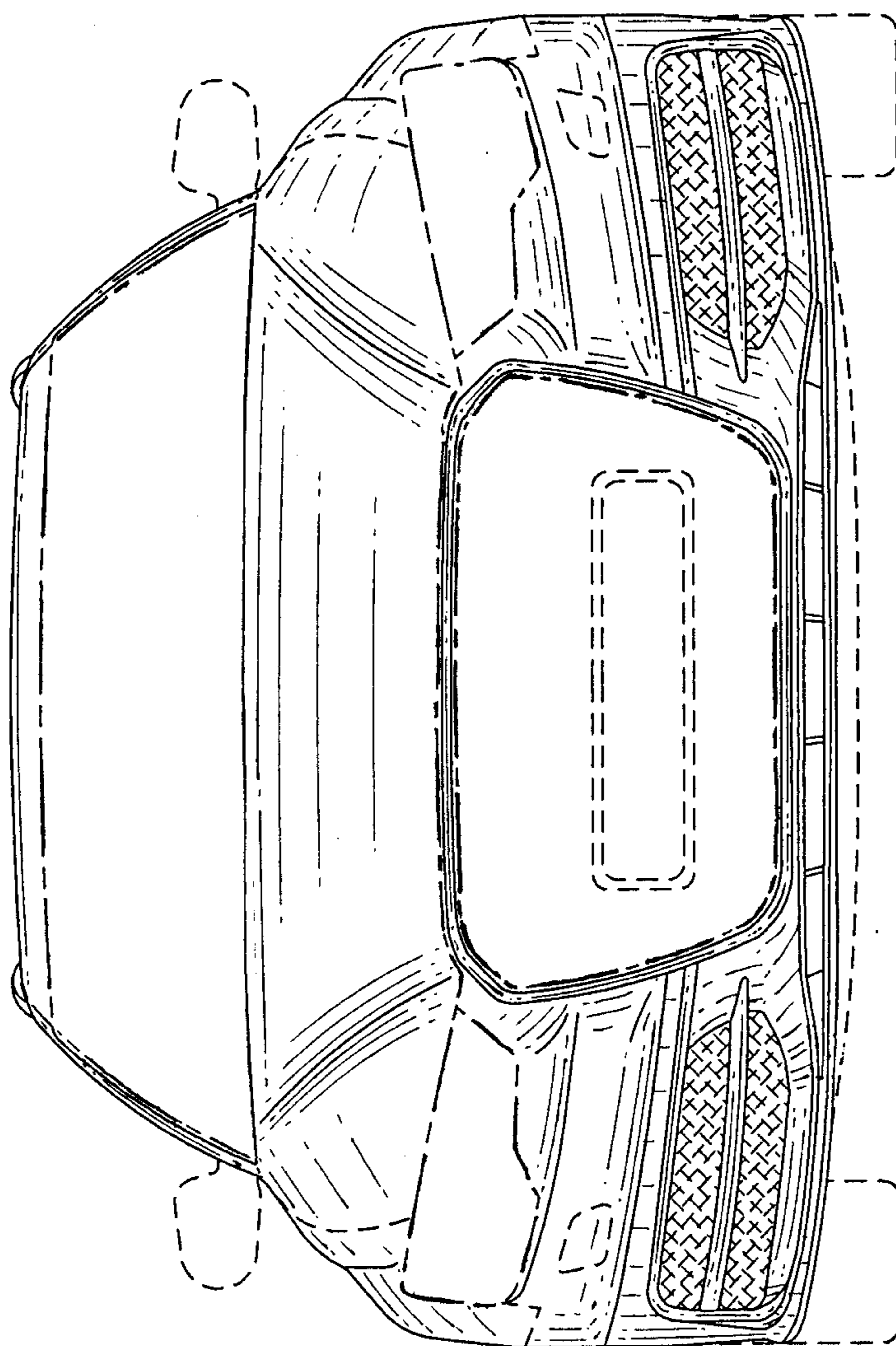


FIG. 6