



US00D698274S

(12) **United States Design Patent**
Saikawa et al.

(10) **Patent No.:** **US D698,274 S**
(45) **Date of Patent:** **** Jan. 28, 2014**

(54) **CONTROL PANEL FOR ELEVATOR**

(71) Applicants: **Yoshinori Saikawa**, Tokyo (JP);
Toshihisa Ogura, Tokyo (JP); **Hiroshi Okuda**, Tokyo (JP); **Eiji Yuasa**, Tokyo (JP)

(72) Inventors: **Yoshinori Saikawa**, Tokyo (JP);
Toshihisa Ogura, Tokyo (JP); **Hiroshi Okuda**, Tokyo (JP); **Eiji Yuasa**, Tokyo (JP)

(73) Assignee: **Mitsubishi Electric Corporation**, Tokyo (JP)

(**) Term: **14 Years**

(21) Appl. No.: **29/440,408**

(22) Filed: **Dec. 21, 2012**

Related U.S. Application Data

(62) Division of application No. 29/400,558, filed on Aug. 30, 2011, now Pat. No. Des. 678,795.

(30) **Foreign Application Priority Data**

Apr. 13, 2011 (JP) 2011-008451
Apr. 13, 2011 (JP) 2011-008452
Apr. 13, 2011 (JP) 2011-008453
Apr. 13, 2011 (JP) 2011-008454

(51) **LOC (10) Cl.** **10-05**

(52) **U.S. Cl.**
USPC **D10/108; D13/164**

(58) **Field of Classification Search**
USPC D13/162, 164; D10/108, 106.95;
D14/388, 390; 187/380, 395, 396, 397
See application file for complete search history.

(56) **References Cited**

U.S. PATENT DOCUMENTS

D214,705 S 7/1969 Morrison
4,149,614 A 4/1979 Mandel et al.

(Continued)

Primary Examiner — Selina Sikder

(74) *Attorney, Agent, or Firm* — Sughrue Mion, PLLC

(57) **CLAIM**

The ornamental design for a control panel for elevator, as shown and described.

DESCRIPTION

FIG. 1 is a front, top and right side perspective view of a control panel for elevator, showing an embodiment of our new design;

FIG. 2 is a front elevational view thereof;

FIG. 3 is a rear elevational view thereof;

FIG. 4 is a right side elevational view thereof;

FIG. 5 is a top plan view thereof;

FIG. 6 is a bottom plan view thereof;

FIG. 7 is an enlarged cross-sectional view thereof; taken along line 7-7 of FIG. 2, with the internal system omitted;

FIG. 8 is a reference view showing the invention in use;

FIG. 9 is an alternate front elevation view of embodiment one thereof;

FIG. 10 is an another alternate front elevation view of embodiment one thereof; and

FIG. 11 is yet another alternate front elevation view of embodiment one thereof.

FIG. 12 is a front, top and right side perspective view of a control panel for elevator, showing a second embodiment of our new design;

FIG. 13 is a front elevational view thereof;

FIG. 14 is a rear elevational view thereof;

FIG. 15 is a right side elevational view thereof;

FIG. 16 is a top plan view thereof;

FIG. 17 is a bottom plan view thereof;

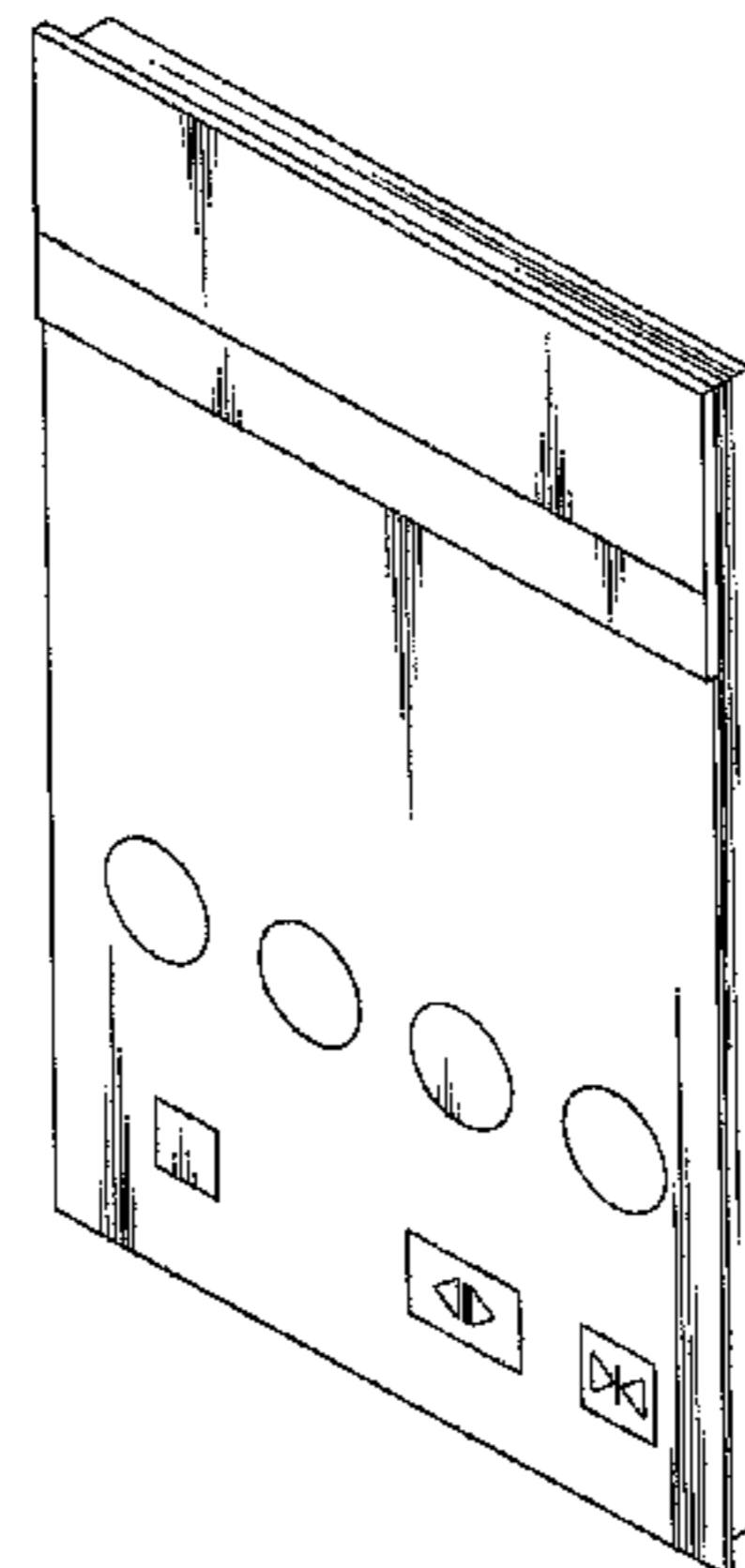
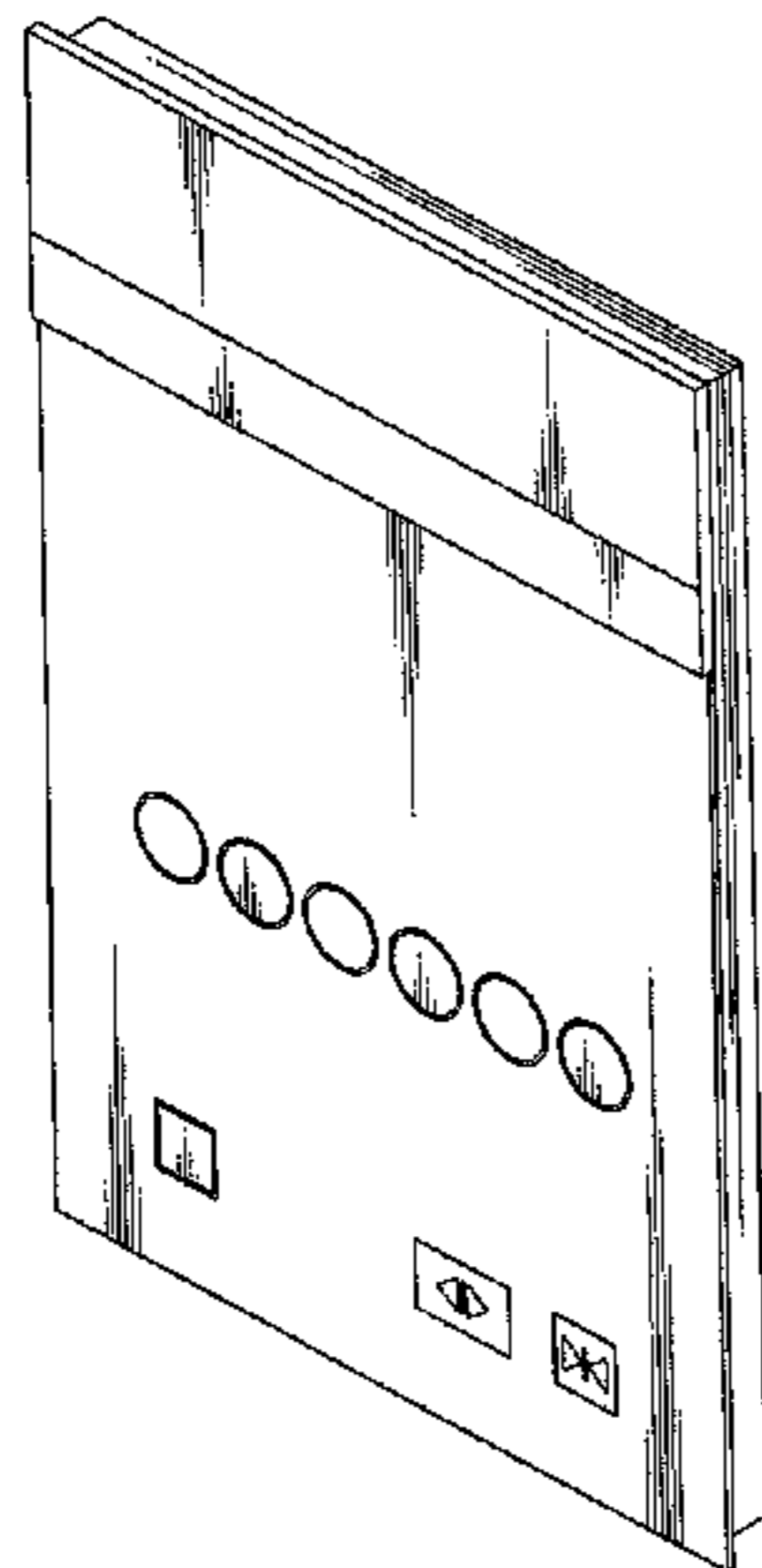
FIG. 18 is an enlarged cross-sectional view thereof; taken along line 18-18 of FIG. 13, with the internal system omitted;

FIG. 19 is a reference view showing this embodiment in use;

FIG. 20 is another alternate front elevation view of embodiment two thereof; and,

FIG. 21 is yet another alternate front elevation view of embodiment two thereof.

1 Claim, 15 Drawing Sheets



(56)

References Cited

U.S. PATENT DOCUMENTS

D267,870 S	2/1983	Bevilaqua et al.	D533,894 S	12/2006	Chan	
D268,668 S	4/1983	Bevilaqua et al.	7,284,639 B2	10/2007	Sasaki et al.	
D283,687 S	5/1986	Walser	7,404,470 B2	7/2008	Felder et al.	
D327,856 S	7/1992	Loew et al.	7,445,090 B2	11/2008	Bodmer et al.	
D363,247 S	10/1995	Raymond	D589,832 S	4/2009	Ogura et al.	
5,507,366 A	4/1996	Huang	D596,977 S	7/2009	Ogura et al.	
5,679,934 A	10/1997	Juntunen et al.	D598,396 S	8/2009	Lee	
D392,907 S	3/1998	Buckley, III	D615,896 S	5/2010	Rusanen et al.	
5,821,479 A	10/1998	Kondo et al.	D620,455 S	7/2010	Teixeira Pinto Dias	
5,969,306 A	10/1999	Velauthapillai et al.	D620,457 S	7/2010	Maurer et al.	
6,029,778 A	2/2000	Lacarte Estallo	8,096,388 B2	1/2012	Nakamura	
6,161,654 A	12/2000	Sirigu et al.	D678,795 S *	3/2013	Saikawa et al.	D10/108
6,321,877 B2	11/2001	Yamakawa	D679,210 S *	4/2013	Saikawa et al.	D10/108
6,845,850 B1	1/2005	Schneck	D681,493 S *	5/2013	Saikawa et al.	D10/108
6,997,288 B2	2/2006	Kakko et al.	2003/0164267 A1	9/2003	Hikita	
7,021,428 B2	4/2006	Han et al.	2004/0245052 A1	12/2004	Felder	
7,040,458 B2	5/2006	Forsythe et al.	2005/0224297 A1	10/2005	Felder et al.	
			2006/0054421 A1	3/2006	Ikeda	
			2011/0024240 A1	2/2011	Rusanen et al.	

* cited by examiner

Fig. 1

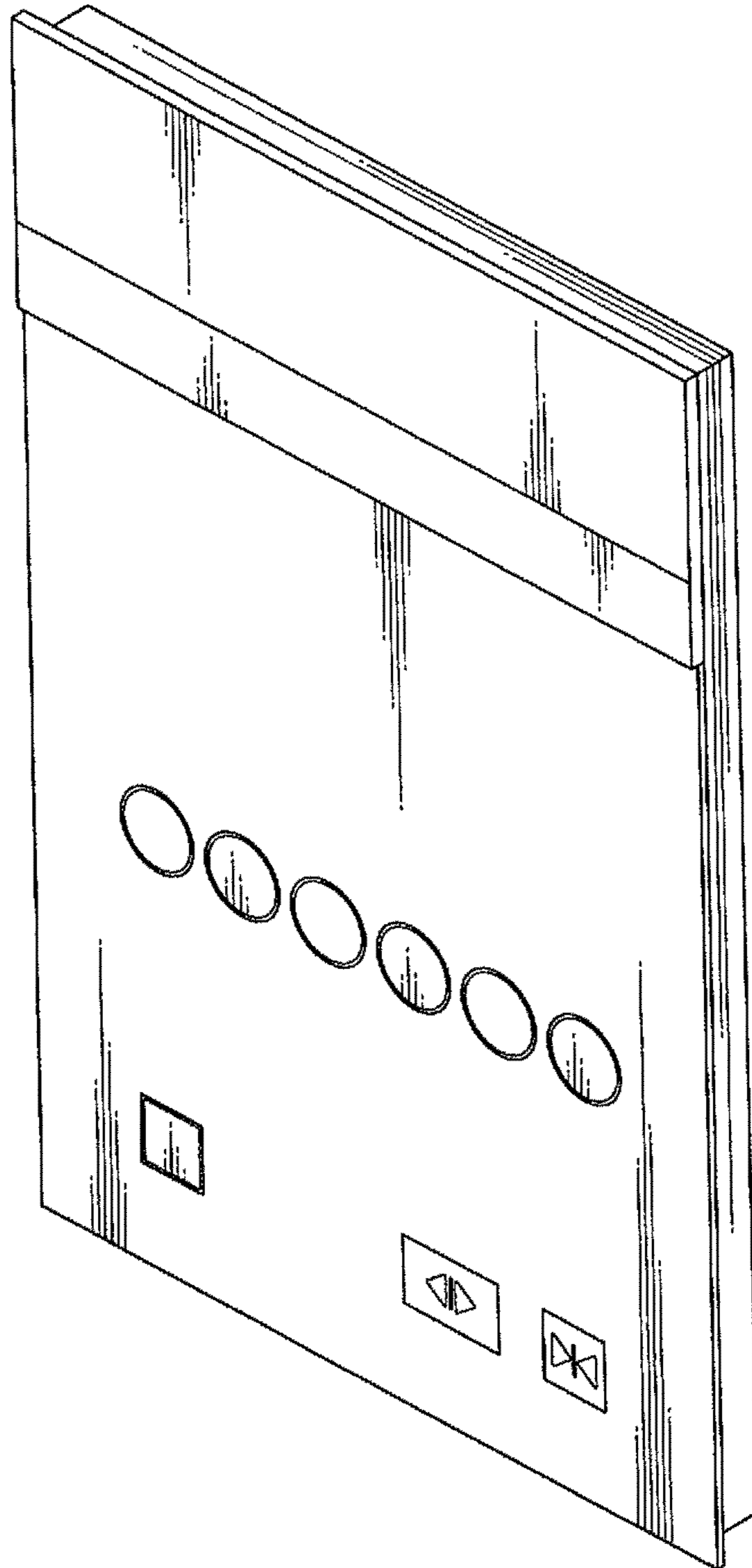


Fig. 2

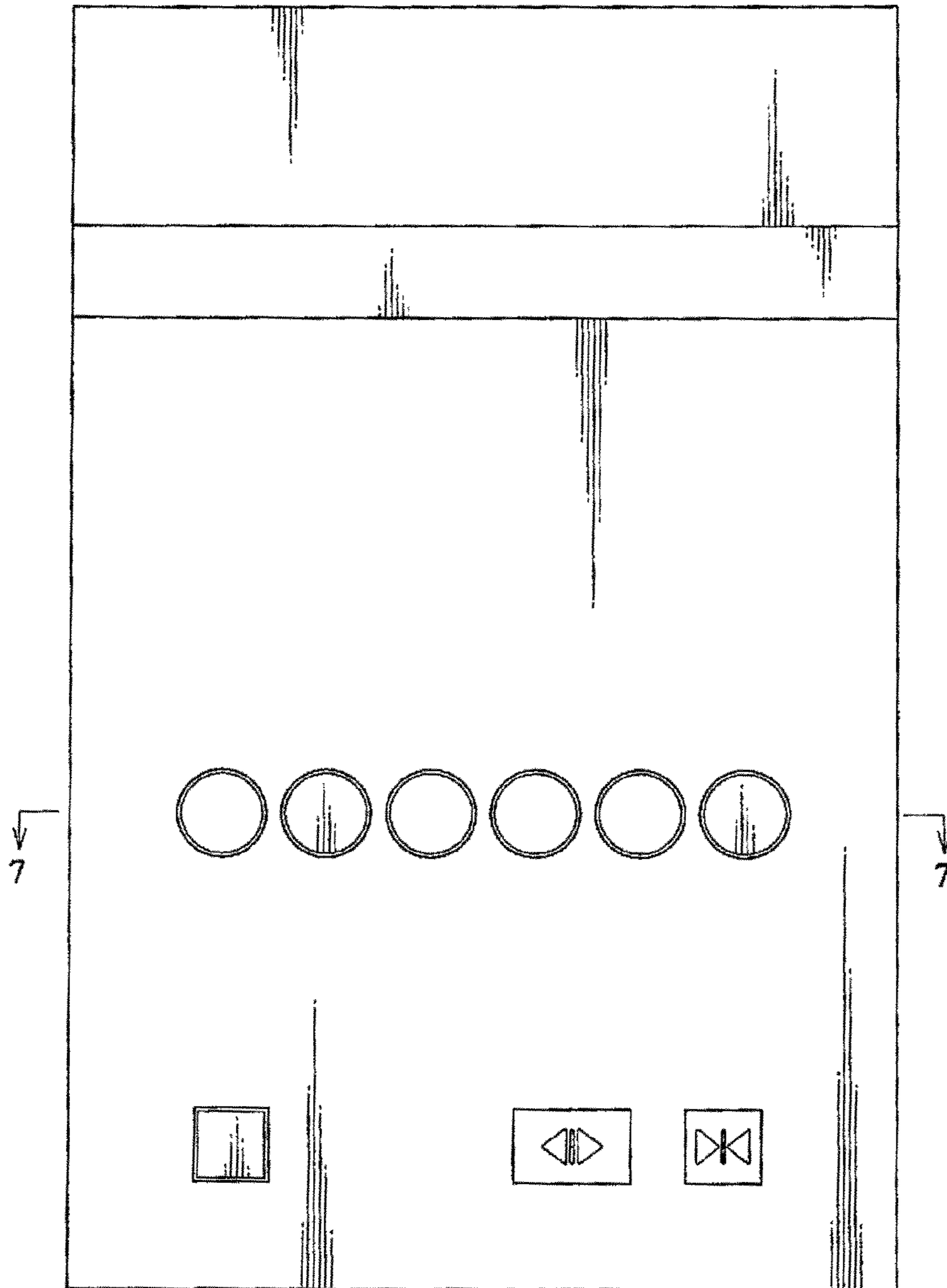


Fig. 3




Fig. 4



Fig. 5



Fig. 6



Fig. 7



Fig. 8

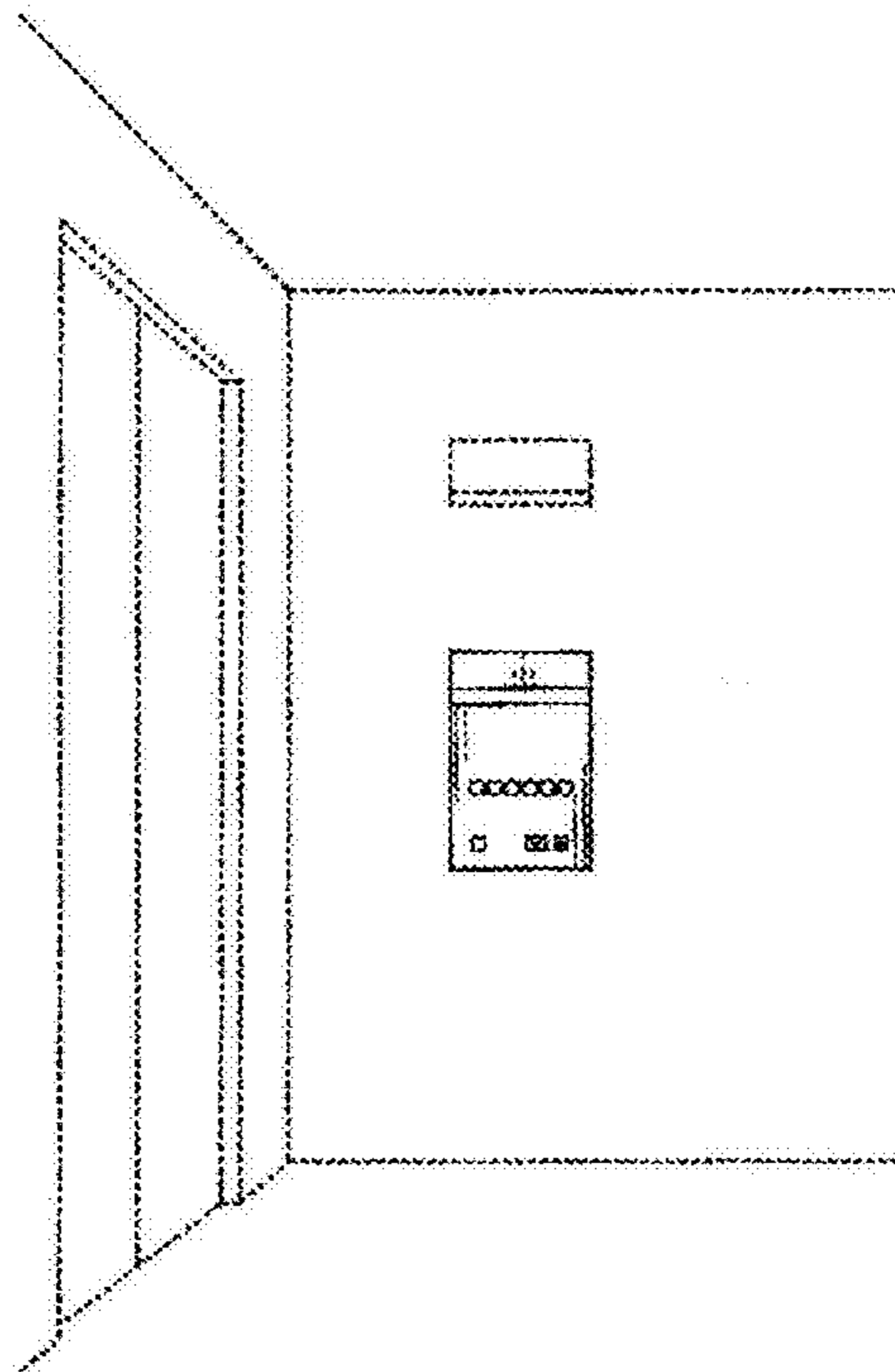


Fig. 9




Fig. 10

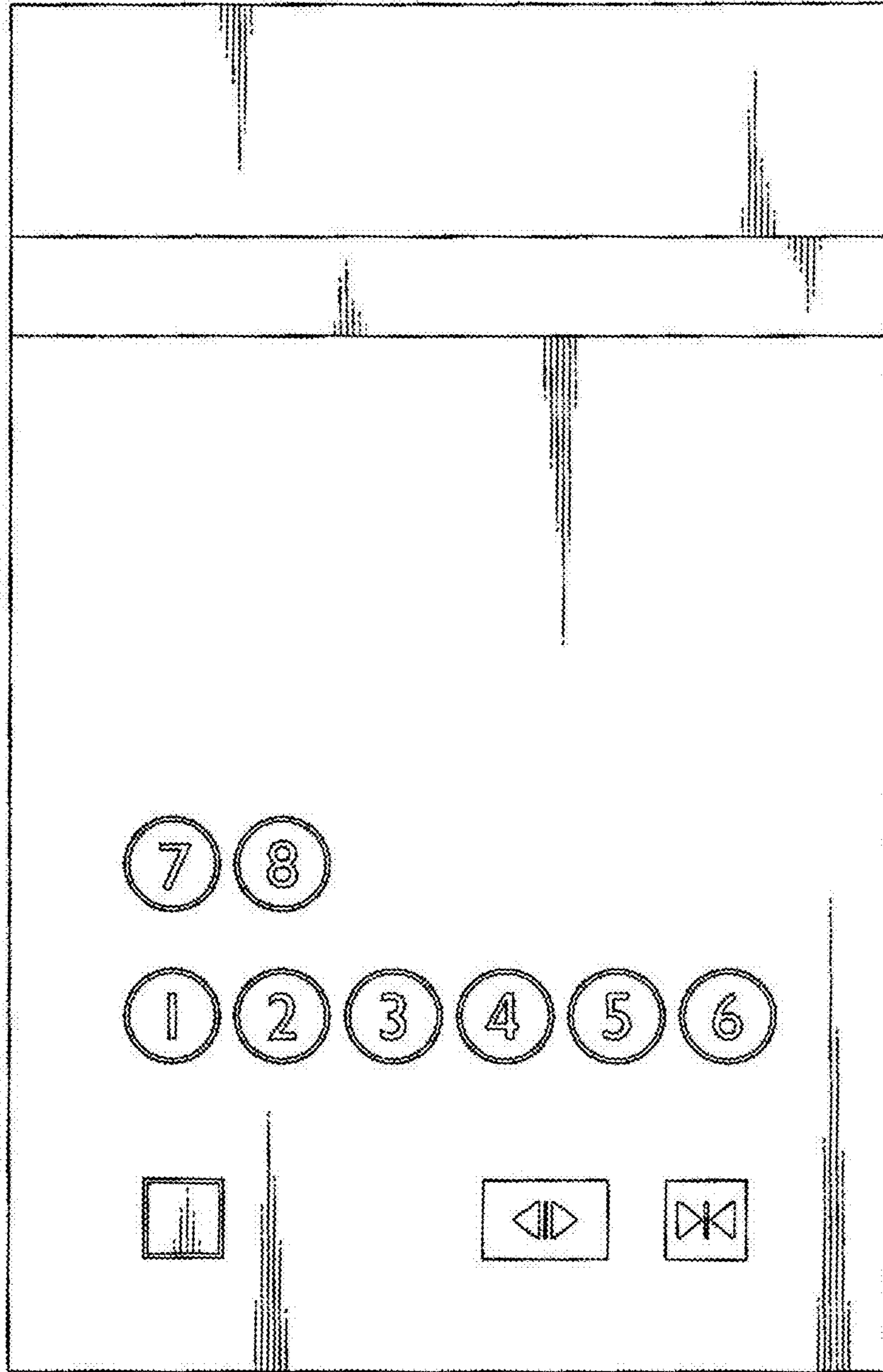


Fig. 11

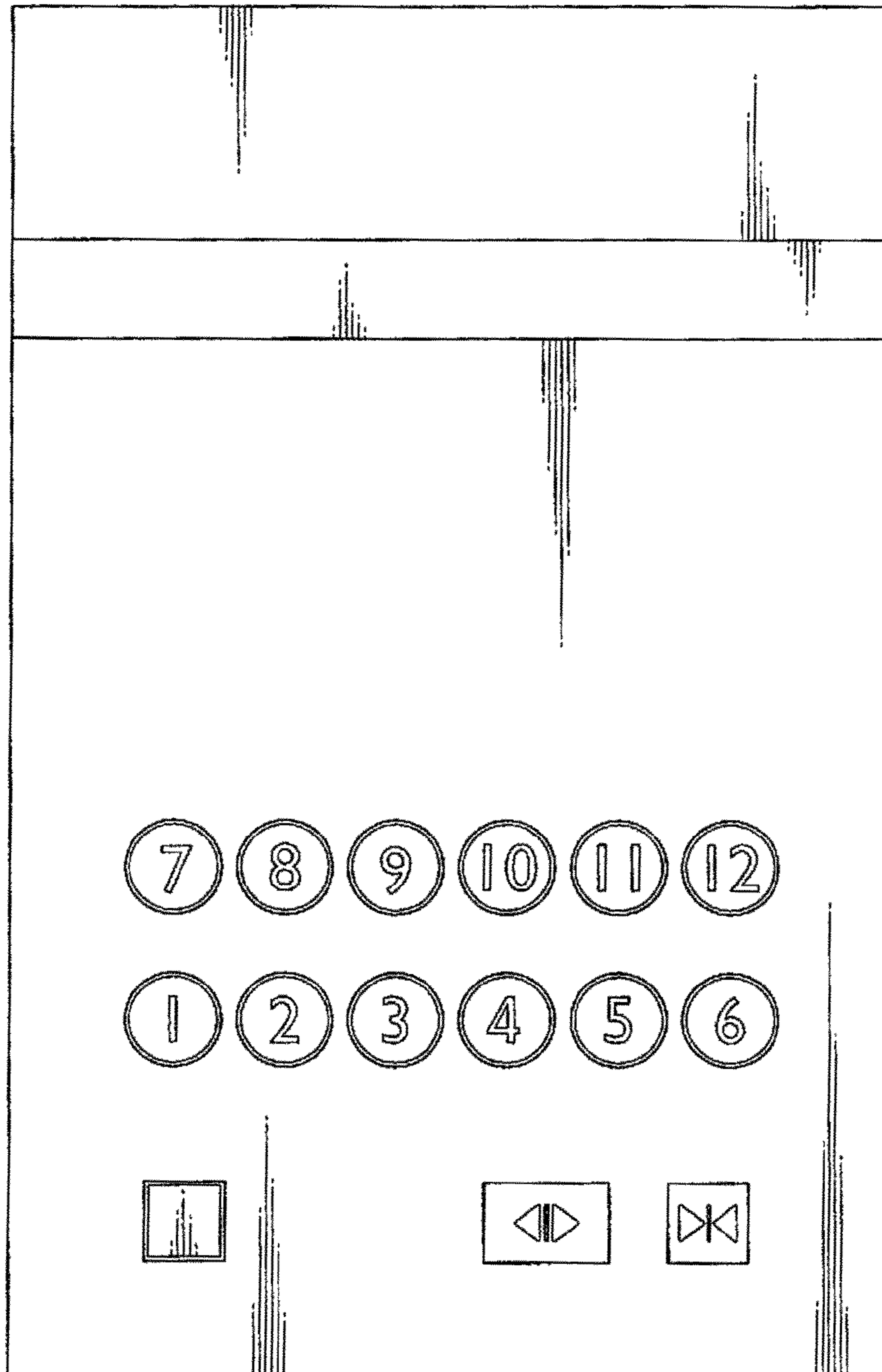


Fig. 12

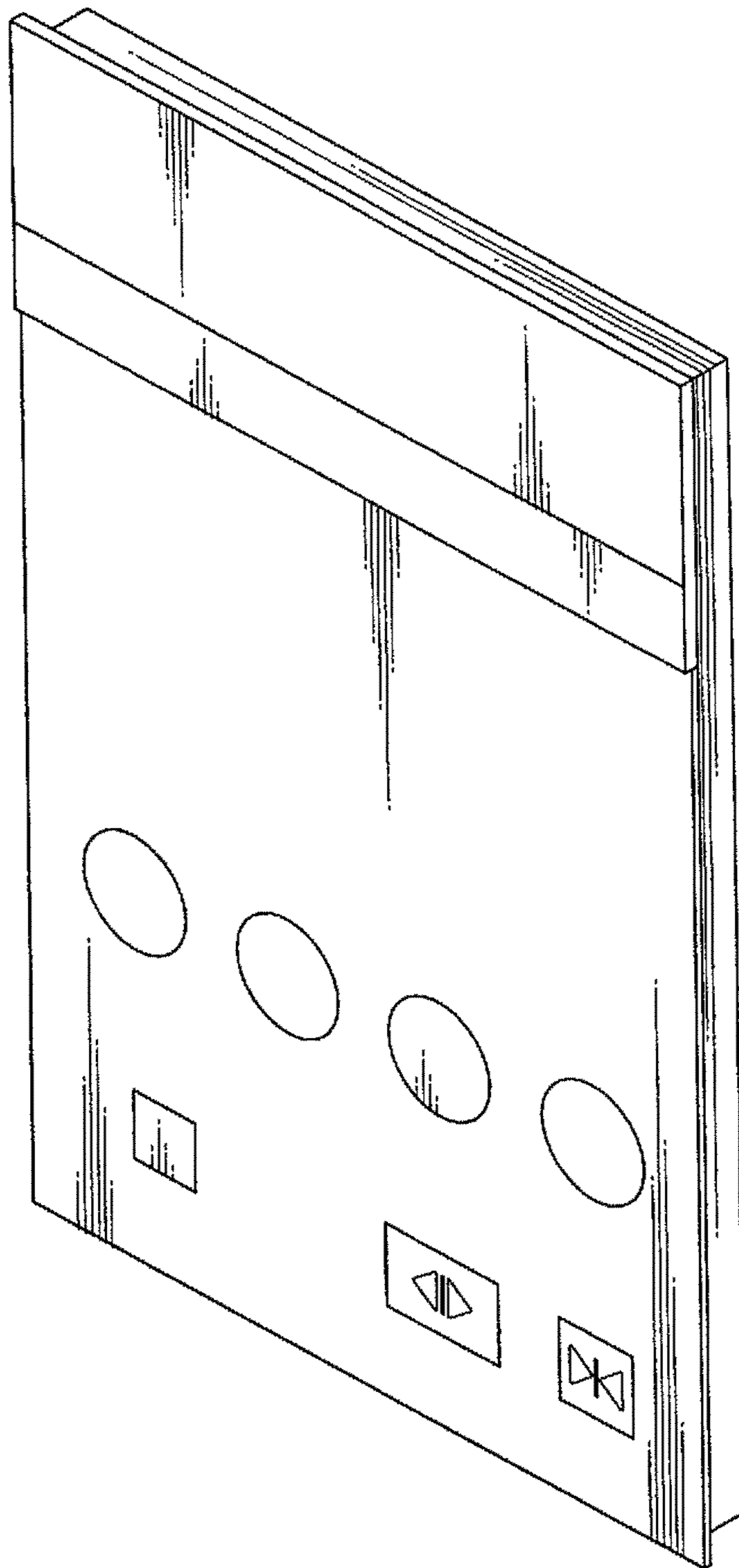


Fig. 13

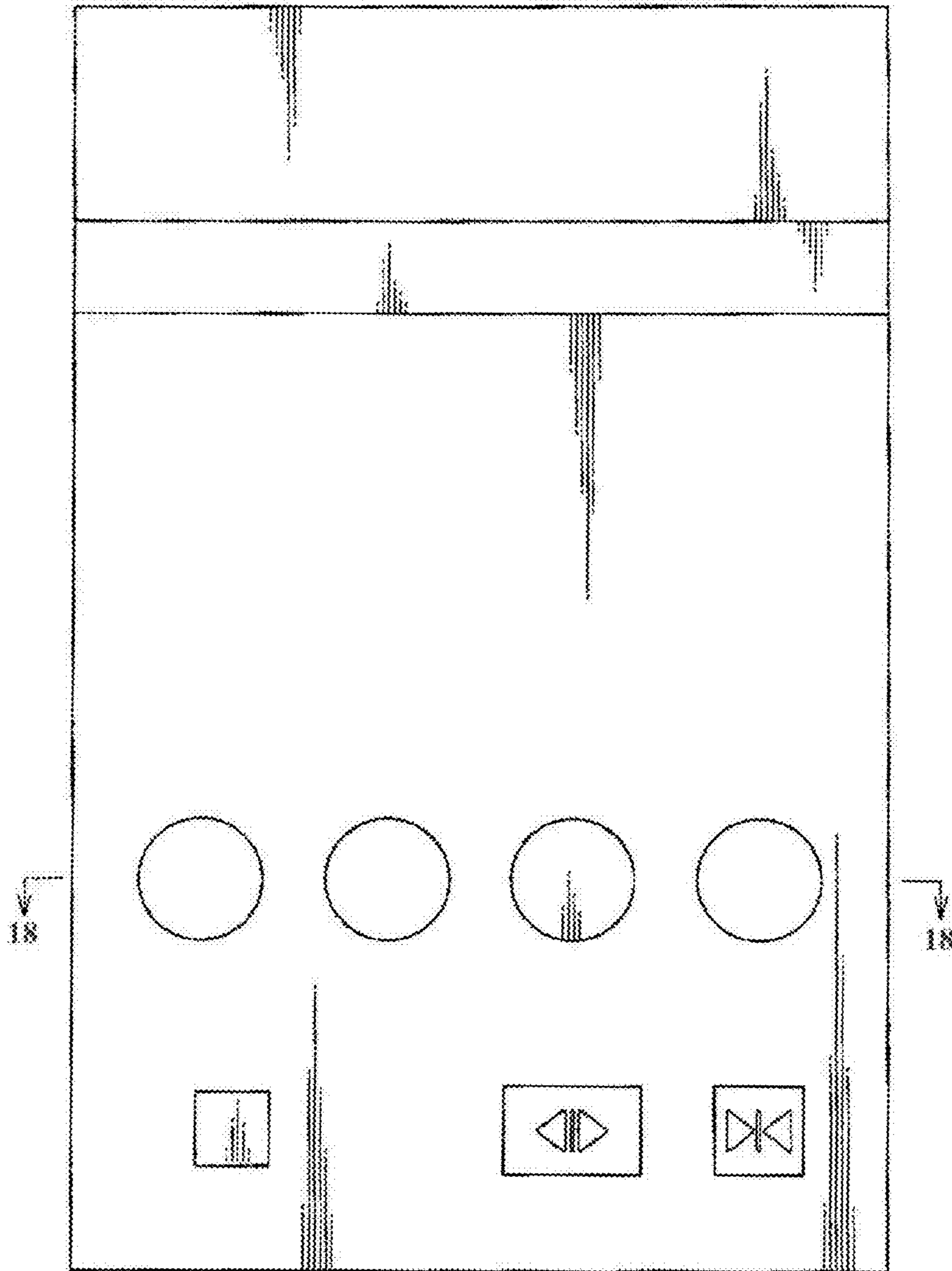


Fig. 14




Fig. 15




Fig. 16



Fig. 17




Fig. 18



Fig. 19

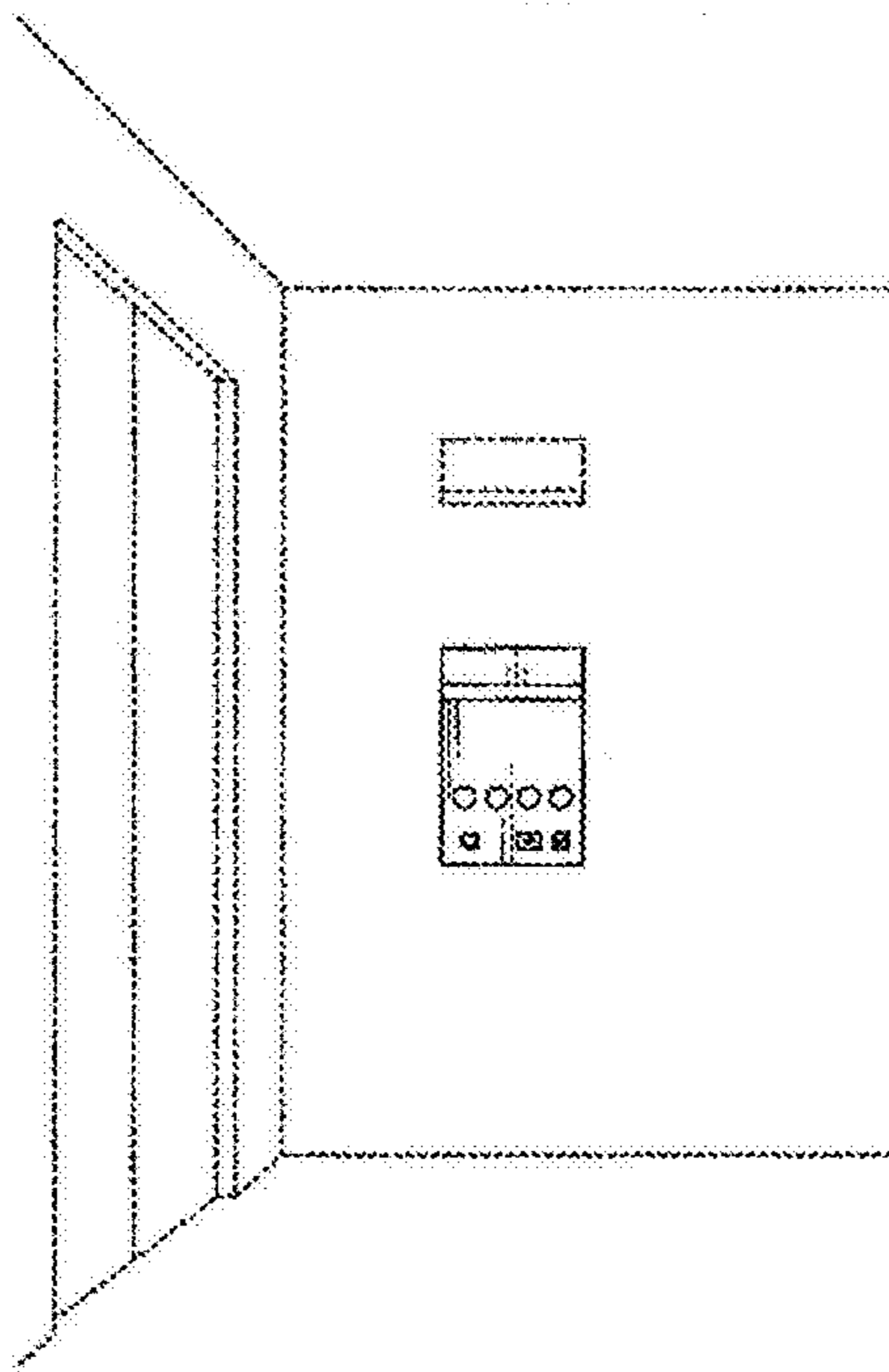


Fig. 20

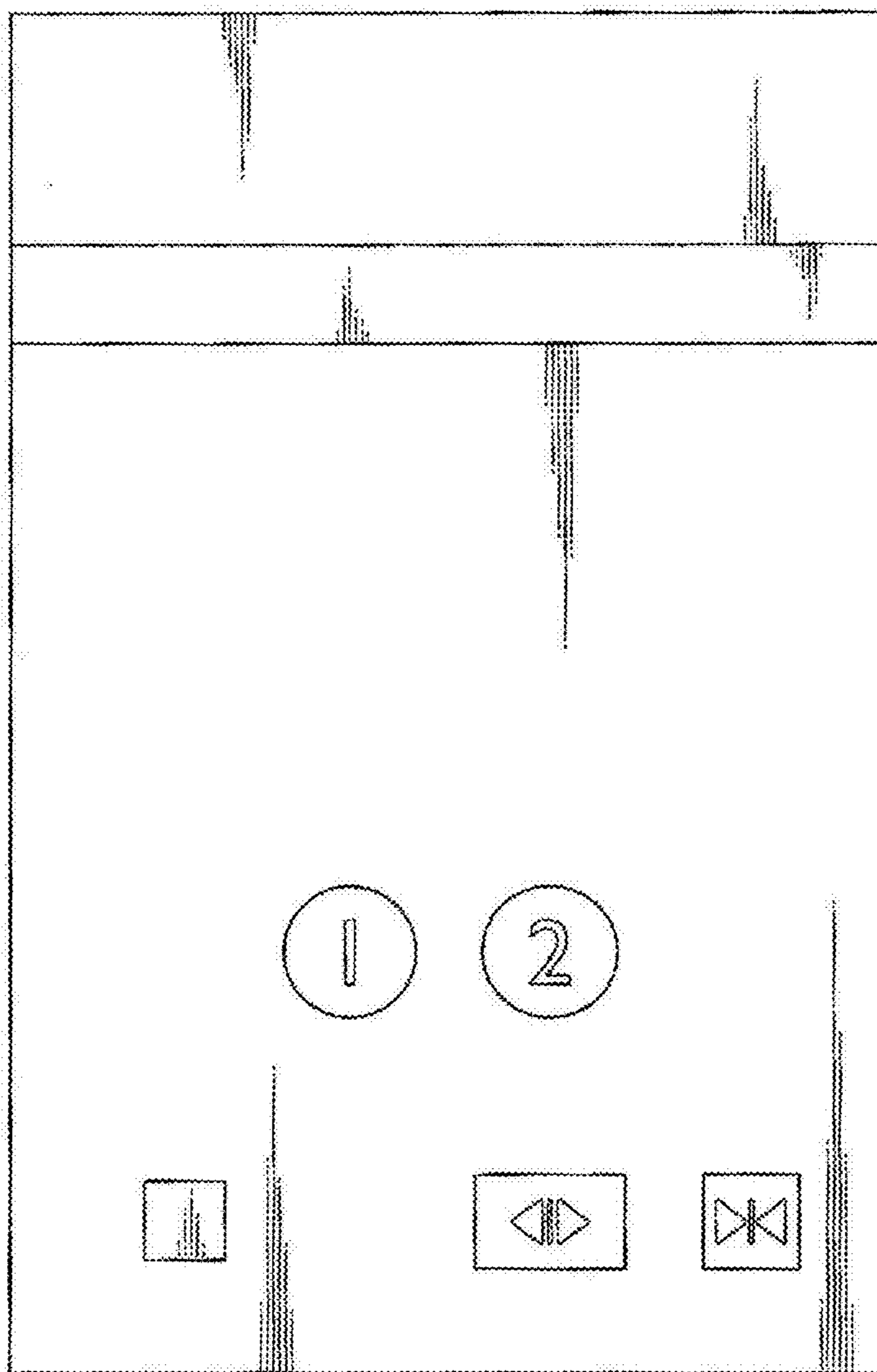


Fig. 21

