



US00D698258S

(12) **United States Design Patent**
Beverley

(10) **Patent No.:** **US D698,258 S**
(45) **Date of Patent:** **** Jan. 28, 2014**

(54) **BOTTLE**

(71) Applicant: **Lodestar Anstalt**, Vaduz (LI)

(72) Inventor: **Raymond David Beverley**, London (GB)

(73) Assignee: **Lodestar Anstalt**, Vaduz (LI)

(**) Term: **14 Years**

(21) Appl. No.: **29/435,097**

(22) Filed: **Oct. 19, 2012**

(51) **LOC (10) Cl.** **09-01**

(52) **U.S. Cl.**
USPC **D9/625; D9/651**

(58) **Field of Classification Search**
USPC D3/270-271.3; D9/600, 614, 624-628,
D9/632, 651, 434; 206/457, 527; 215/400;
220/890; 229/116.1-116.2;
D7/514-520, 613, 619.2, 623, 628
See application file for complete search history.

(56) **References Cited**

U.S. PATENT DOCUMENTS

D73,233 S * 8/1927 Lasater D9/625
D308,477 S * 6/1990 van den Ordel D9/632
D432,007 S * 10/2000 Strand et al. D9/625

D475,624 S * 6/2003 Cooper D9/434
D629,700 S * 12/2010 Hegnauer et al. D9/651
D670,570 S * 11/2012 Matsushita D9/651

* cited by examiner

Primary Examiner — Sandra Morris

(74) *Attorney, Agent, or Firm* — Christie, Parker & Hale, LLP

(57) **CLAIM**

The ornamental design for bottle, as shown and described.

DESCRIPTION

FIG. 1 is a front perspective view of a first embodiment of a bottle according to the design;
FIG. 2 is a front view of the bottle of FIG. 1;
FIG. 3 is a rear view of the bottle of FIG. 1;
FIG. 4 is a right side view of the bottle of FIG. 1;
FIG. 5 is a left side view of the bottle of FIG. 1;
FIG. 6 is a top view of the bottle of FIG. 1;
FIG. 7 is a bottom view of the bottle of FIG. 1;
FIG. 8 is a front perspective view of a second embodiment of a bottle according to the design;
FIG. 9 is a front view of the bottle of FIG. 8;
FIG. 10 is a rear view of the bottle of FIG. 8;
FIG. 11 is a right side view of the bottle of FIG. 8;
FIG. 12 is a left side view of the bottle of FIG. 8;
FIG. 13 is a top view of the bottle of FIG. 8; and
FIG. 14 is a bottom view of the bottle of FIG. 8.

1 Claim, 14 Drawing Sheets


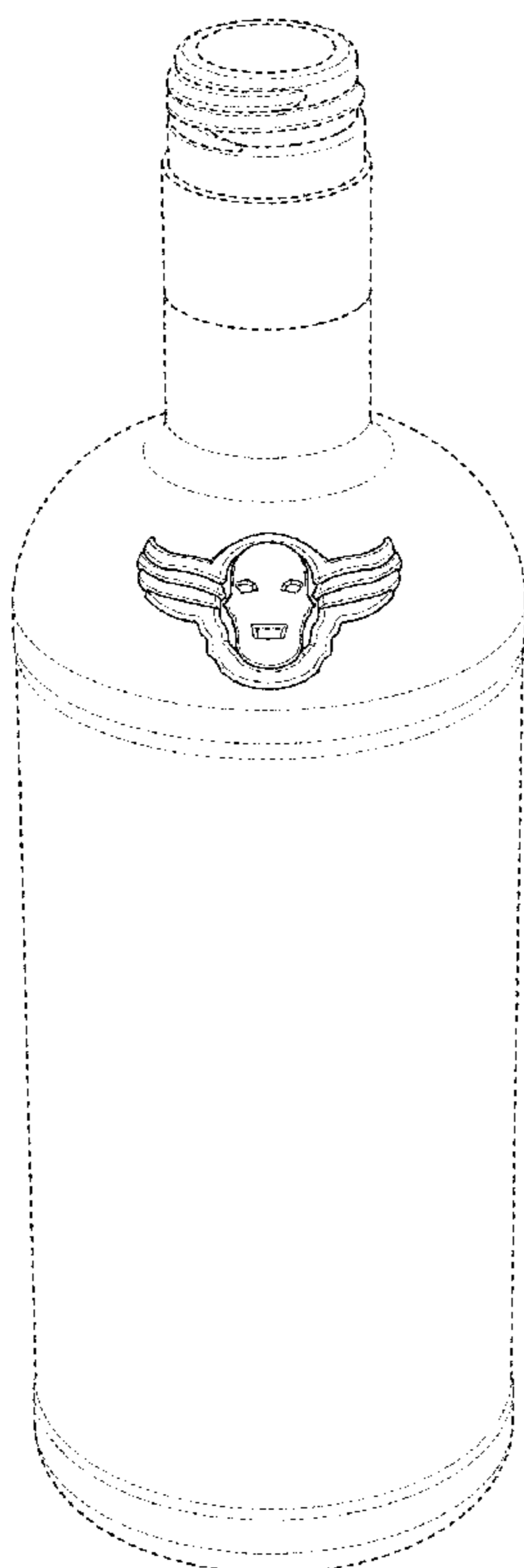


Fig. 1




Fig. 2

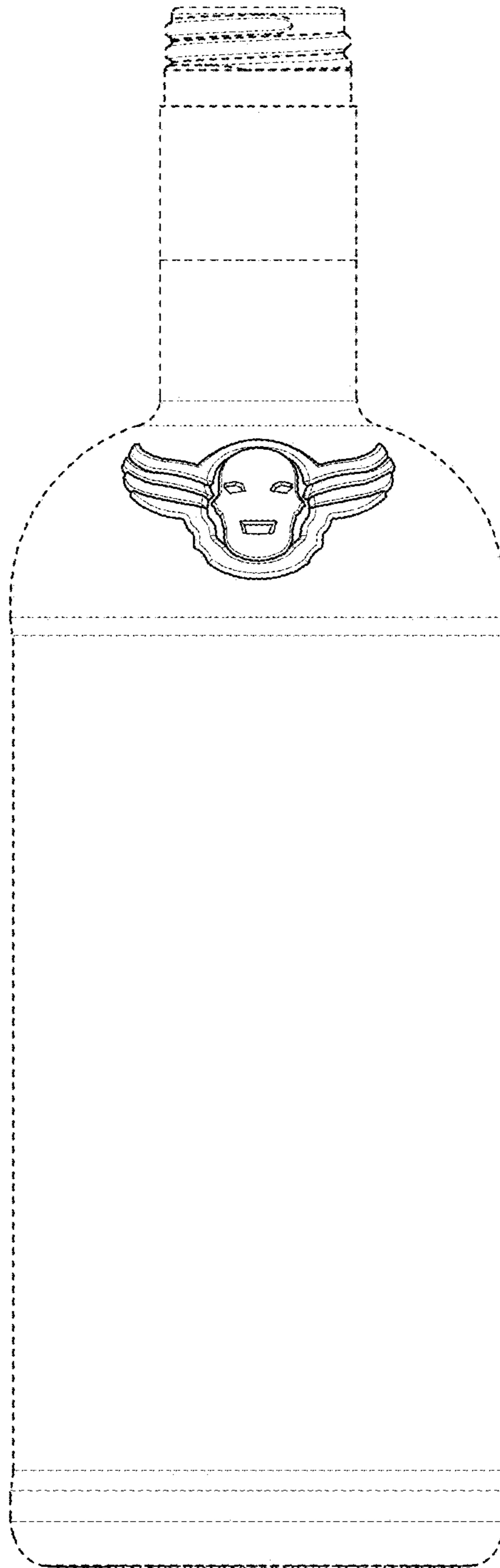


Fig. 3




Fig. 4




Fig. 5




Fig. 6

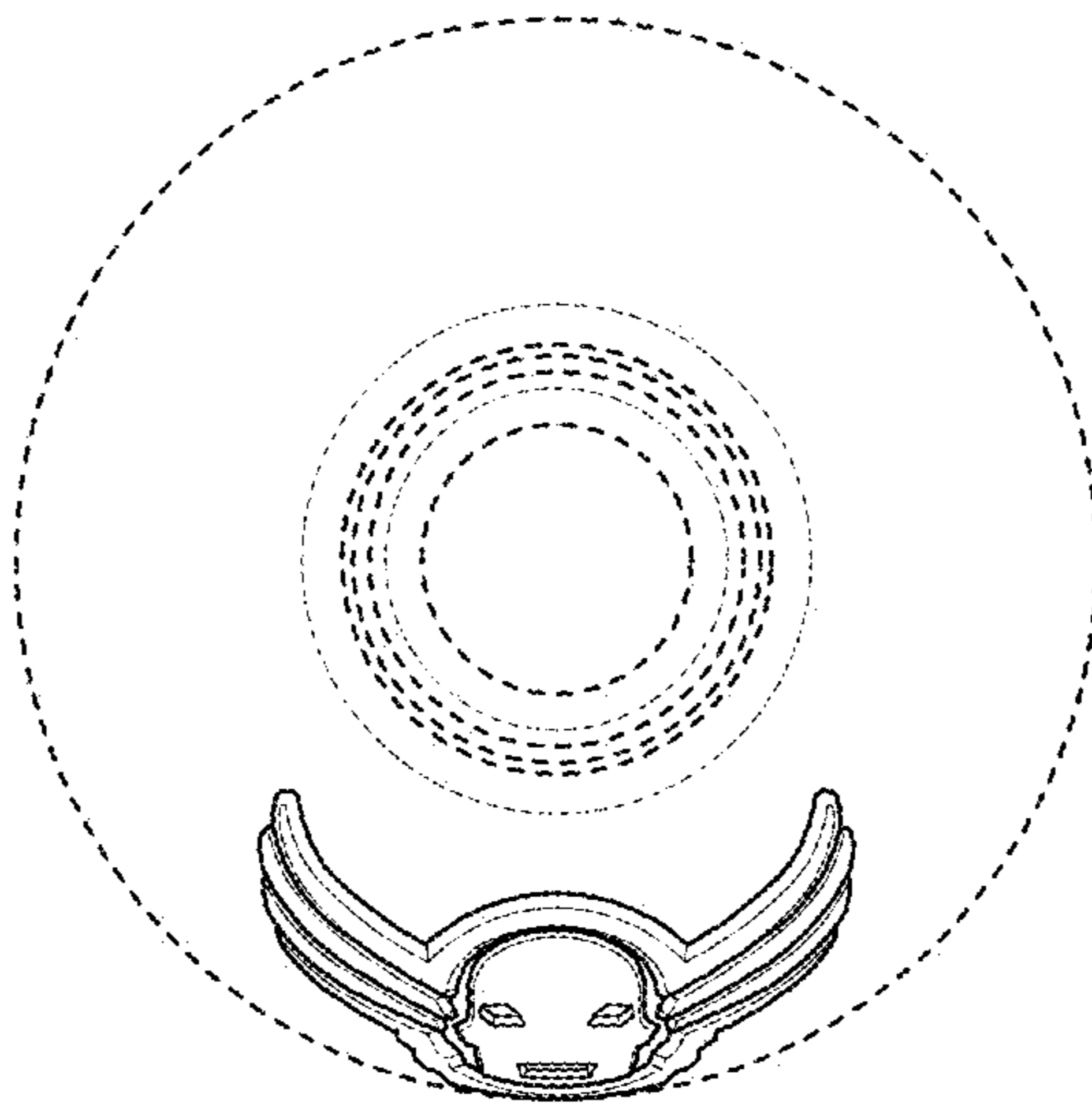


Fig. 7

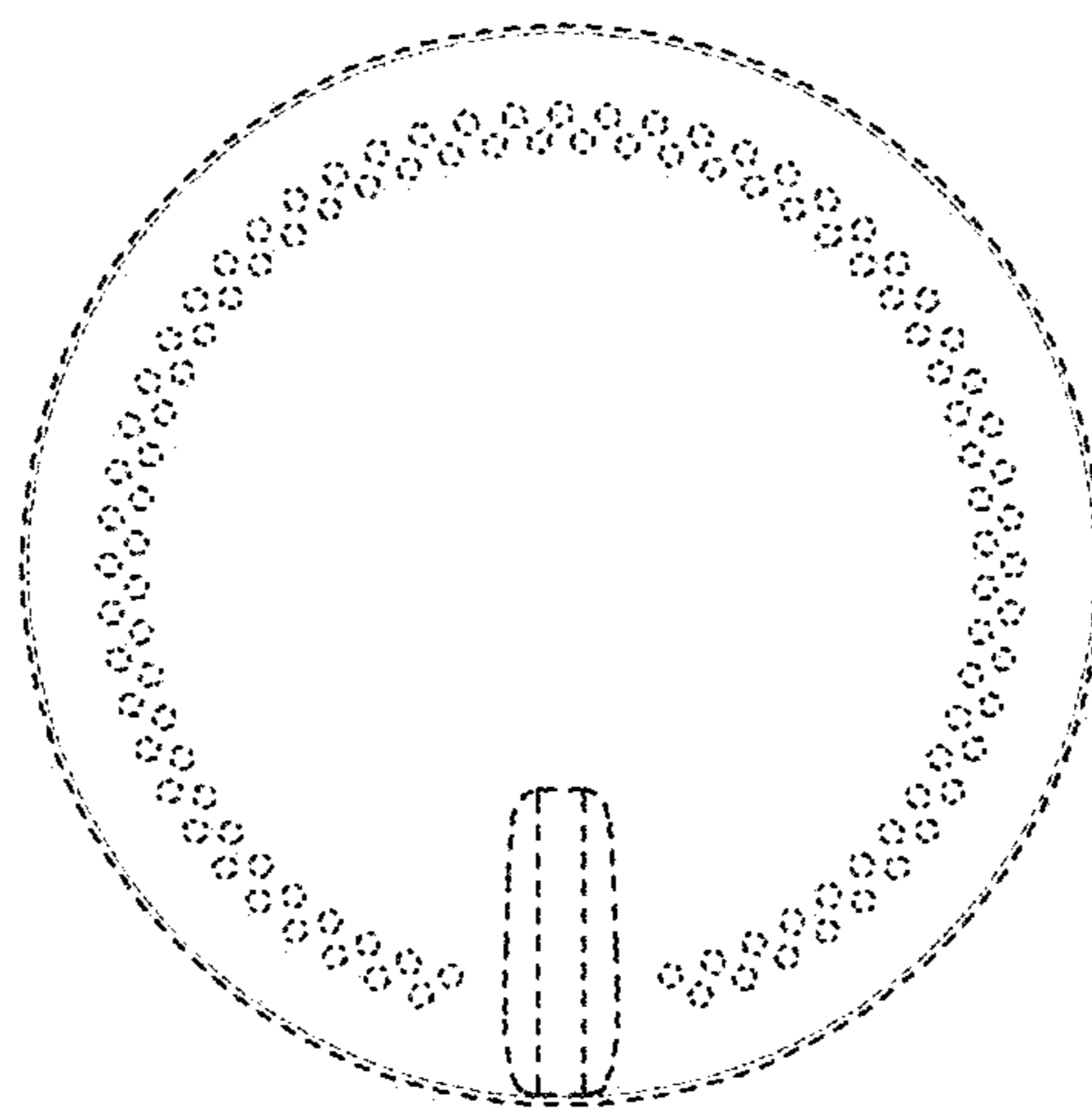


Fig. 8




Fig. 9




Fig. 10




Fig. 11




Fig. 12




Fig. 13

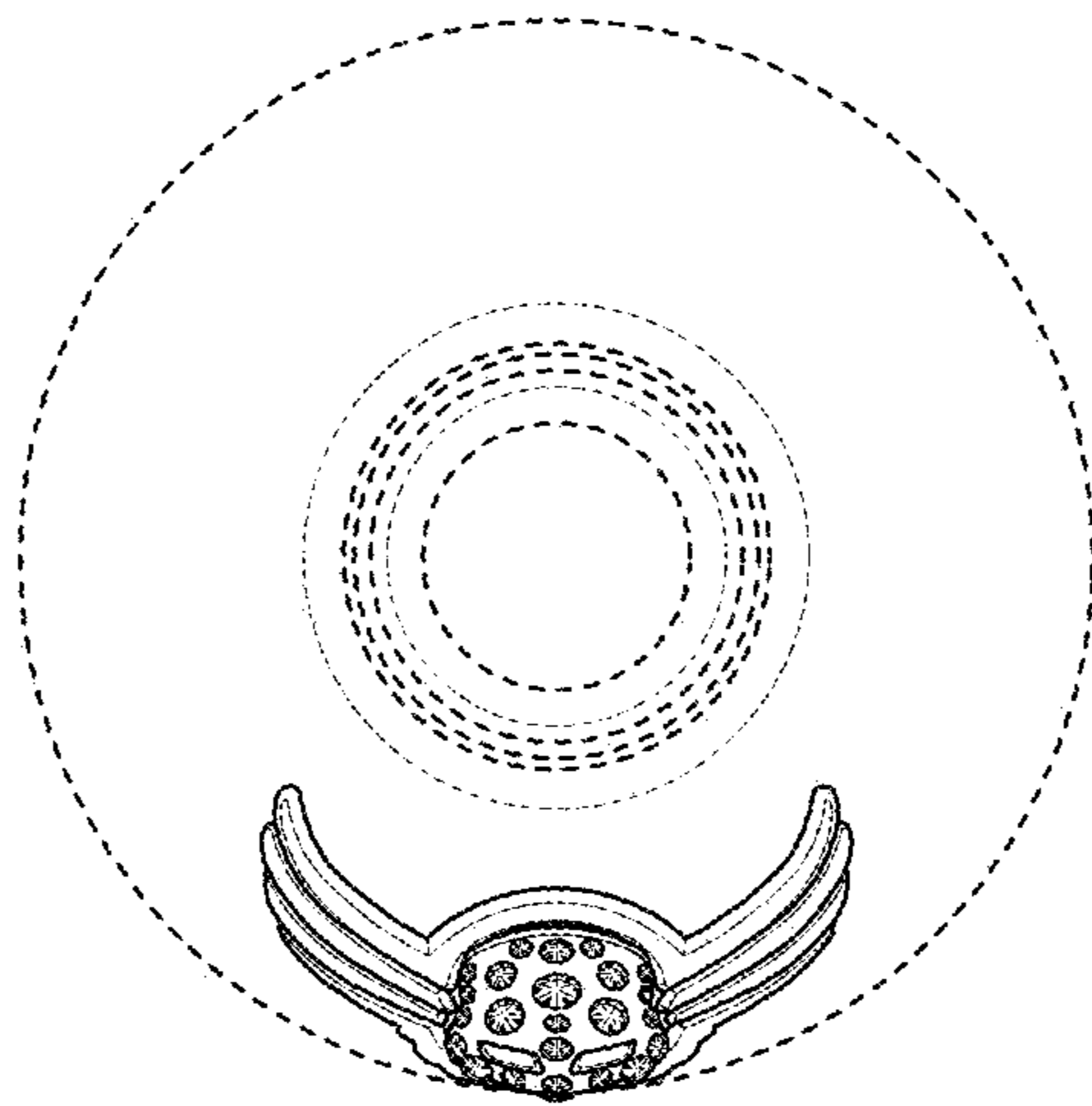


Fig. 14

