



US00D698240S

(12) **United States Design Patent**
Schick

(10) **Patent No.:** **US D698,240 S**
(45) **Date of Patent:** **** Jan. 28, 2014**

(54) **FOOD CONTAINER**

(71) Applicant: **Pöppelmann Holding GmbH & Co. KG**, Osnabrück (DE)

(72) Inventor: **Werner Schick**, Neuenkirchen (DE)

(73) Assignee: **Poeppelmann Holding GmbH & Co. KG**, Lohne (DE)

(**) Term: **14 Years**

(21) Appl. No.: **29/453,547**

(22) Filed: **Apr. 30, 2013**

Related U.S. Application Data

(62) Division of application No. 29/385,560, filed on Feb. 16, 2011.

(30) **Foreign Application Priority Data**

Aug. 16, 2010 (EP) 001229884

(51) **LOC (10) Cl.** **09-03**

(52) **U.S. Cl.**
USPC **D9/425**

(58) **Field of Classification Search**
USPC D9/414, 419, 424, 425, 431, 432, 435;
D7/601-603, 605, 629; 220/23.4, 23.6,
220/266, 281, 315, 318, 659, 696, 752, 760,
220/790, 793; 229/105, 117.09, 117.26,
229/189, 406; 206/508; D3/276

See application file for complete search history.

(56) **References Cited**

U.S. PATENT DOCUMENTS

2,606,586 A * 8/1952 Hill 220/802
3,863,832 A * 2/1975 Gordon et al. 229/125.35
4,147,836 A * 4/1979 Middleton et al. 428/481
RE32,270 E * 10/1986 Murray, Jr. 428/335

(Continued)

FOREIGN PATENT DOCUMENTS

DE 40302801-0001 6/2003
DE 40302801-0002 6/2003

(Continued)

OTHER PUBLICATIONS

FAMAC Catalogue entitled "Plastics in Excellent Shape. Good ideas deserve one thing: The perfect implementation."

Primary Examiner — Thomas Johannes

(74) *Attorney, Agent, or Firm* — Husch Blackwell LLP; H. Frederick Rusche

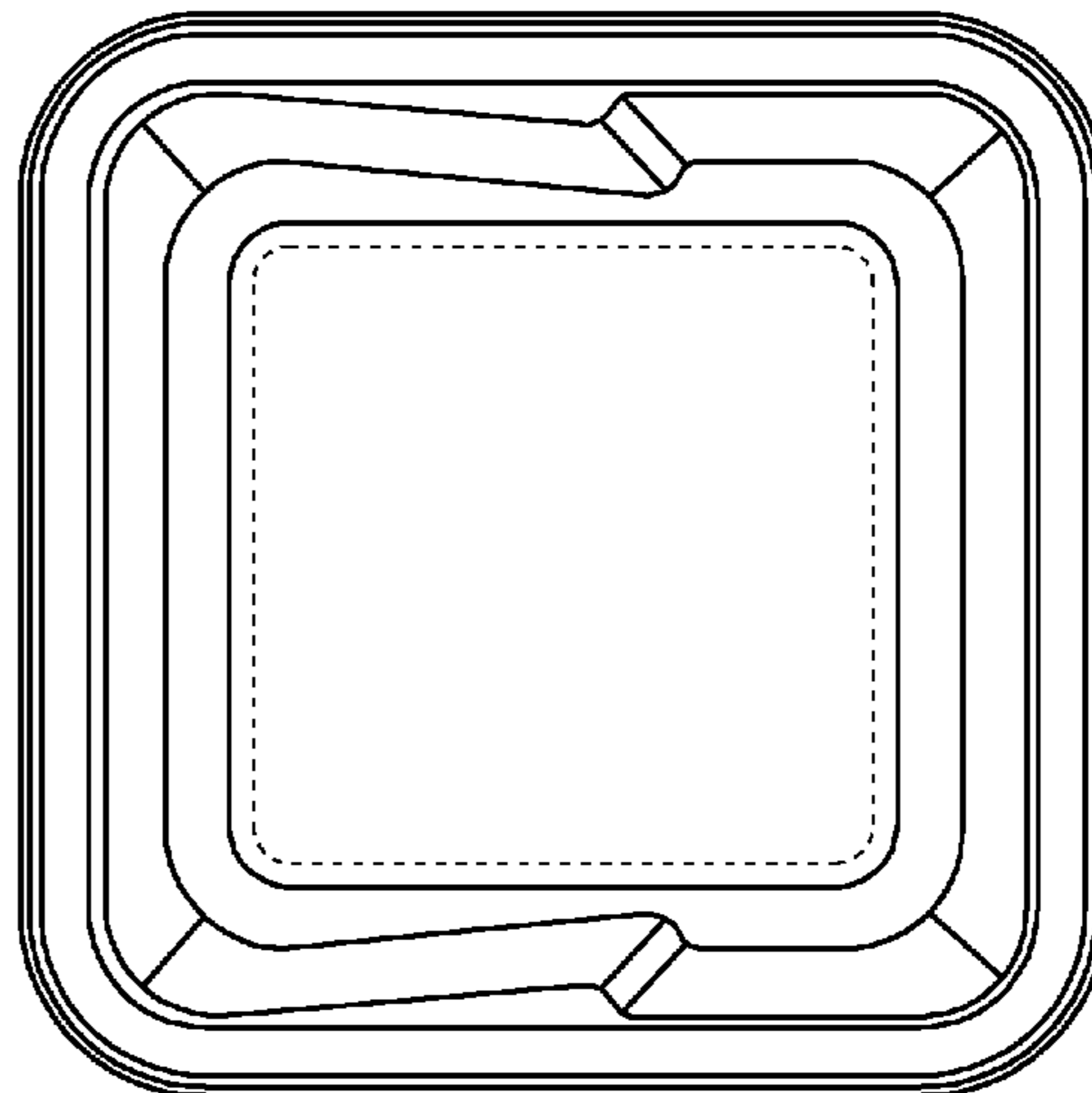
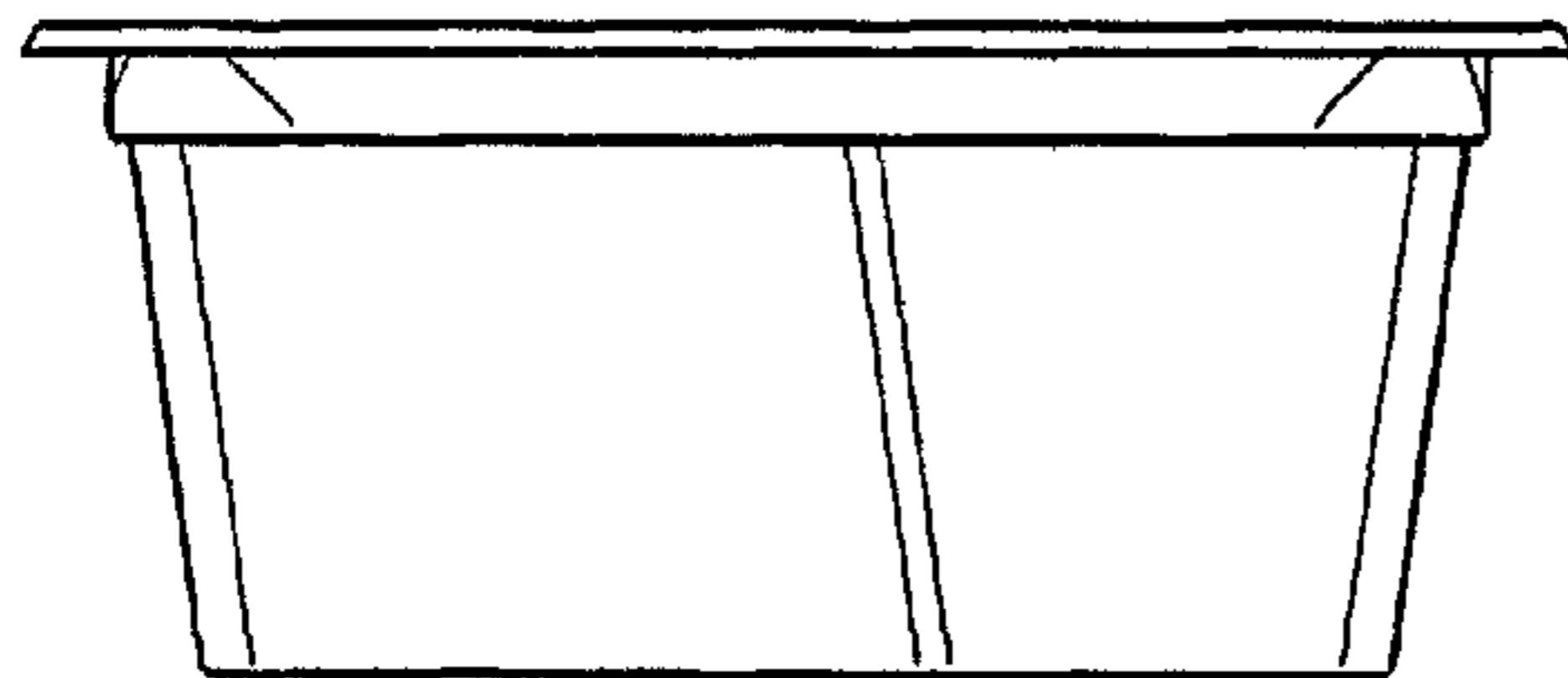
(57) **CLAIM**

I claim the ornamental design for a food container, as shown and described.

DESCRIPTION

FIG. 1 is a top view of a food container according to a first embodiment of my new design;
FIG. 2 is front view thereof, the rear view being a mirror image thereto;
FIG. 3 is a right side view thereof, the left side view being the same;
FIG. 4 is a bottom view thereof;
FIG. 5 is a top view of a food container according to a second embodiment of my new design;
FIG. 6 is front view thereof, the rear view being a mirror image thereto;
FIG. 7 is a right side view thereof, the left side view being the same; and,
FIG. 8 is a bottom view thereof.
The broken line portion of the drawings is included to show unclaimed subject matter only and forms no part of the claimed design.

1 Claim, 8 Drawing Sheets



(56)

References Cited

U.S. PATENT DOCUMENTS

4,819,824 A * 4/1989 Longbottom et al. 220/266
D330,996 S * 11/1992 Smith et al. D7/629
D343,795 S * 2/1994 Verchere D9/425
D418,056 S * 12/1999 Johnson D9/431
D534,066 S * 12/2006 Arkins D9/414
D536,608 S * 2/2007 Arkins D9/414
7,216,504 B2 * 5/2007 Armer et al. 62/457.2
D588,451 S * 3/2009 Snedden et al. D9/425
D589,789 S * 4/2009 Follansbee et al. D9/425
7,631,776 B2 * 12/2009 Vovan et al. 220/266
D614,949 S * 5/2010 Schmidt D9/424

D630,899 S * 1/2011 Samartgis D7/602
D631,300 S * 1/2011 Samartgis D7/602
8,006,863 B2 * 8/2011 Albrecht 220/760

FOREIGN PATENT DOCUMENTS

DE 40302801-0003 6/2003
DE 40302801-0004 6/2003
DE 40306964-0001 12/2003
DE 40306964-0002 12/2003
DE 40506064-0001 3/2006
DE 40506064-0002 3/2006
EM 000547864-0002 6/2006

* cited by examiner

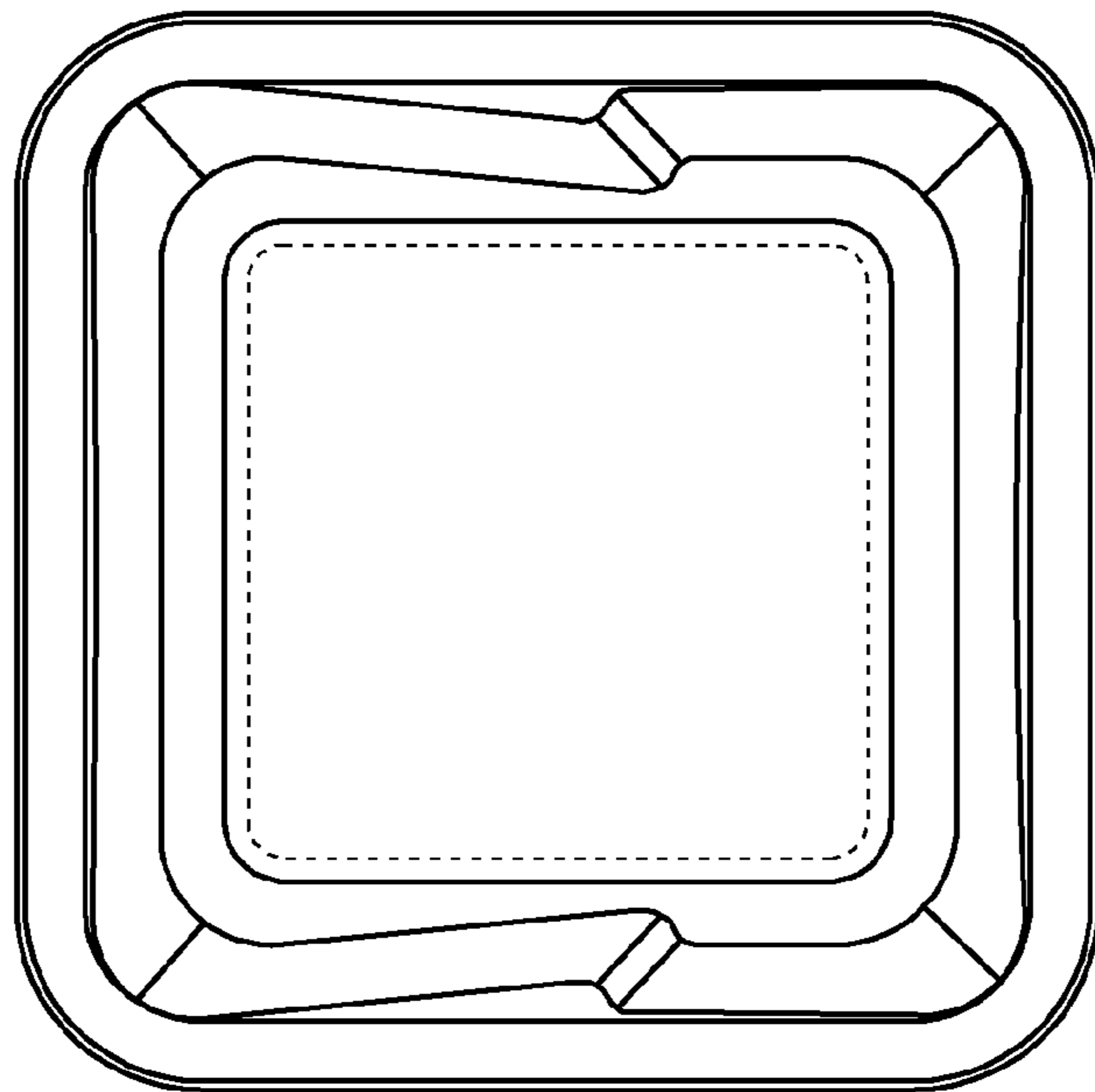


FIG. 1

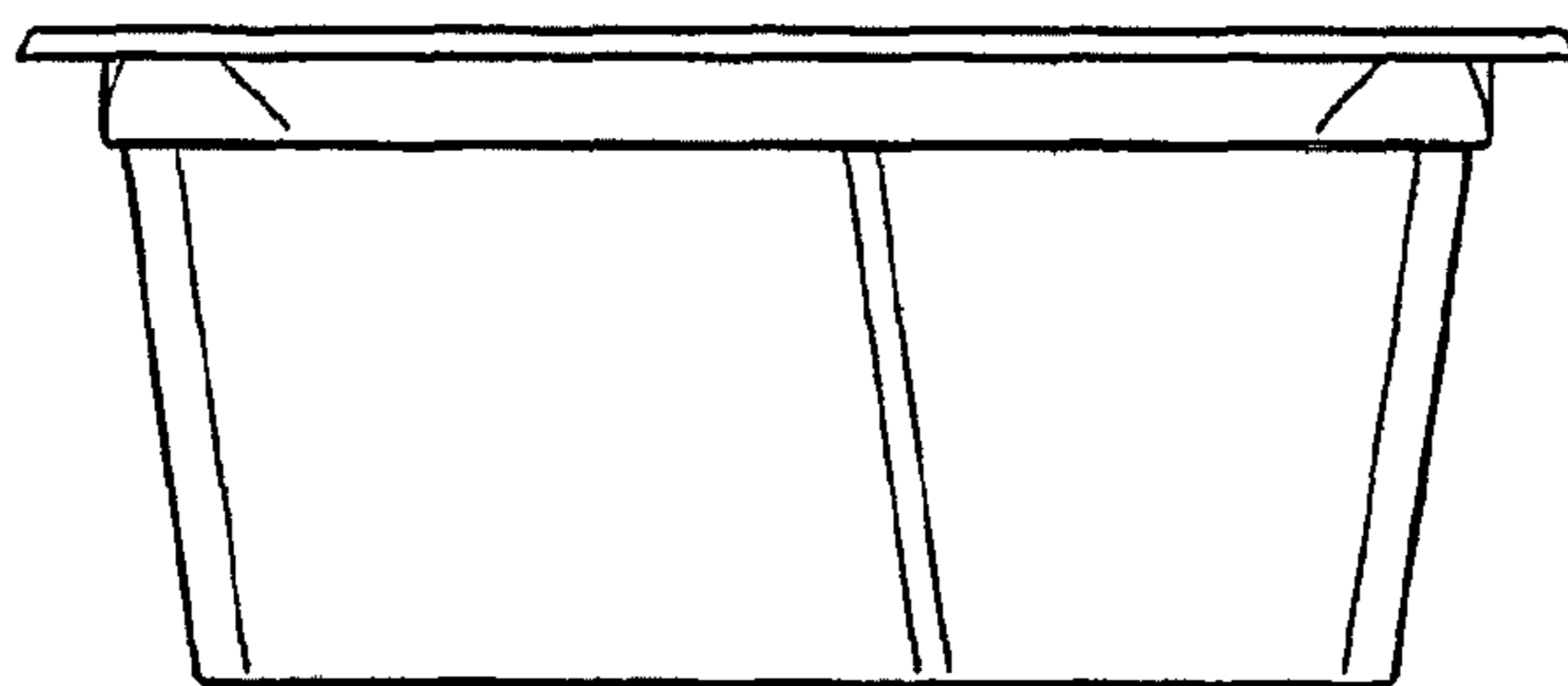


FIG. 2




FIG. 3

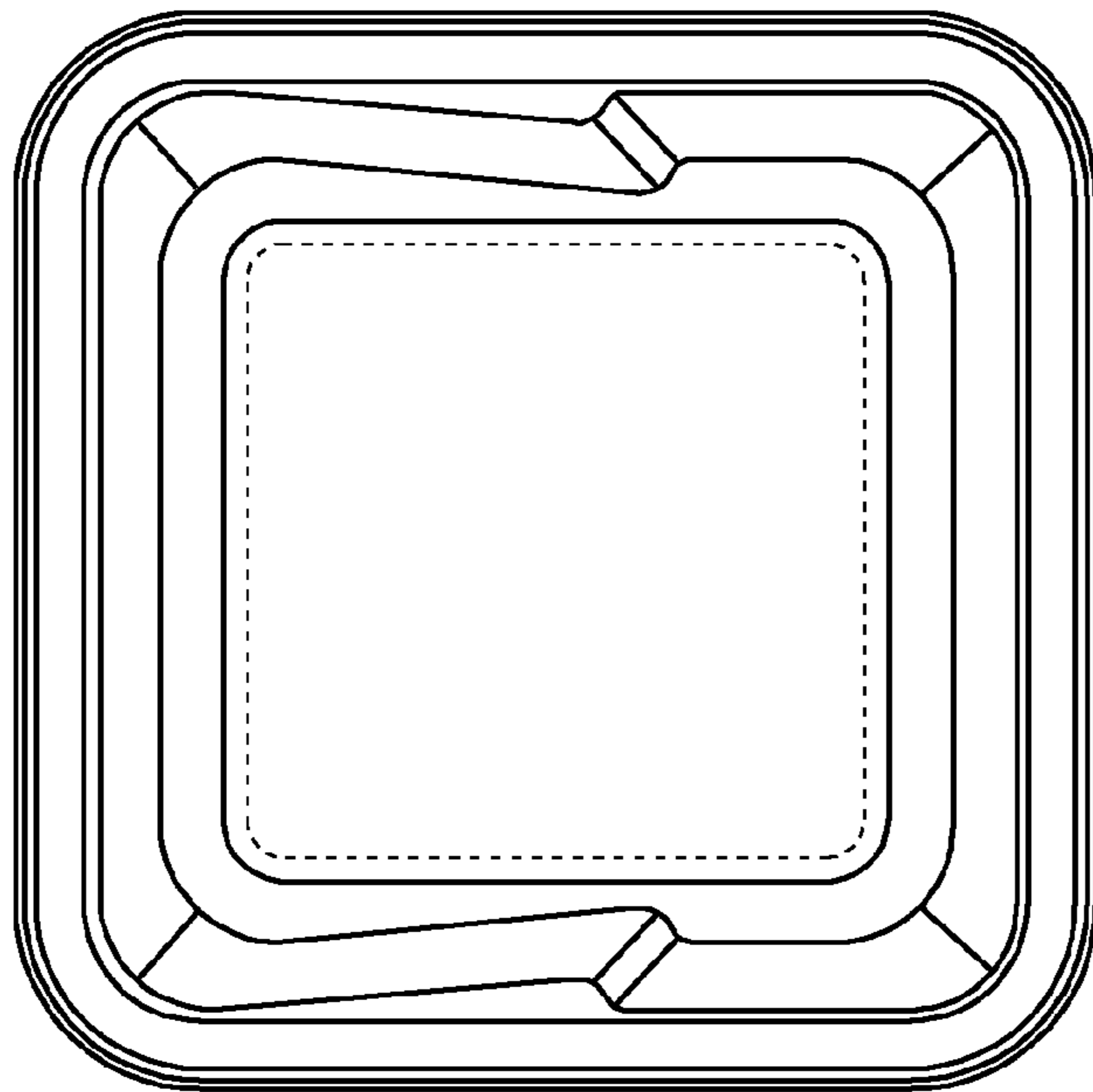


FIG. 4

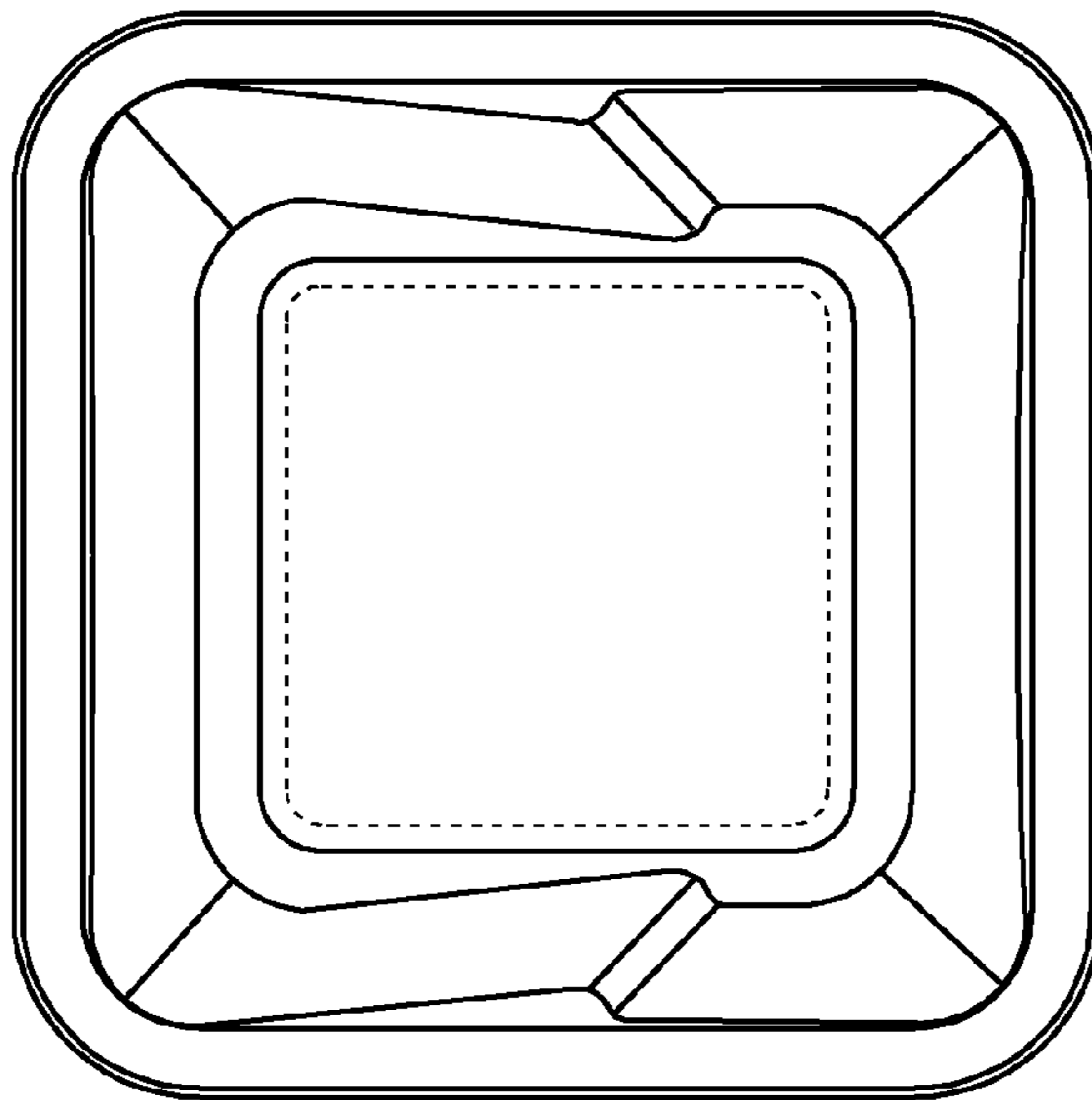


FIG. 5




FIG. 6




FIG. 7

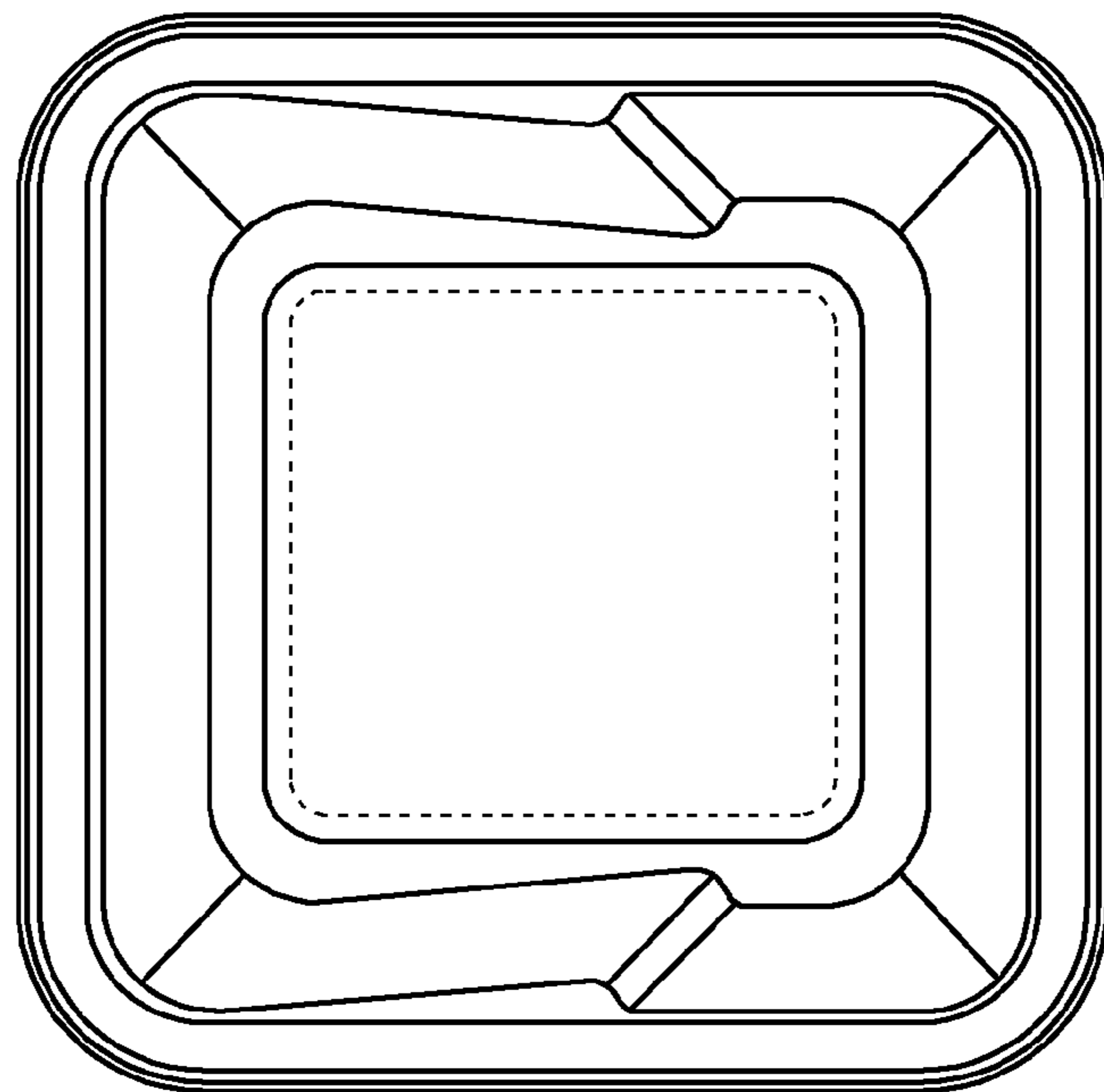


FIG. 8