



US00D698230S

(12) **United States Design Patent**  
**Hammer et al.**

(10) **Patent No.:** **US D698,230 S**

(45) **Date of Patent:** **\*\* Jan. 28, 2014**

(54) **HOOK RAIL**

(75) Inventors: **Allison Michelle Hammer**, Chicago, IL (US); **José Manuel Fernandes dos Santos**, Chicago, IL (US)

(73) Assignee: **Liberty Hardware Mfg. Corp.**, Winston-Salem, NC (US)

(\*\*) Term: **14 Years**

(21) Appl. No.: **29/424,817**

(22) Filed: **Jun. 15, 2012**

(51) **LOC (10) Cl.** ..... **03-05**

(52) **U.S. Cl.**  
USPC ..... **D8/372**

(58) **Field of Classification Search**  
USPC ..... D8/367, 372; 248/215, 301-304  
See application file for complete search history.

(56) **References Cited**

**U.S. PATENT DOCUMENTS**

D472,134 S \* 3/2003 Goodman et al. .... D8/372  
D547,584 S \* 7/2007 Little ..... D6/569

D551,009 S \* 9/2007 Pulliam ..... D6/569  
D646,959 S \* 10/2011 Goodman et al. .... D8/372  
D647,390 S \* 10/2011 Goodman et al. .... D8/372

\* cited by examiner

*Primary Examiner* — Holly Baynham

(74) *Attorney, Agent, or Firm* — Lora J. Graentzdoerffer


(57) **CLAIM**

The ornamental design for a hook rail, as shown and described.

**DESCRIPTION**

FIG. 1 is a perspective view thereof;  
FIG. 2 is a front elevational view thereof;  
FIG. 3 is a rear elevational view thereof;  
FIG. 4 is a top plan view thereof;  
FIG. 5 is a bottom plan view thereof;  
FIG. 6 is a left side elevational view thereof; and,  
FIG. 7 is a right side elevational view thereof.  
The broken lines in the drawings represent unclaimed portions of the design and form no part of the claimed design.

**1 Claim, 5 Drawing Sheets**



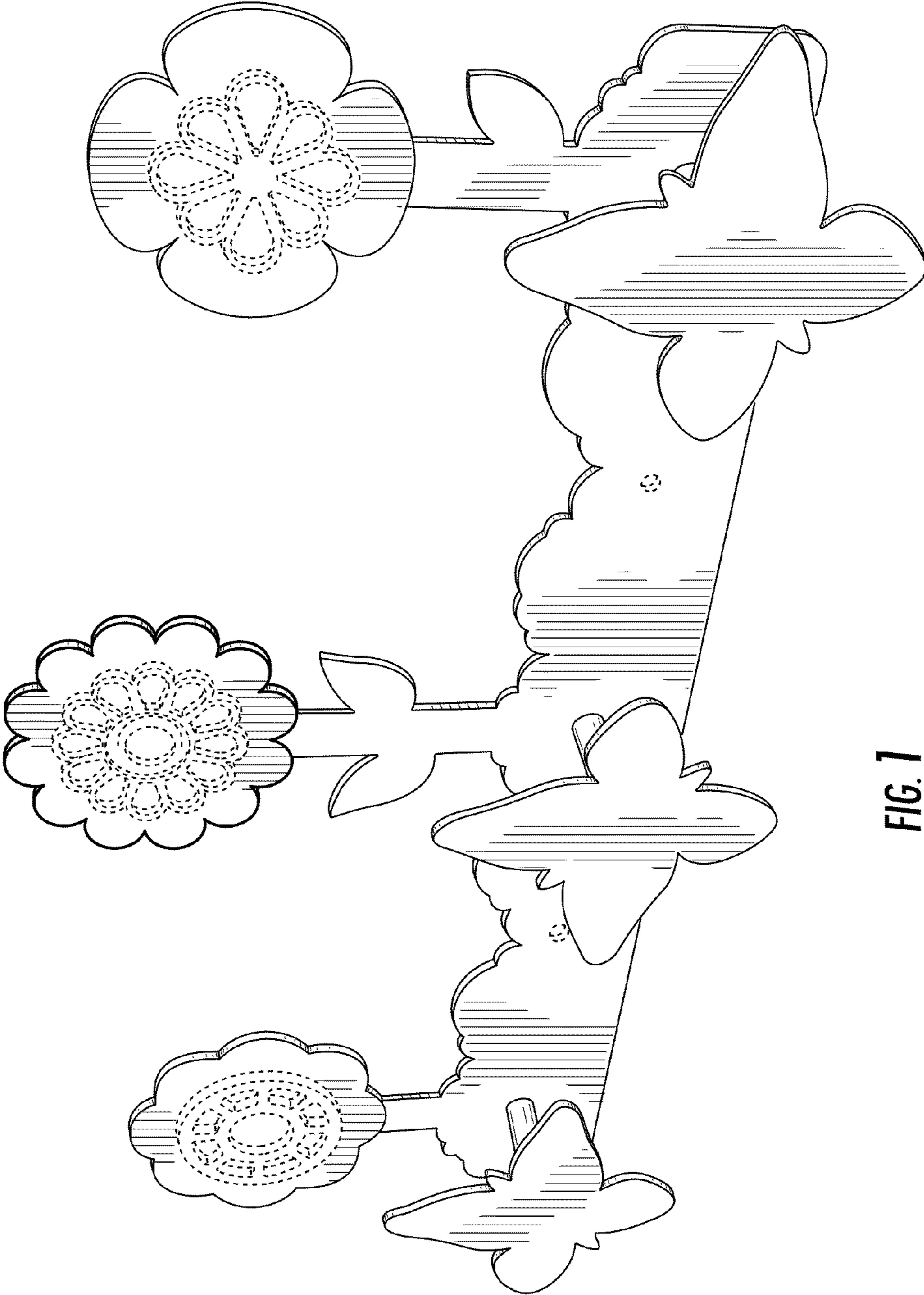


FIG. 1

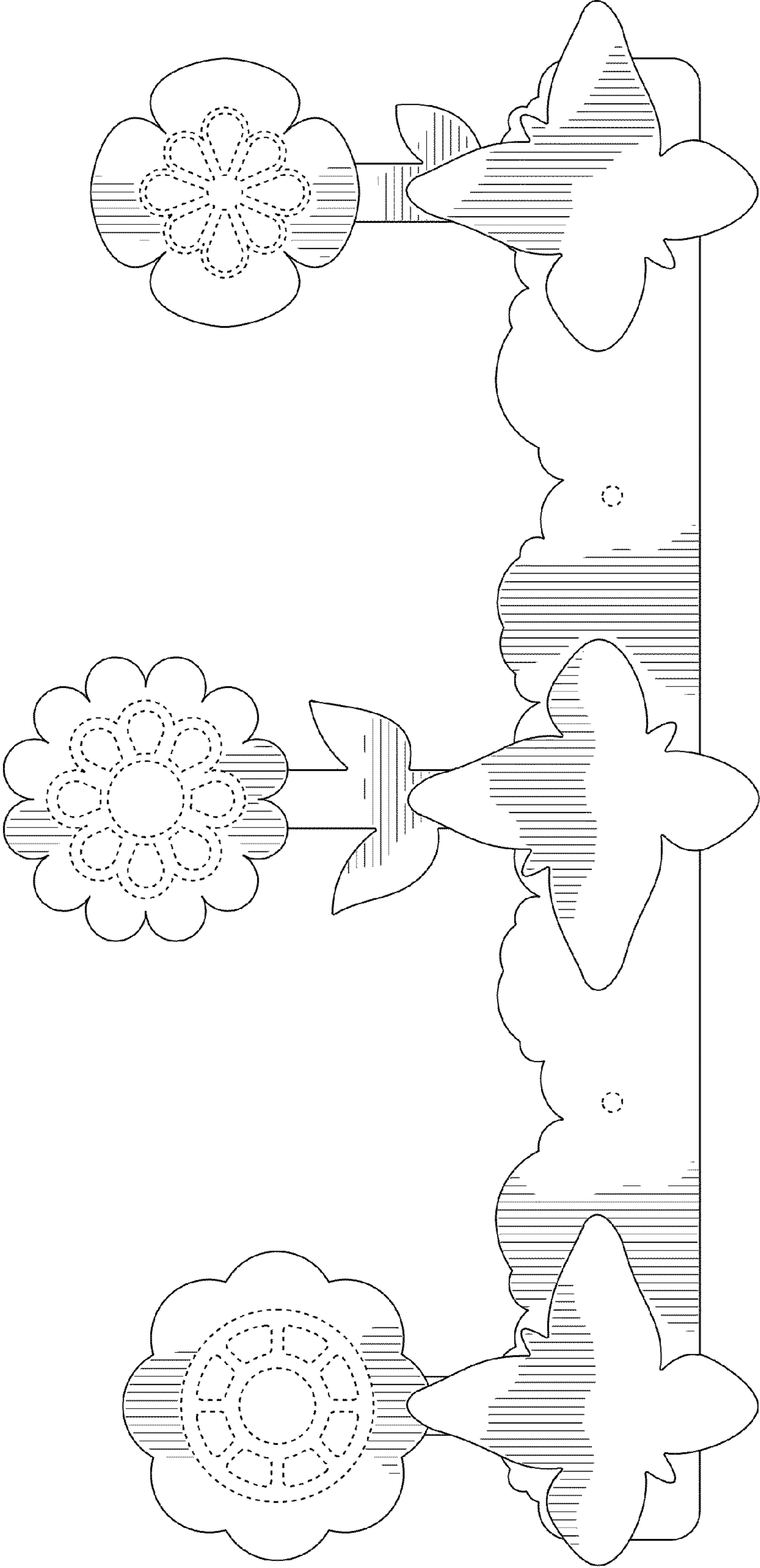


FIG. 2




FIG. 3

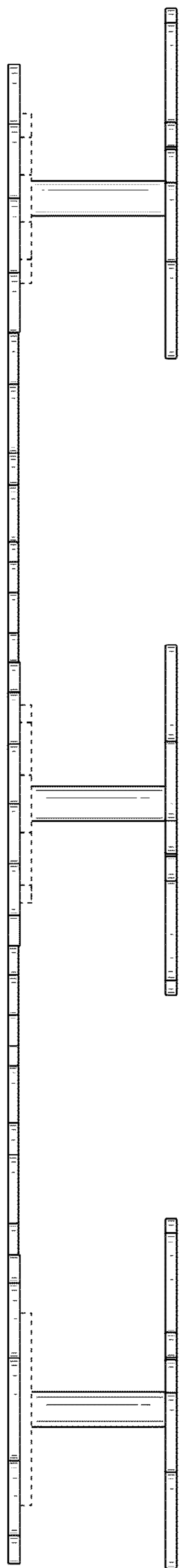


FIG. 4

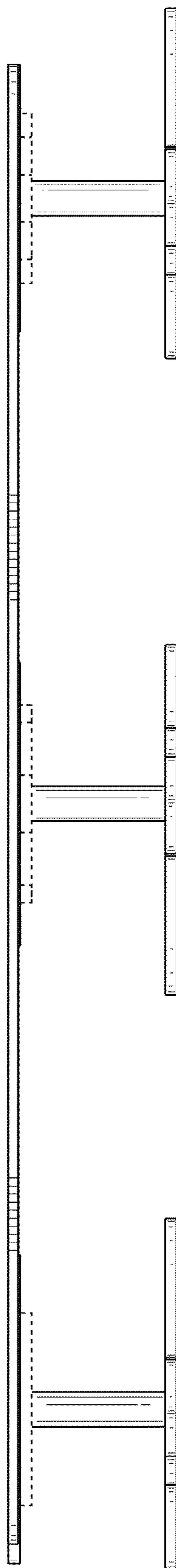
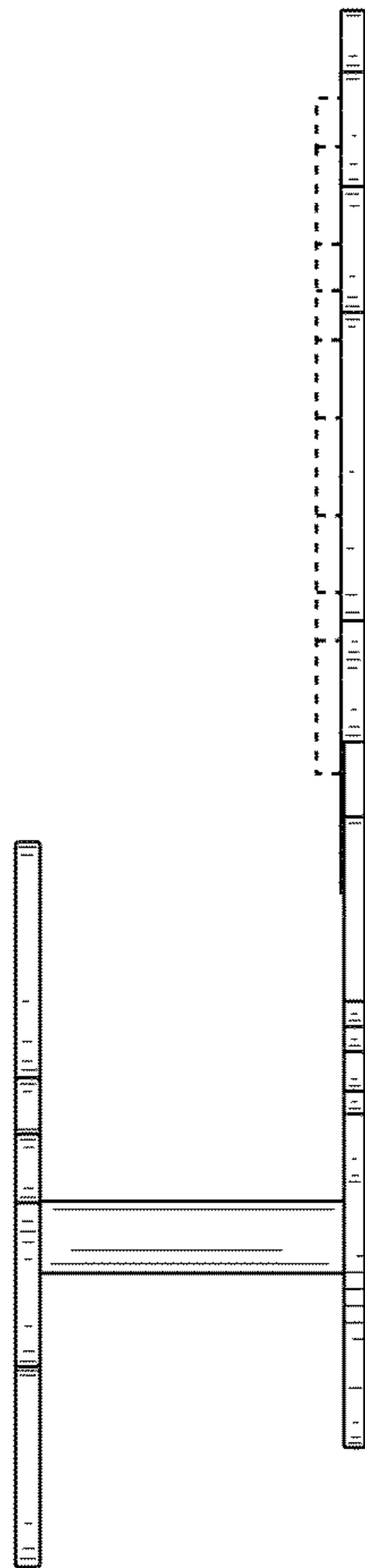
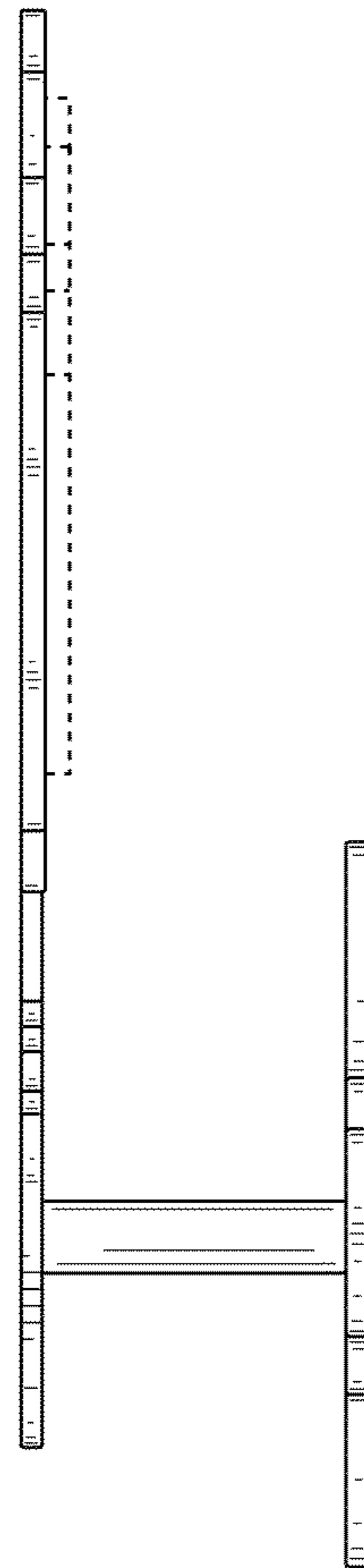


FIG. 5



**FIG. 6**



**FIG. 7**