

US00D698214S

(12) **United States Design Patent**
Säde et al.

(10) **Patent No.:** **US D698,214 S**
(45) **Date of Patent:** **** Jan. 28, 2014**

(54) **PRUNER**
(75) Inventors: **Heli Säde**, Billnäs (FI); **Petteri Masalin**, Helsinki (FI); **Sami Lyytikäinen**, Lohja (FI); **Olli-Pekka Vänntilä**, Lohja (FI)
(73) Assignee: **Fiskars Brands Finland Oy AB**, Billnas (FI)

D439,117 S * 3/2001 Deville D8/5
D463,227 S * 9/2002 Choi D8/5
6,513,248 B2 2/2003 Linden et al.
D499,316 S * 12/2004 Tatic D8/5
6,829,828 B1 12/2004 Cech et al.
D501,378 S * 2/2005 Tatic D8/5
D501,379 S 2/2005 Lipscomb et al.

(Continued)

(**) Term: **14 Years**
(21) Appl. No.: **29/426,233**

FOREIGN PATENT DOCUMENTS

EM 000368519-0001 5/2005
EM 001090724-0010 2/2009

(22) Filed: **Jul. 2, 2012**

OTHER PUBLICATIONS

(30) **Foreign Application Priority Data**

Official Action for Russian Application No. 2012502191 including English translation, 7 pages.

Jan. 4, 2012 (WO) DM/077 406
(51) **LOC (10) Cl.** **08-01**
(52) **U.S. Cl.**
USPC **D8/5**
(58) **Field of Classification Search**
USPC D8/4, 5, 52, 54; 30/131, 260, 193-194,
30/296.1, 134, 251-253, 261-262
See application file for complete search history.

Primary Examiner — Sheryl Lane
(74) *Attorney, Agent, or Firm* — Foley & Lardner LLP

(56) **References Cited**

(57) **CLAIM**
We claim the ornamental design for a pruner, as shown and described.

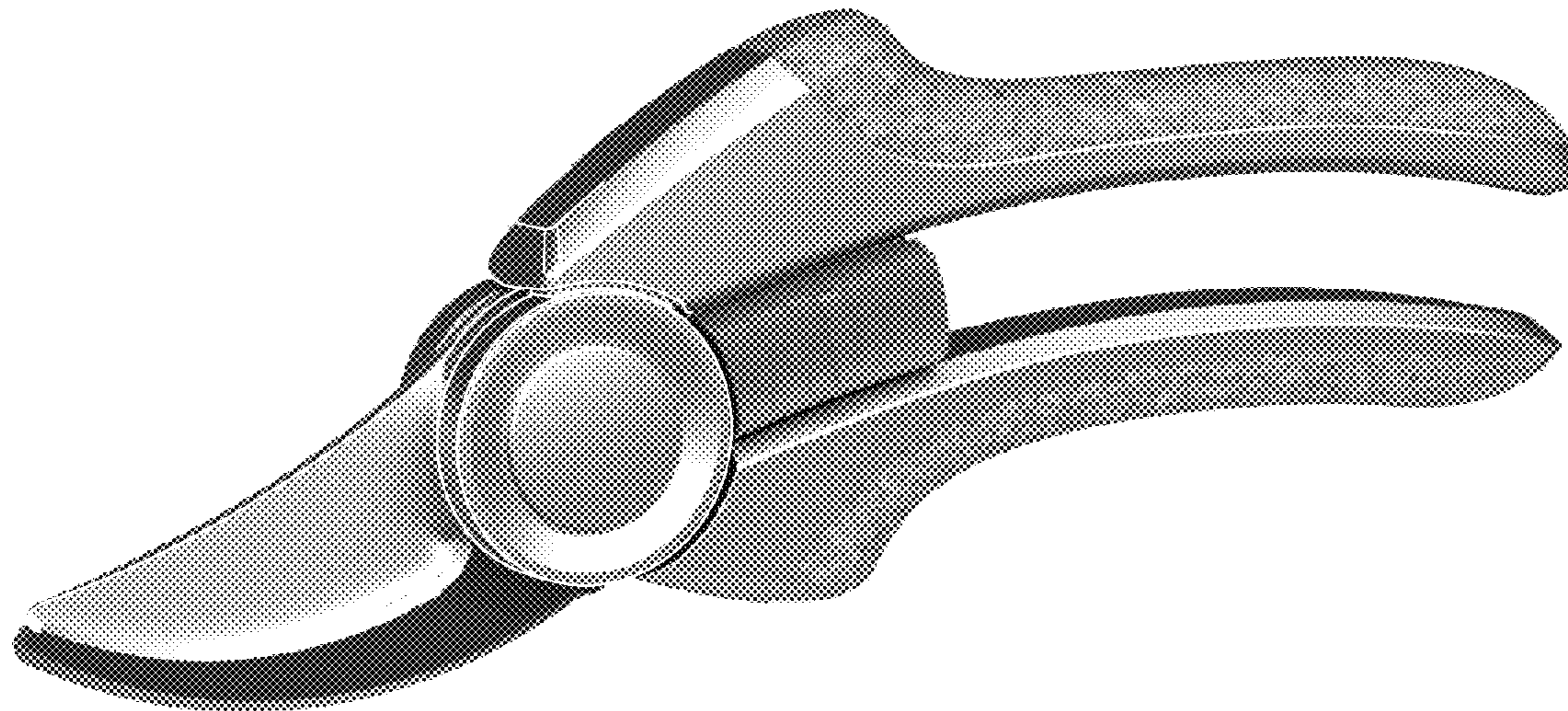
U.S. PATENT DOCUMENTS

DESCRIPTION

D301,537 S 6/1989 Pittaway
D301,538 S 6/1989 Pittaway
D305,090 S 12/1989 Collins et al.
D341,526 S * 11/1993 Clivio D8/5
5,426,857 A 6/1995 Linden
5,697,159 A 12/1997 Linden
D438,071 S * 2/2001 Deville D8/5

FIG. 1 is a front perspective view of the claimed design; FIG. 2 is a rear view of the claimed design of FIG. 1; FIG. 3 is a front view of the claimed design of FIG. 1; FIG. 4 is a bottom view of the claimed design of FIG. 1; FIG. 5 is a top view of the claimed design of FIG. 1; FIG. 6 is a left side view of the claimed design of FIG. 1; and, FIG. 7 is a right side view of the claimed design of FIG. 1. The ornamental design which is claimed is shown in the drawings.

1 Claim, 3 Drawing Sheets



US D698,214 S

Page 2

(56)

References Cited

U.S. PATENT DOCUMENTS

D503,595 S 4/2005 Lipscomb et al.
D552,435 S * 10/2007 Bohlman et al. D8/5
D557,086 S 12/2007 Lipscomb et al.
D576,468 S 9/2008 Lipscomb et al.
D584,121 S * 1/2009 Fancelli D8/52
D585,251 S * 1/2009 Lee et al. D8/5
D595,548 S 7/2009 Lipscomb et al.

D628,031 S 11/2010 Stokes et al.
D628,032 S 11/2010 Stokes et al.
D630,067 S 1/2011 Block et al.
D648,192 S * 11/2011 Wu D8/5
D648,605 S * 11/2011 Lee D8/5
D651,053 S 12/2011 Roberts et al.
D651,487 S 1/2012 Roberts et al.
D652,272 S * 1/2012 Atnip et al. D8/5
D655,990 S 3/2012 Block et al.
D680,829 S * 4/2013 Nelson et al. D8/5

* cited by examiner




FIG. 1

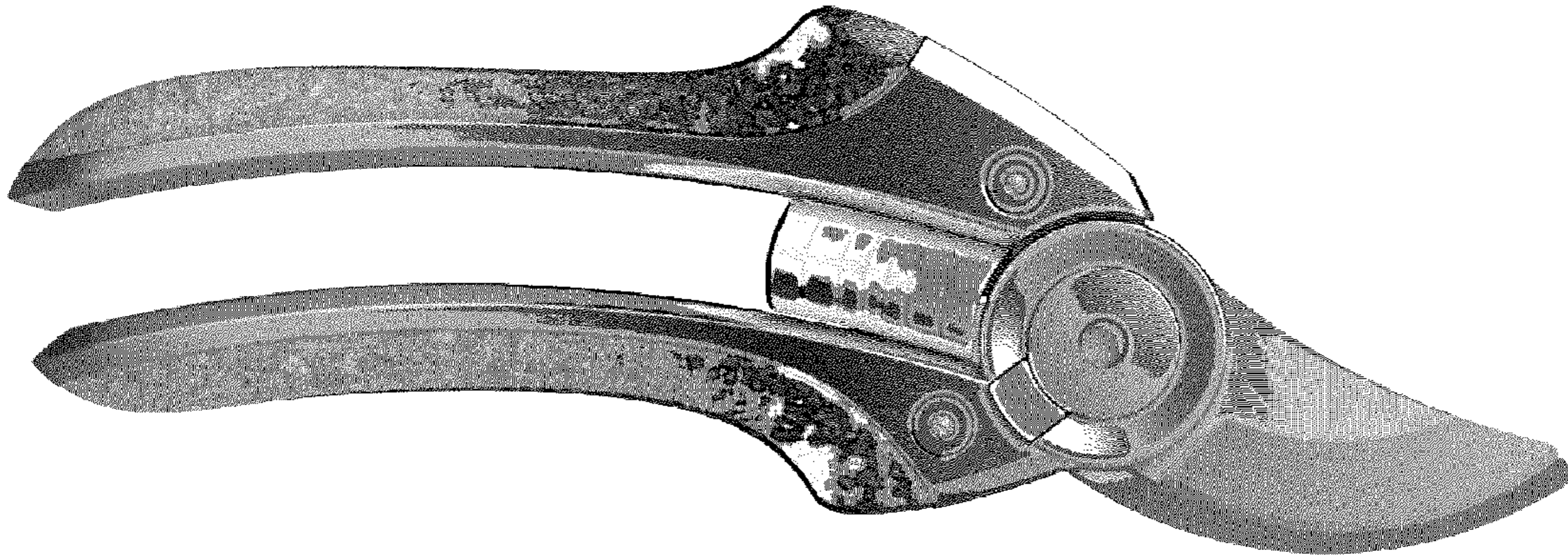


FIG. 2




FIG. 3




FIG. 4




FIG. 5




FIG. 6




FIG. 7