



US00D698211S

(12) **United States Design Patent**
Biever

(10) **Patent No.:** **US D698,211 S**

(45) **Date of Patent:** **** Jan. 28, 2014**

(54) **BARBECUE UTENSIL SET**

D626,797 S * 11/2010 Guide et al. D7/683
D627,200 S * 11/2010 Rothman D7/692

(71) Applicant: **Troy Biever**, St. Albert (CA)

* cited by examiner

(72) Inventor: **Troy Biever**, St. Albert (CA)

Primary Examiner — Terry Wallace

(73) Assignee: **Flavor Fork Inc.**, St. Albert (CA)

(74) *Attorney, Agent, or Firm* — Island IP Law; Stephen R. Burri

(**) Term: **14 Years**

(57) **CLAIM**

The ornamental design for a barbecue utensil set, as shown and described.

(21) Appl. No.: **29/435,555**

DESCRIPTION

(22) Filed: **Oct. 25, 2012**

(51) **LOC (10) Cl.** **07-02**

(52) **U.S. Cl.**

USPC **D7/669**; D7/683; D7/691

(58) **Field of Classification Search**

USPC D7/680–696, 669, 368, 395;
30/322–328, 169; 99/342, 419, 421 A;
294/7, 8; 7/110, 170, 112, 113;
D4/135, 136, 116, 130, 132, 142;
15/186–188, 207.2, 236.07, 236.08,
15/106, 143.1, 159, 160, 236.01

See application file for complete search history.

FIG. 1 is a front view of the barbecue utensil set showing my new design, the fork attachment being shown.

FIG. 2 is a left side view of FIG. 1, the right side view being a mirror image.

FIG. 3 is a rear view of FIG. 1.

FIG. 4 is a top plan view of FIG. 1.

FIG. 5 is a bottom plan view of FIG. 1.

FIG. 6 is a front view of the barbecue utensil with the spatula attachment being shown.

FIG. 7 is a left side view of FIG. 6, the right side view being a mirror image.

FIG. 8 is a rear view of FIG. 6.

FIG. 9 is a top plan view of FIG. 6.

FIG. 10 is a bottom plan view of FIG. 6.

FIG. 11 is a front view of the barbecue utensil with the brush attachment being shown.

FIG. 12 is a left side view of FIG. 11, the right side view being a mirror image.

FIG. 13 is a rear view of FIG. 11.

FIG. 14 is a top plan view of FIG. 11; and,

FIG. 15 is a bottom plan view of FIG. 11.

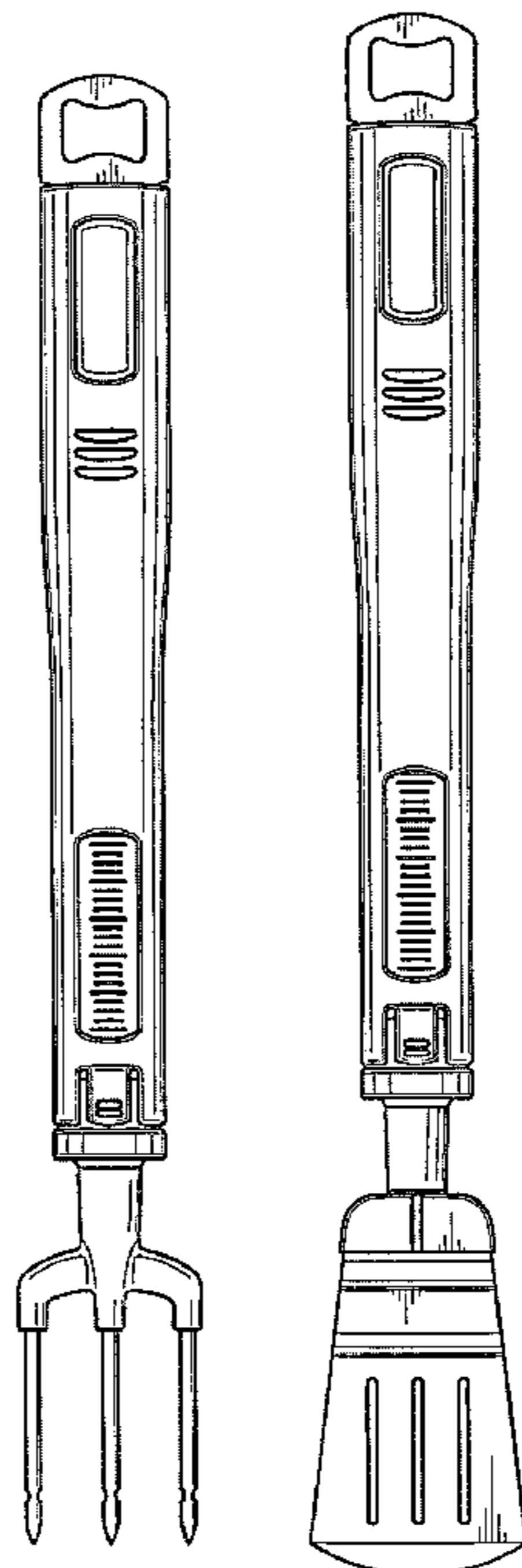
The pieces of the barbecue utensil set are shown separately for clarity of illustration.

(56) **References Cited**

U.S. PATENT DOCUMENTS

D258,940 S * 4/1981 Zelinski D7/683
D272,406 S * 1/1984 Steiner D7/683
6,065,391 A * 5/2000 Archard et al. 30/322
D524,610 S * 7/2006 Kushner D7/683
D553,451 S * 10/2007 Baron D7/683
D587,536 S * 3/2009 Guide et al. D7/683
D595,999 S * 7/2009 Teinowitz D7/688

1 Claim, 3 Drawing Sheets



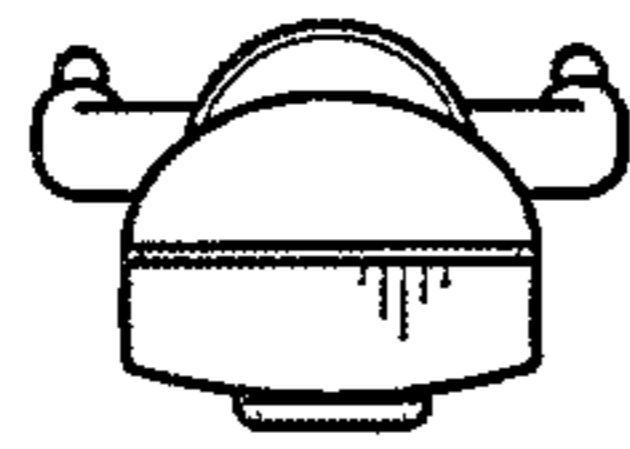


FIG.4

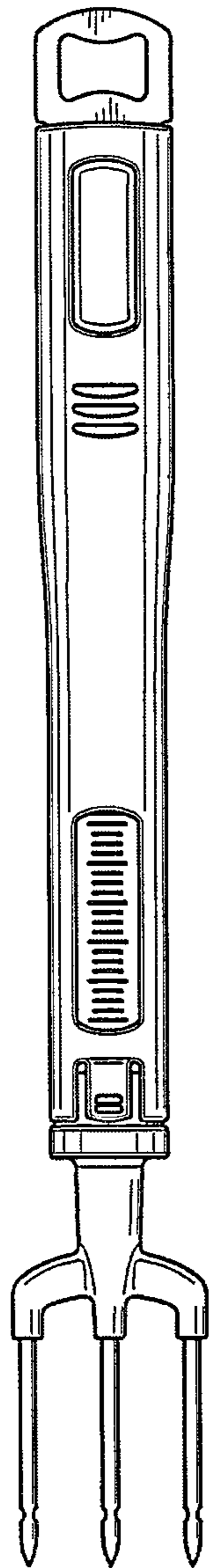


FIG.1

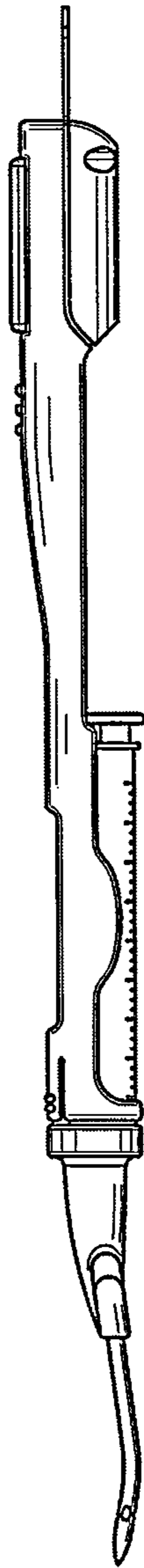


FIG.2

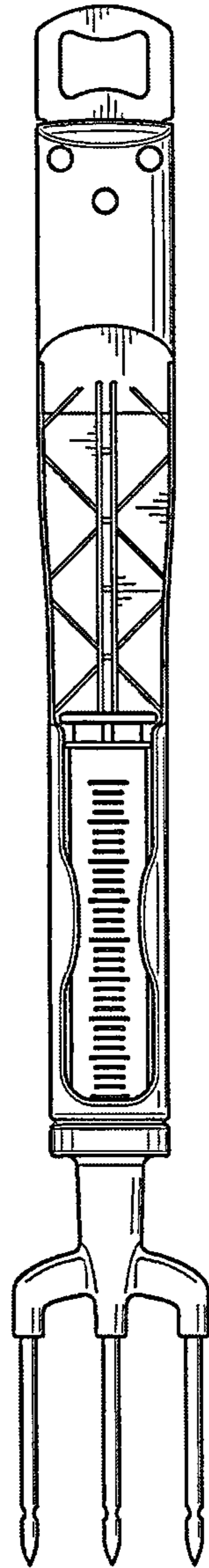


FIG.3




FIG.5

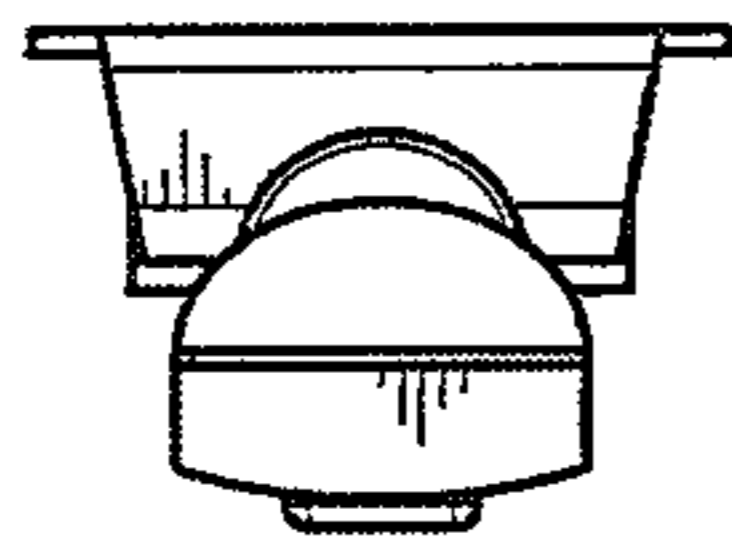


FIG.9

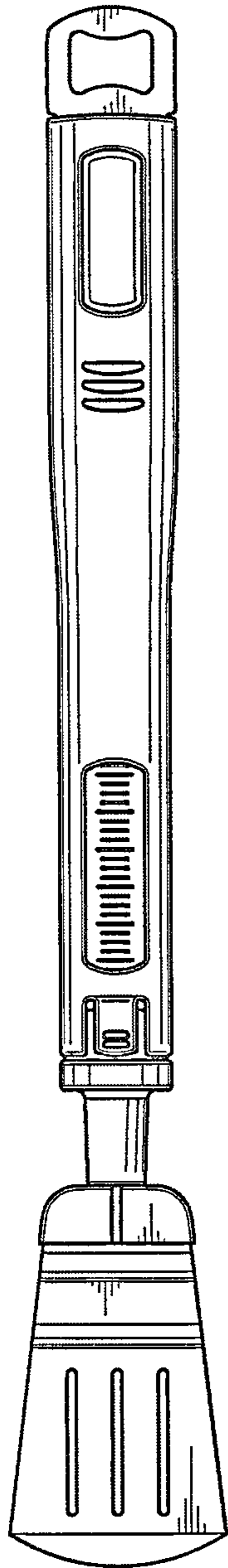


FIG.6

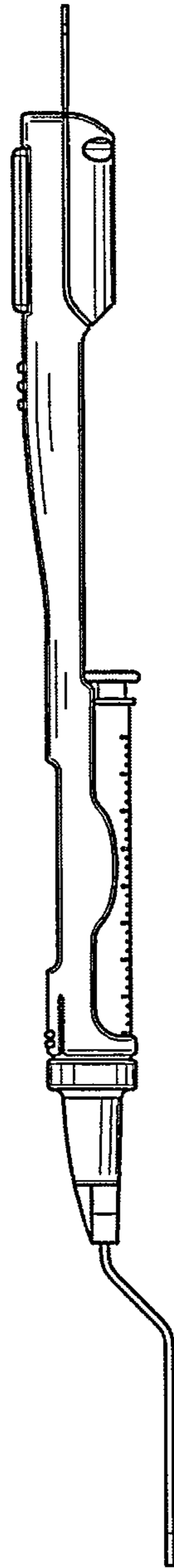


FIG.7

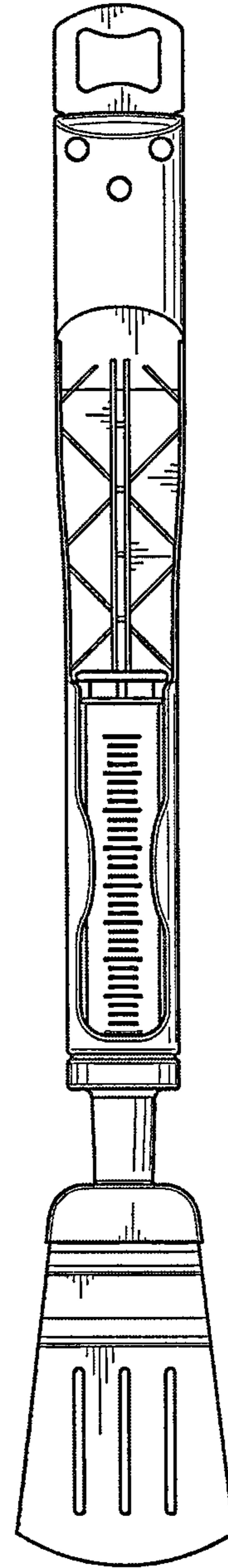


FIG.8

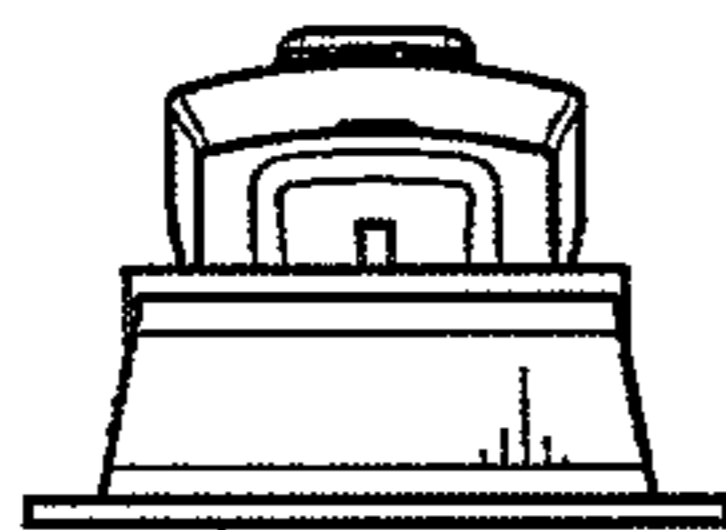


FIG.10

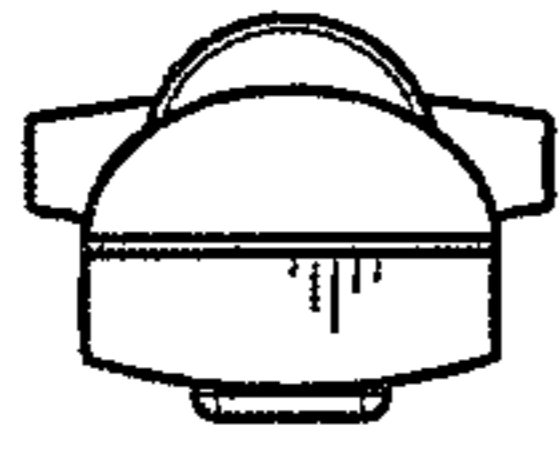


FIG.14

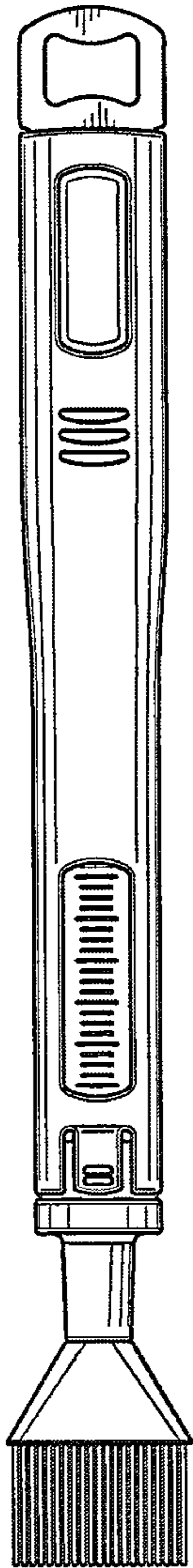


FIG.11

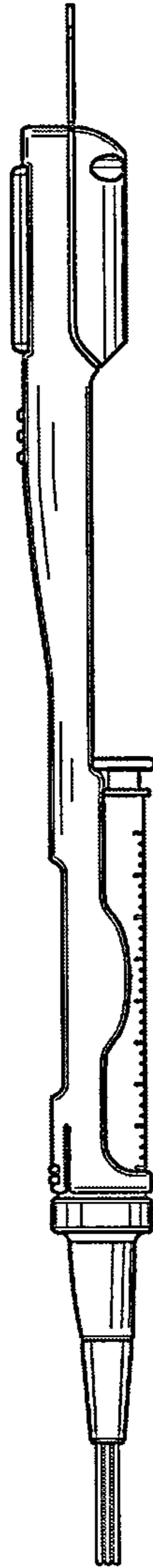


FIG.12

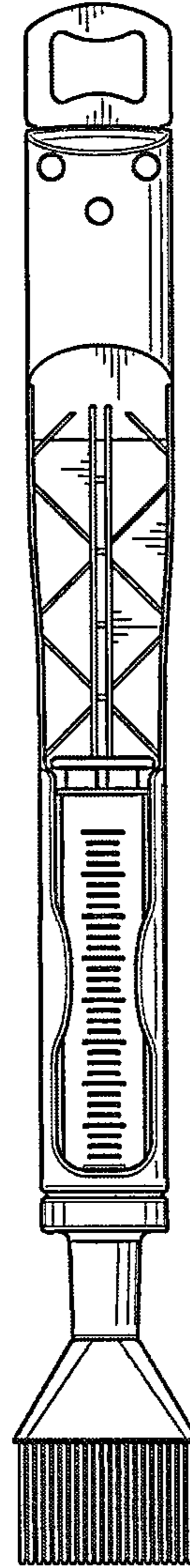


FIG.13



FIG.15