

US00D698208S

(12) **United States Design Patent**
Cavanagh

(10) **Patent No.:** **US D698,208 S**
(45) **Date of Patent:** **** Jan. 28, 2014**

- (54) **UTENSIL HOLDER**
- (71) Applicant: **Courtney Cavanagh**, Warwick, RI (US)
- (72) Inventor: **Courtney Cavanagh**, Warwick, RI (US)
- (**) Term: **14 Years**
- (21) Appl. No.: **29/452,056**
- (22) Filed: **Apr. 11, 2013**

Related U.S. Application Data

- (62) Division of application No. 29/398,045, filed on Jul. 26, 2011, now Pat. No. Des. 682,627.
 - (51) **LOC (10) Cl.** **07-06**
 - (52) **U.S. Cl.**
USPC **D7/637**
 - (58) **Field of Classification Search**
USPC D7/637-641; D3/299, 905; D9/702,
D9/711-713; D6/616; 383/29, 4, 127;
206/548, 553, 373, 459.5; 248/37.3,
248/37.6, 174; 229/938, 100, 106-108,
229/111-116, 164, 185.1, 186, 902;
220/23.8, 606
- See application file for complete search history.

(56) **References Cited**

U.S. PATENT DOCUMENTS

- 943,389 A * 12/1909 Cockrell 229/4.5
- 1,747,010 A * 2/1930 Keller, Jr. 206/553
- 2,878,486 A * 3/1959 Bartlett et al. 4/144.4
- 3,749,233 A * 7/1973 McCormick, Jr. 206/373
- 4,800,108 A * 1/1989 Swartz 428/43

- D369,540 S * 5/1996 Weder et al. D9/629
- D478,283 S * 8/2003 Shimakawa D9/713
- 7,266,865 B1 * 9/2007 Rodin 24/530
- D586,663 S * 2/2009 Tidqvist D9/712
- D596,043 S * 7/2009 Noble D9/702
- 7,745,766 B2 * 6/2010 Hasse et al. 219/730

OTHER PUBLICATIONS

Caloway Creations: Jute Silverware Holders, "We Heart It", <http://calowaycreations.blogspot.com/2011/04/jute-silverware-holders.html>—Caloway Creations: Jute Silverware Holders on we heart it/visual bookmark #8980951, pp. 1-3.
Craftiness is not optional, Utensil Stocking Tutorial, Dec. 8, 2012, <http://theadventuresofroryandjess.blogspot.com/2010/12/utensil-stocking-tutorial.html>.pp. 1-12.

* cited by examiner

Primary Examiner — Terry Wallace

(74) *Attorney, Agent, or Firm* — Barlow, Josephs & Holmes, Ltd.

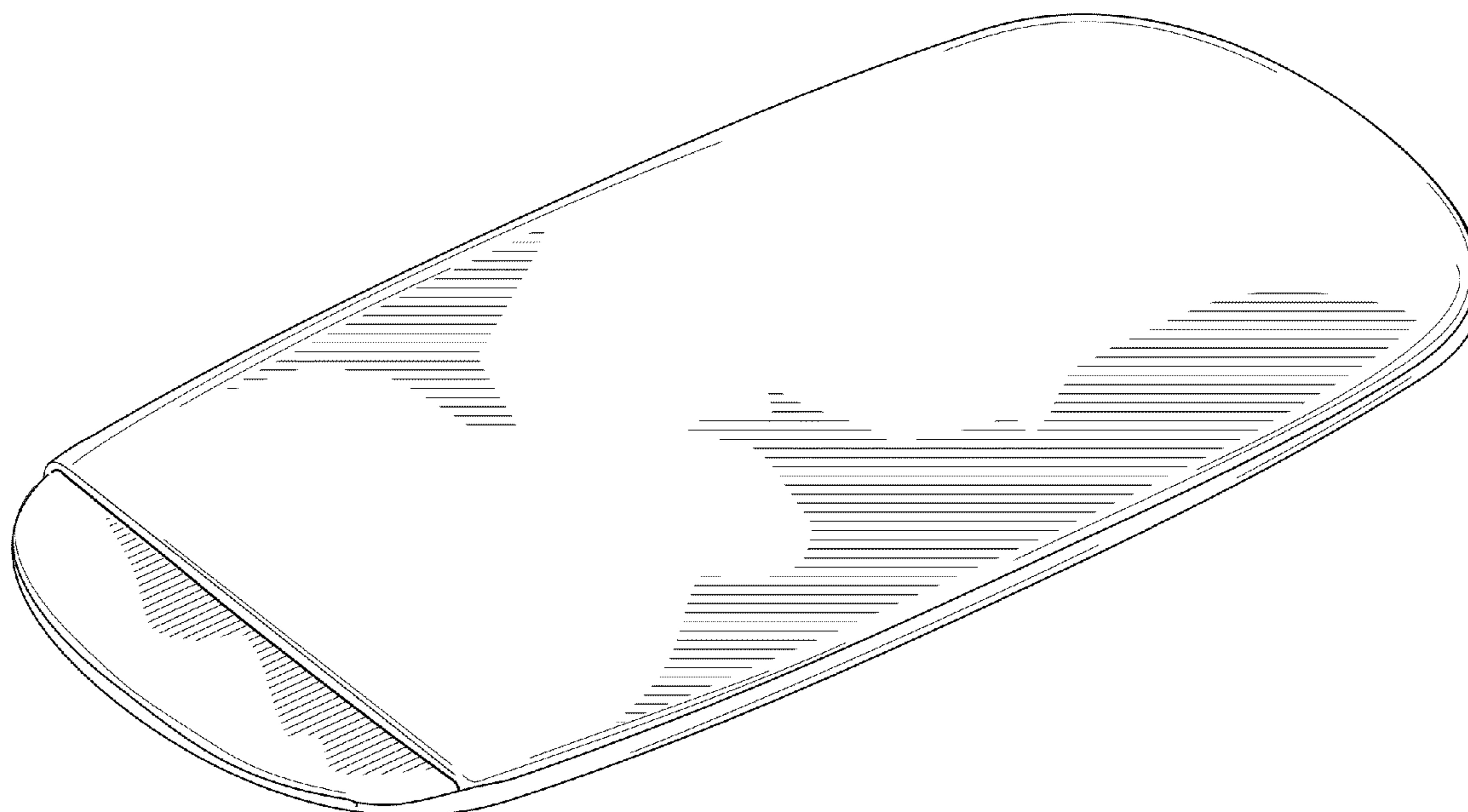
(57) **CLAIM**

The ornamental design for a utensil holder, as shown.

DESCRIPTION

FIG. 1 is a front perspective view of the utensil holder showing my new design.
FIG. 2 is a top view of the design of FIG. 1;
FIG. 3 is a bottom view of the design of FIG. 1;
FIG. 4 is a right side view of the design of FIG. 1;
FIG. 5 is a left side view of the design of FIG. 1;
FIG. 6 is a front view of the design of FIG. 1; and,
FIG. 7 is a rear view of the design of FIG. 1.

1 Claim, 5 Drawing Sheets



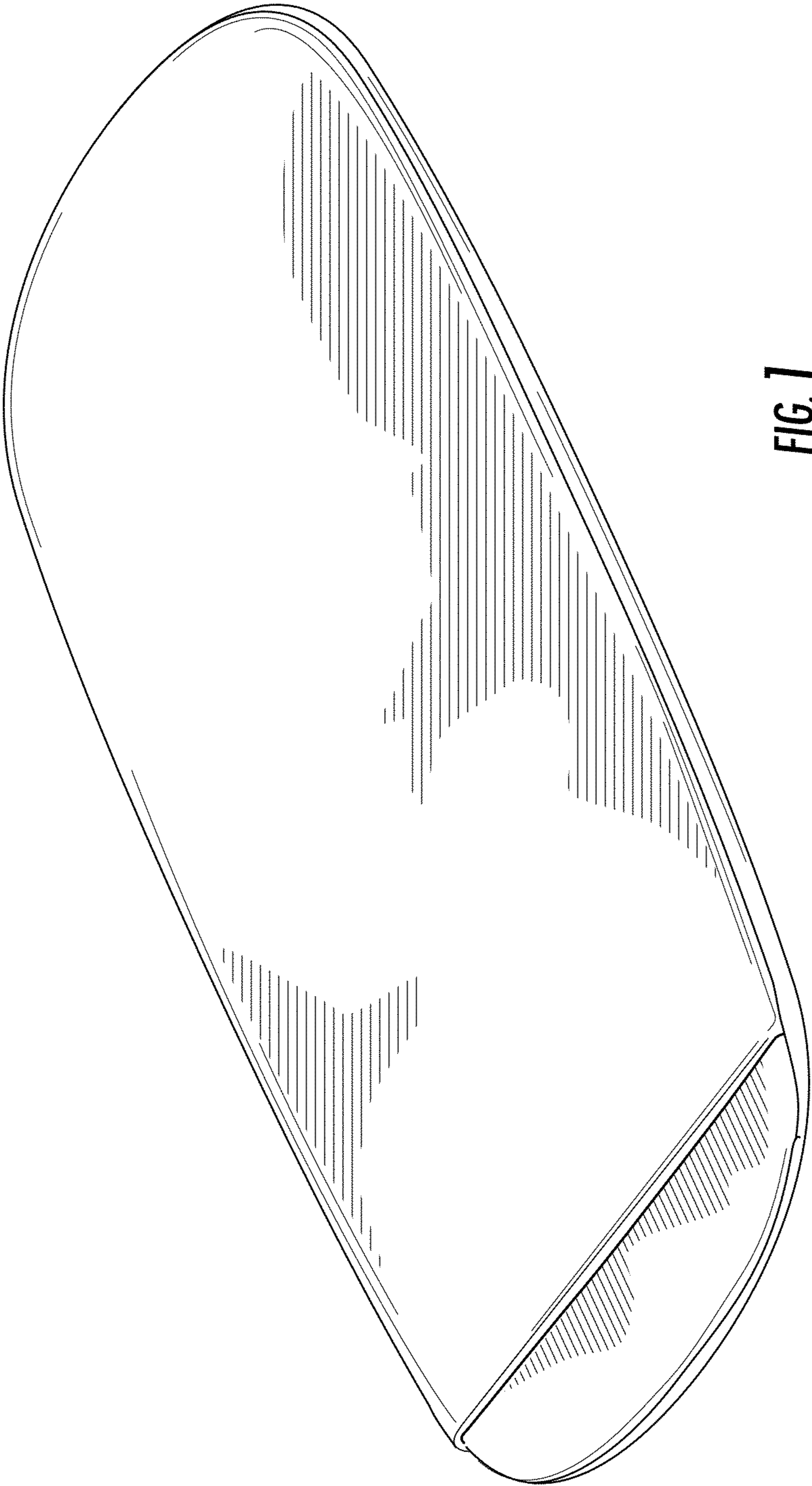


FIG. 1




FIG. 2



FIG. 3



FIG. 4



FIG. 5




FIG. 6




FIG. 7