

US00D698187S

(12) **United States Design Patent**
Kazarska et al.

(10) **Patent No.:** **US D698,187 S**
(45) **Date of Patent:** **** Jan. 28, 2014**

(54) **YOGA MAT**

(71) Applicants: **Lora Kazarska**, Brooklyn, NY (US);
Stojan Radev, Brooklyn, NY (US)

(72) Inventors: **Lora Kazarska**, Brooklyn, NY (US);
Stojan Radev, Brooklyn, NY (US)

(**) Term: **14 Years**

(21) Appl. No.: **29/442,082**

(22) Filed: **Nov. 30, 2012**

(51) **LOC (10) Cl.** **06-11**

(52) **U.S. Cl.**
USPC **D6/592**

(58) **Field of Classification Search**
USPC D6/582, 583, 584, 585, 588, 589, 591,
D6/592, 593, 596, 603, 613, 615, 616, 617,
D6/619, 620, 621; D5/61, 63; D12/203;
4/581, 582, 583; 5/417, 420; 15/215,
15/238; 52/660; 428/85; D32/57

See application file for complete search history.

(56) **References Cited**

U.S. PATENT DOCUMENTS

D25,960	S	*	8/1896	Beattie	D22/122
1,201,256	A	*	10/1916	Clarke	4/583
1,425,830	A	*	8/1922	Bell	15/215
1,481,001	A	*	1/1924	Fenton	428/37
1,564,036	A	*	12/1925	Waite	87/8
1,773,851	A	*	8/1930	Pantke	52/669

D88,875	S	*	1/1933	Hellman	D5/63
D89,543	S	*	3/1933	Willheim	D5/63
D115,706	S	*	7/1939	Fassler	D6/603
D116,195	S	*	8/1939	Steinweg	D6/603
D159,212	S	*	7/1950	Katz	D6/615
D317,542	S	*	6/1991	Sachetti	D6/603
D411,703	S	*	6/1999	France	D6/583
D411,933	S	*	7/1999	Bernstein	D6/596
6,253,407	B1	*	7/2001	Bjelkevig	15/160
D477,172	S	*	7/2003	Montague	D6/592
D523,192	S	*	6/2006	Northrop	D30/161
D541,486	S	*	4/2007	Mahaffey	D29/119
D565,883	S	*	4/2008	Gupta	D6/588
7,984,885	B2	*	7/2011	Lion et al.	248/176.2
2007/0254134	A1	*	11/2007	Han	428/120

* cited by examiner

Primary Examiner — Karen S Acker


(57) **CLAIM**

We claim the ornamental design for a yoga mat, as shown and described.

DESCRIPTION

FIG. 1: Top view of a yoga mat showing my new design;
FIG. 2: Bottom view thereof;
FIG. 3: Frontal view thereof; and,
FIG. 4: Rear view thereof;
FIG. 5: Longitudinal side view thereof; and,
FIG. 6: Opposite longitudinal side view thereof; and,
FIG. 7: Enlarged perspective view of the yoga mat of FIG. 1 in a coiled configuration.

1 Claim, 2 Drawing Sheets






FIG. 1

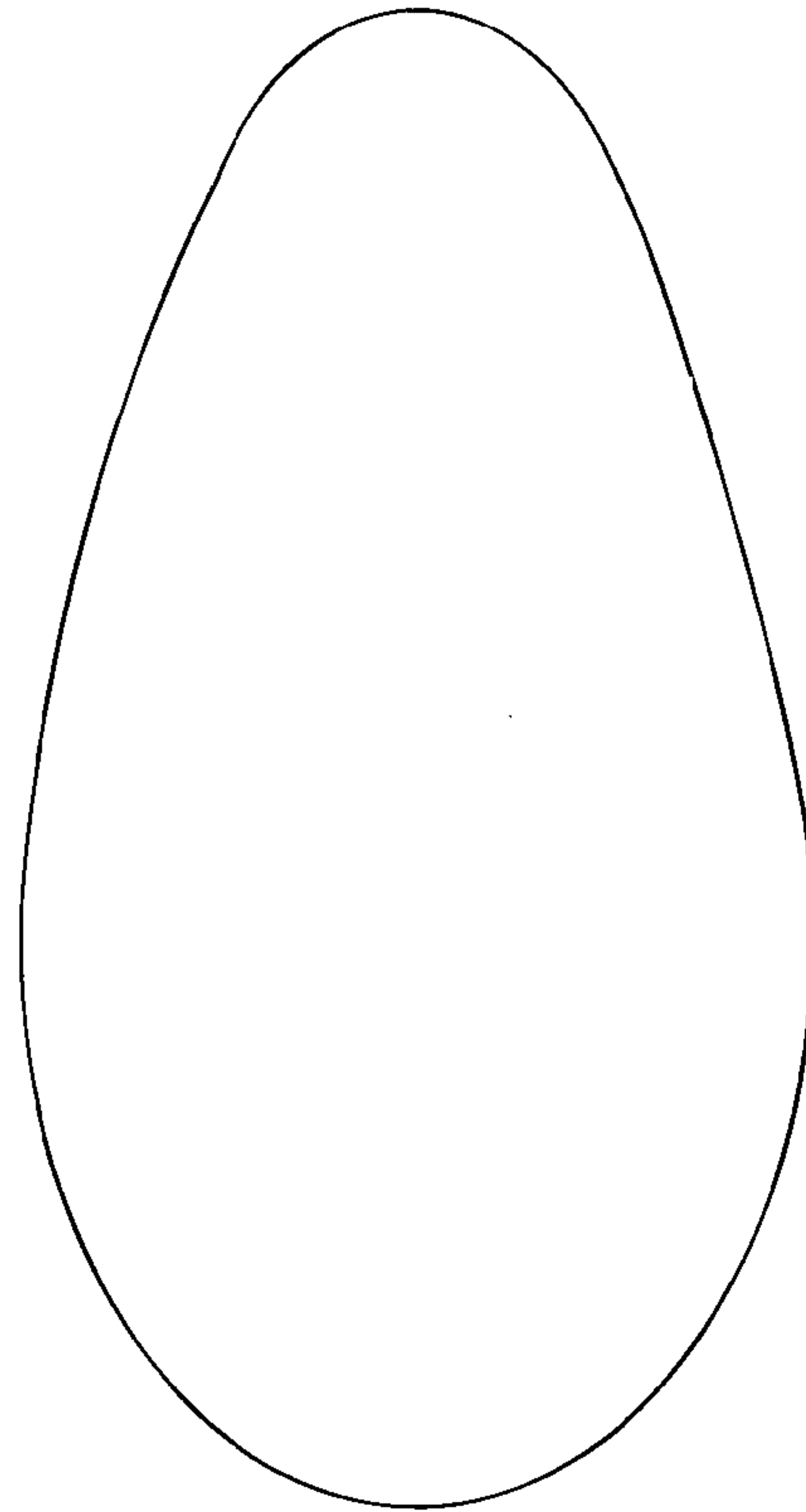


FIG. 2



FIG. 3




FIG. 4

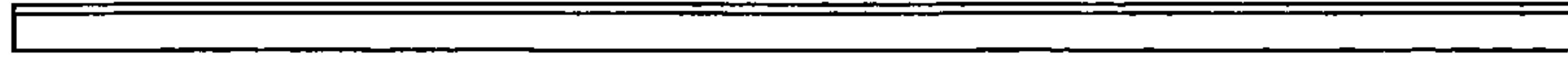


FIG. 5

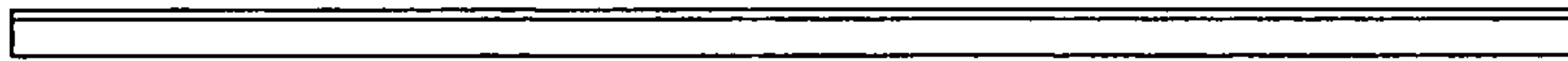


FIG. 6




FIG. 7