



US00D698180S

(12) **United States Design Patent**  
**Cute**

(10) **Patent No.:** **US D698,180 S**

(45) **Date of Patent:** **\*\* Jan. 28, 2014**

(54) **POT HOLDER**

(71) Applicant: **Sun Hill Industries, Inc.**, Fairfield, CA  
(US)

(72) Inventor: **Joseph E. Cute**, Geneva, IL (US)

(73) Assignee: **Sun Hill Industries, Inc.**, Fairfield, CA  
(US)

(\*\*) Term: **14 Years**

(21) Appl. No.: **29/433,398**

(22) Filed: **Sep. 28, 2012**

(51) **LOC (10) Cl.** ..... **11-02**

(52) **U.S. Cl.**  
USPC ..... **D6/403**

(58) **Field of Classification Search**  
USPC ..... D6/403-405, 556-558; D8/1;  
D11/143-156, 164; D19/77, 80, 81,  
D19/84; D25/100; D26/9-11, 16, 19;  
D34/1, 2, 4-6; D99/5, 19; 47/17, 32.4,  
47/32.5, 32.7, 33, 39, 41.01, 41.1,  
47/41.11-41.15, 44-47, 65, 65.5, 65.9,  
47/66.1, 66.2, 66.6, 66.7, 67-71

See application file for complete search history.

(56) **References Cited**

U.S. PATENT DOCUMENTS

|           |   |   |         |            |       |         |
|-----------|---|---|---------|------------|-------|---------|
| D36,086   | S | * | 9/1902  | Olsen      | ..... | D6/403  |
| D63,046   | S | * | 9/1923  | Stuck      | ..... | D6/403  |
| D71,575   | S | * | 12/1926 | Cartwright | ..... | D6/403  |
| 2,001,646 | A | * | 5/1935  | Abitsch    | ..... | D11/143 |
| D250,686  | S | * | 1/1979  | Ashcraft   | ..... | D11/143 |
| D309,587  | S | * | 7/1990  | Vicenes    | ..... | D11/149 |
| D434,247  | S | * | 11/2000 | Rosenberg  | ..... | D6/403  |
| D447,358  | S | * | 9/2001  | Cavero     | ..... | D6/403  |
| D497,494  | S | * | 10/2004 | Tseng      | ..... | D6/403  |
| D504,790  | S | * | 5/2005  | Ramsey     | ..... | D6/403  |
| D542,567  | S | * | 5/2007  | Lepkowski  | ..... | D6/404  |
| D578,036  | S | * | 10/2008 | Dea        | ..... | D11/149 |
| D658,906  | S | * | 5/2012  | Cute       | ..... | D6/403  |

\* cited by examiner

*Primary Examiner* — Garth Rademaker

(74) *Attorney, Agent, or Firm* — Riverside Law LLP

(57) **CLAIM**

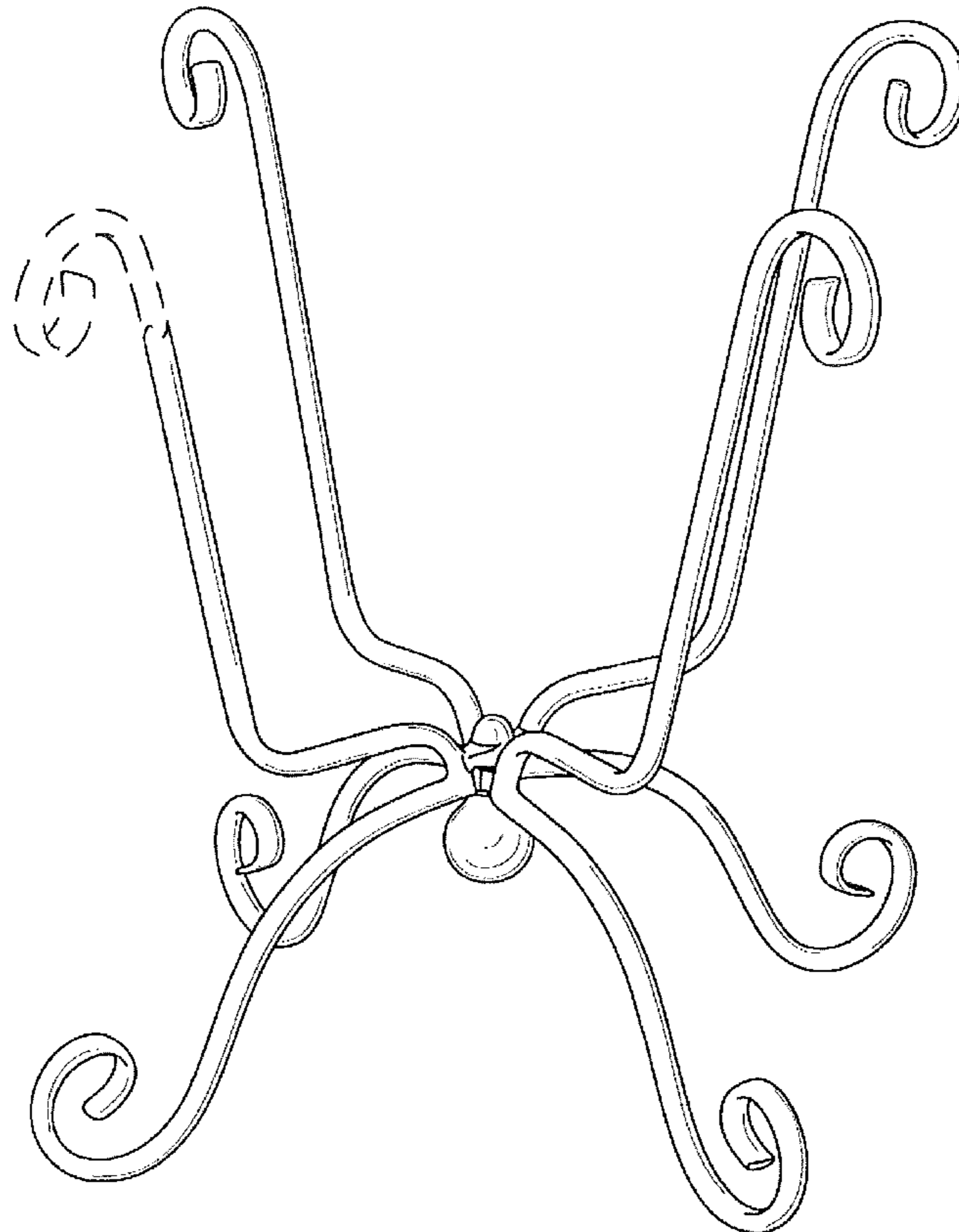
I claim the ornamental design for a pot holder, as shown and described.

**DESCRIPTION**

FIG. 1 is a perspective view of a pot holder; and, FIG. 2 is a front view thereof.

The broken lines depict a portion of the pot holder which forms no part of the claimed design.

**1 Claim, 2 Drawing Sheets**



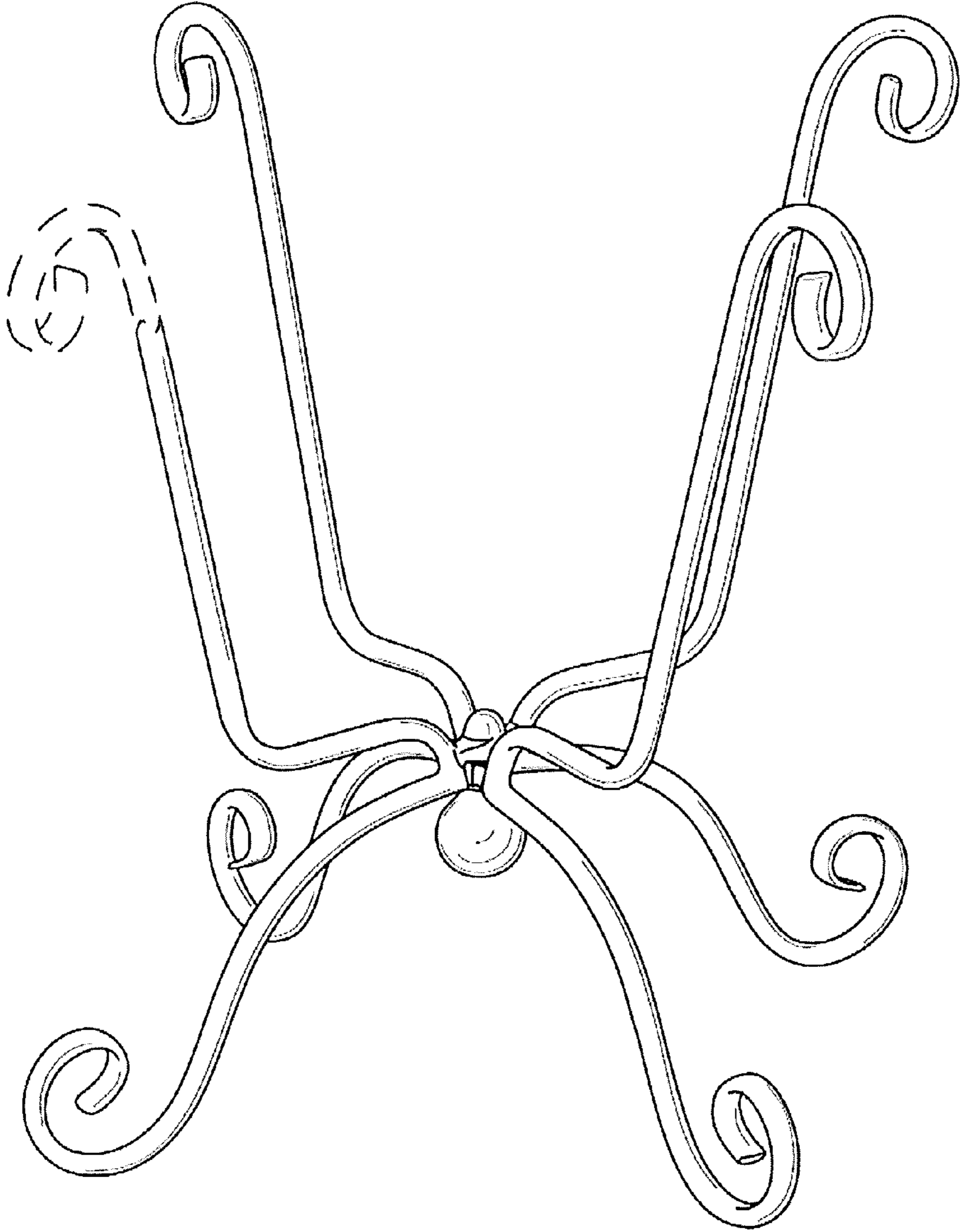


Figure 1

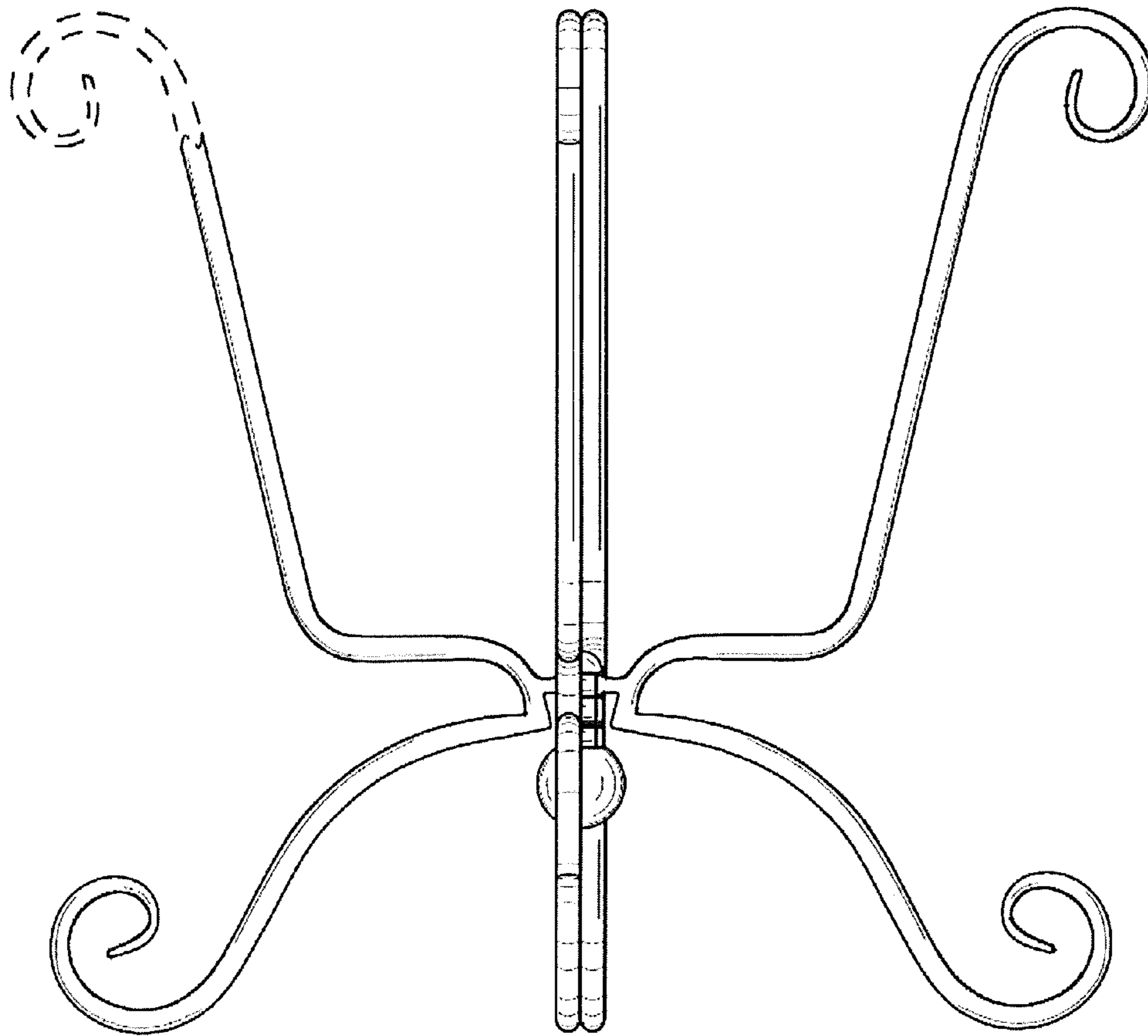


Figure 2