

US00D698178S

(12) **United States Design Patent**
Nguyen et al.

(10) **Patent No.:** **US D698,178 S**
(45) **Date of Patent:** **** Jan. 28, 2014**

- (54) **LOUNGE FURNITURE**
- (71) Applicant: **Steelcase Inc.**, Grand Rapids, MI (US)
- (72) Inventors: **Huu-Toan Antoine Nguyen**, Milan (IT);
Robert Arko, San Francisco, CA (US);
Jesse Menayan, Sausalito, CA (US)
- (73) Assignee: **Steelcase Inc.**, Grand Rapids, MI (US)
- (**) Term: **14 Years**
- (21) Appl. No.: **29/456,111**
- (22) Filed: **May 29, 2013**
- (51) **LOC (10) Cl.** **06-01**
- (52) **U.S. Cl.**
USPC **D6/381**
- (58) **Field of Classification Search**
USPC D6/334–338, 349, 355, 361, 368–370,
D6/376, 379–381, 492, 500–502, 601, 716,
D6/716.1, 716.4, 377, 378; 297/16.1, 42,
297/94, 135, 175, 232, 233, 350, 351,
297/445.1, 448.1, 448.2, 451.9; 5/12.1,
5/12.2

See application file for complete search history.

(56) **References Cited**

U.S. PATENT DOCUMENTS

D169,911 S	6/1952	Netzer	
D170,190 S	4/1953	Glass	
D181,845 S	3/1957	Frey	
D186,308 S	10/1959	Knoll	
2,985,892 A	5/1961	Garrigus et al.	
D190,805 S	7/1961	Deskey	
D220,997 S	6/1971	Svezia	
3,811,728 A	5/1974	Redemske	
D239,580 S *	4/1976	Robertson D6/381

D241,485 S	9/1976	Blodee	
D247,595 S *	3/1978	Corson et al. D6/381
4,188,066 A	2/1980	Terenzoni	
D255,513 S *	6/1980	Collins D6/377
D272,968 S	3/1984	Fairaizen	
D273,254 S	4/1984	Fairaizen	
D279,237 S *	6/1985	Balonick D6/335
D283,562 S	4/1986	Raftery	
D284,142 S	6/1986	Raftery	
D290,559 S	6/1987	Raftery	
D291,949 S	9/1987	Hendrick	
D335,035 S	4/1993	Floyd	
D360,310 S	7/1995	Stamberg et al.	
D448,580 S	10/2001	Carlson	
D448,946 S	10/2001	Goetz	
D455,574 S	4/2002	Rosson et al.	
D457,737 S	5/2002	Citterio	
6,447,067 B1	9/2002	Williams et al.	

(Continued)

Primary Examiner — Sandra Snapp

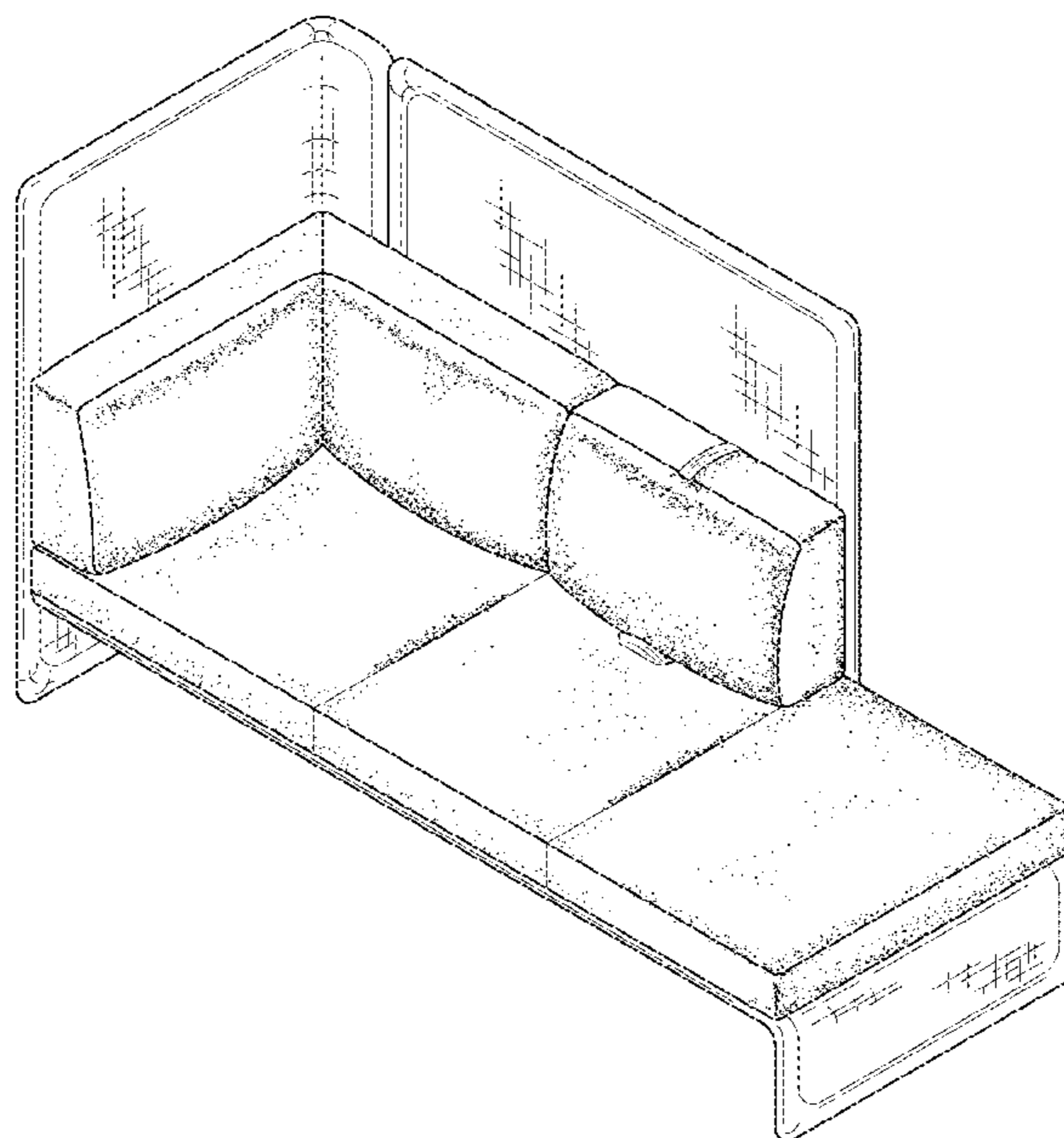
(57) **CLAIM**

We claim the ornamental design for the lounge furniture, as shown and described.

DESCRIPTION

FIG. 1 is a front perspective view of a lounge furniture;
 FIG. 2 is a rear perspective view of the lounge furniture of FIG. 1;
 FIG. 3 is a front view of the lounge furniture of FIG. 1;
 FIG. 4 is a rear view of the lounge furniture of FIG. 1;
 FIG. 5 is a right side view of the lounge furniture of FIG. 1;
 FIG. 6 is a left side view of the lounge furniture of FIG. 1;
 FIG. 7 is a top view of the lounge furniture of FIG. 1; and,
 FIG. 8 is a bottom view of the lounge furniture of FIG. 1.
 The dashed lines are for purposes of illustrating environmental structure and form no part of the claimed design.

1 Claim, 6 Drawing Sheets



(56)

References Cited

U.S. PATENT DOCUMENTS

D466,312 S	12/2002	Hutton		D544,237 S	6/2007	Nemschoff	
D473,062 S	4/2003	Natuzzi et al.		D545,070 S	6/2007	Hutton	
D473,723 S	4/2003	Pesso		D553,867 S	10/2007	Williams et al.	
D476,819 S	7/2003	Williams et al.		D558,993 S	1/2008	Saint-Jalmes et al.	
D480,883 S	10/2003	Williams et al.		D559,003 S	1/2008	Lissoni	
D482,535 S	11/2003	Williams et al.		D560,919 S	2/2008	Simons, Jr.	
D482,536 S	11/2003	Williams et al.		D562,022 S	* 2/2008	Hackethal et al. D6/381
D484,712 S	* 1/2004	Gomez D6/377	D565,857 S	4/2008	Nemschoff	
D484,713 S	* 1/2004	Gomez D6/381	D566,416 S	4/2008	Mourgue	
D486,652 S	2/2004	Nemeth		D566,980 S	4/2008	Mourgue	
D487,998 S	4/2004	Natuzzi		D567,526 S	4/2008	Williams et al.	
D498,064 S	11/2004	Gomez		D569,112 S	5/2008	Swanson	
D508,615 S	* 8/2005	Natuzzi D6/361	D577,211 S	9/2008	Natuzzi	
D513,564 S	1/2006	Nobles et al.		D586,131 S	2/2009	Cramer et al.	
D520,263 S	5/2006	Nobles et al.		D586,156 S	2/2009	Schweikarth et al.	
D525,460 S	7/2006	Nobles et al.		D587,918 S	3/2009	Bergman et al.	
D525,802 S	8/2006	Spear		D600,466 S	9/2009	Cramer et al.	
D530,105 S	10/2006	Pesso		7,648,197 B1	1/2010	Delmestri	
D533,365 S	12/2006	Martin		D624,328 S	9/2010	Grandin et al.	
D534,007 S	* 12/2006	Nicoletti D6/381	D628,403 S	12/2010	Starck	
D538,549 S	3/2007	Spear		D639,083 S	6/2011	Martin	
D539,561 S	4/2007	Martin		D644,048 S	8/2011	Blomstrom	
				D651,416 S	1/2012	Martin et al.	
				2005/0140184 A1	6/2005	Williams et al.	

* cited by examiner

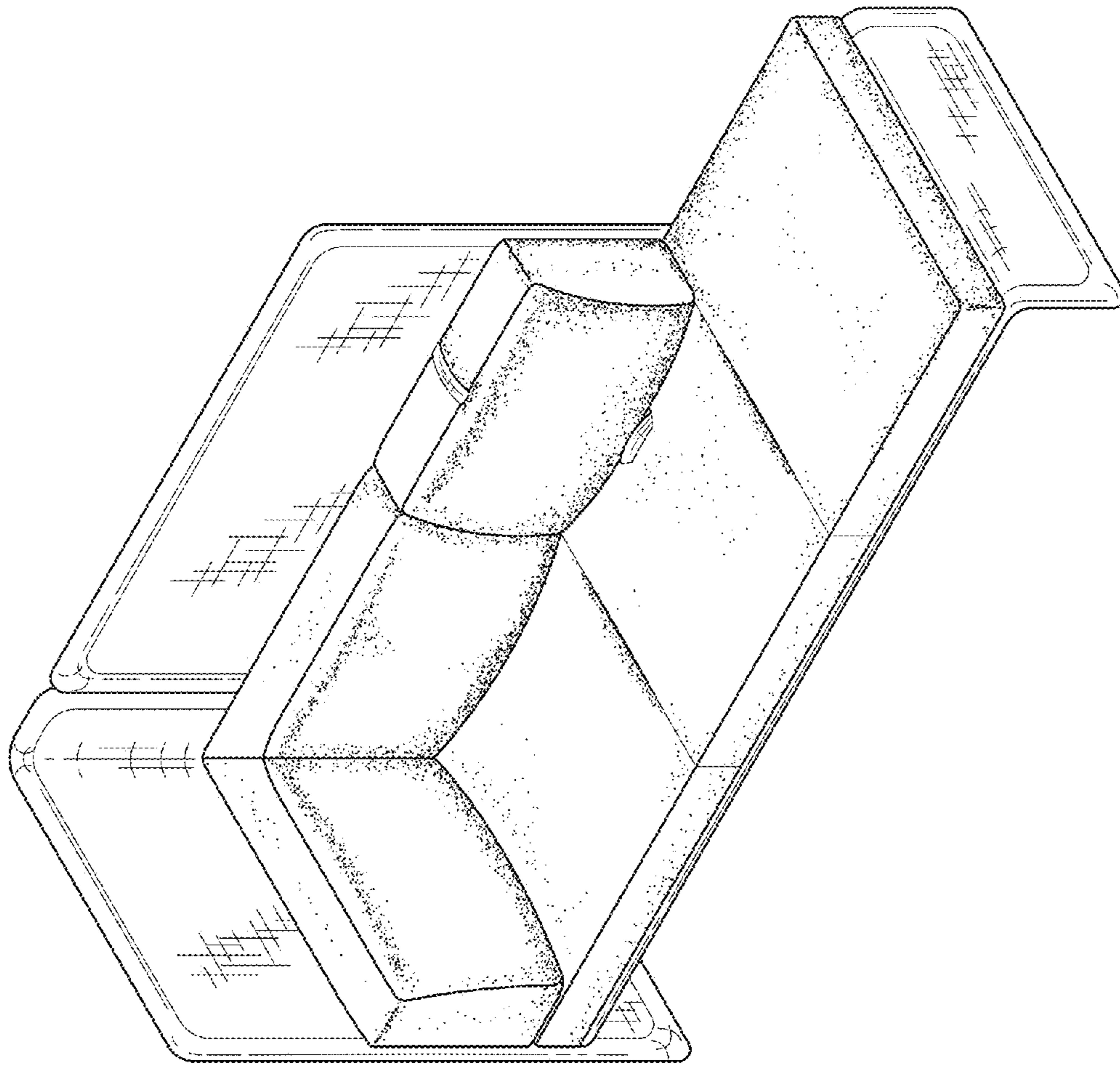


FIG. 1

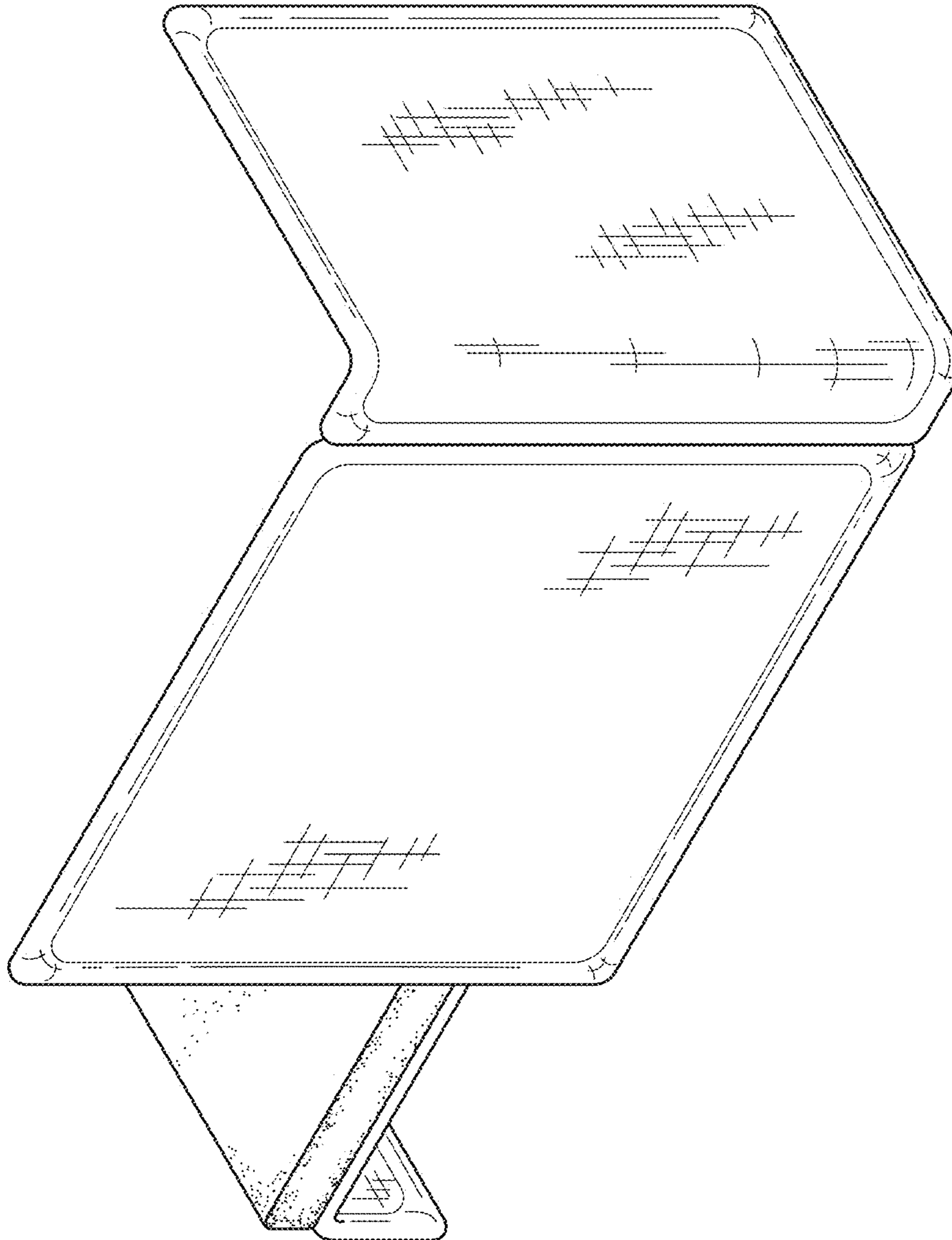


FIG. 2

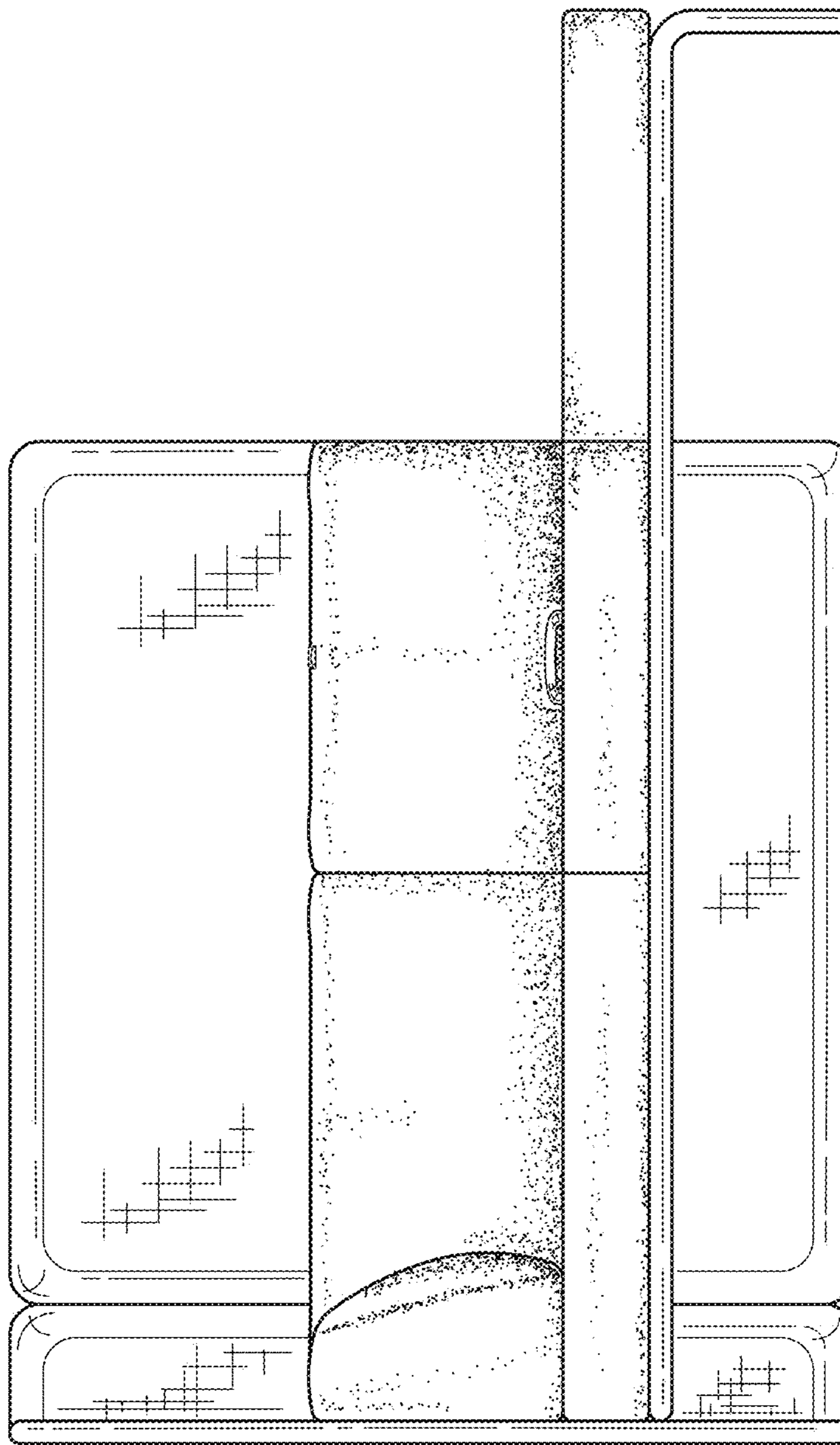


FIG. 3

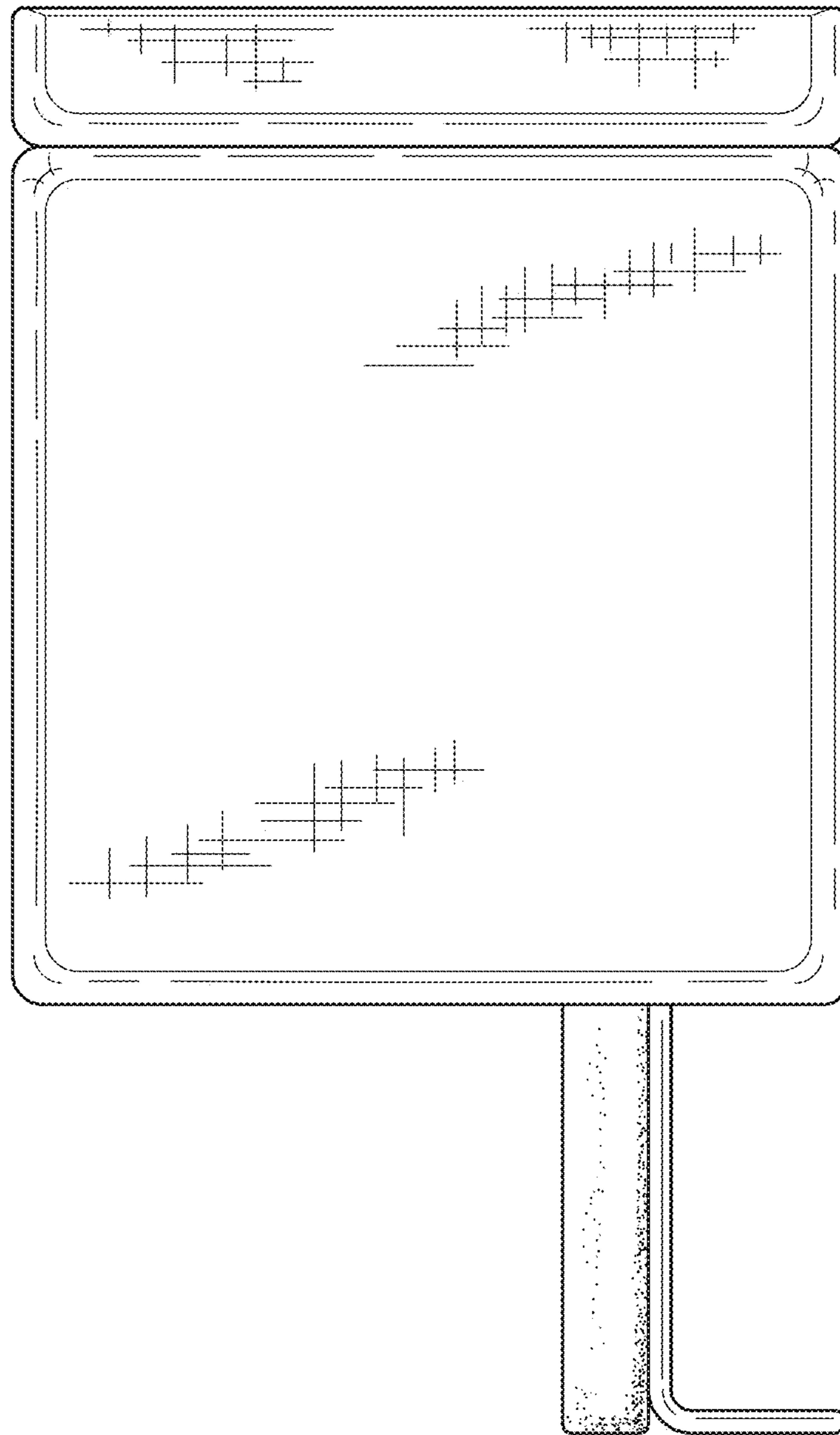


FIG. 4

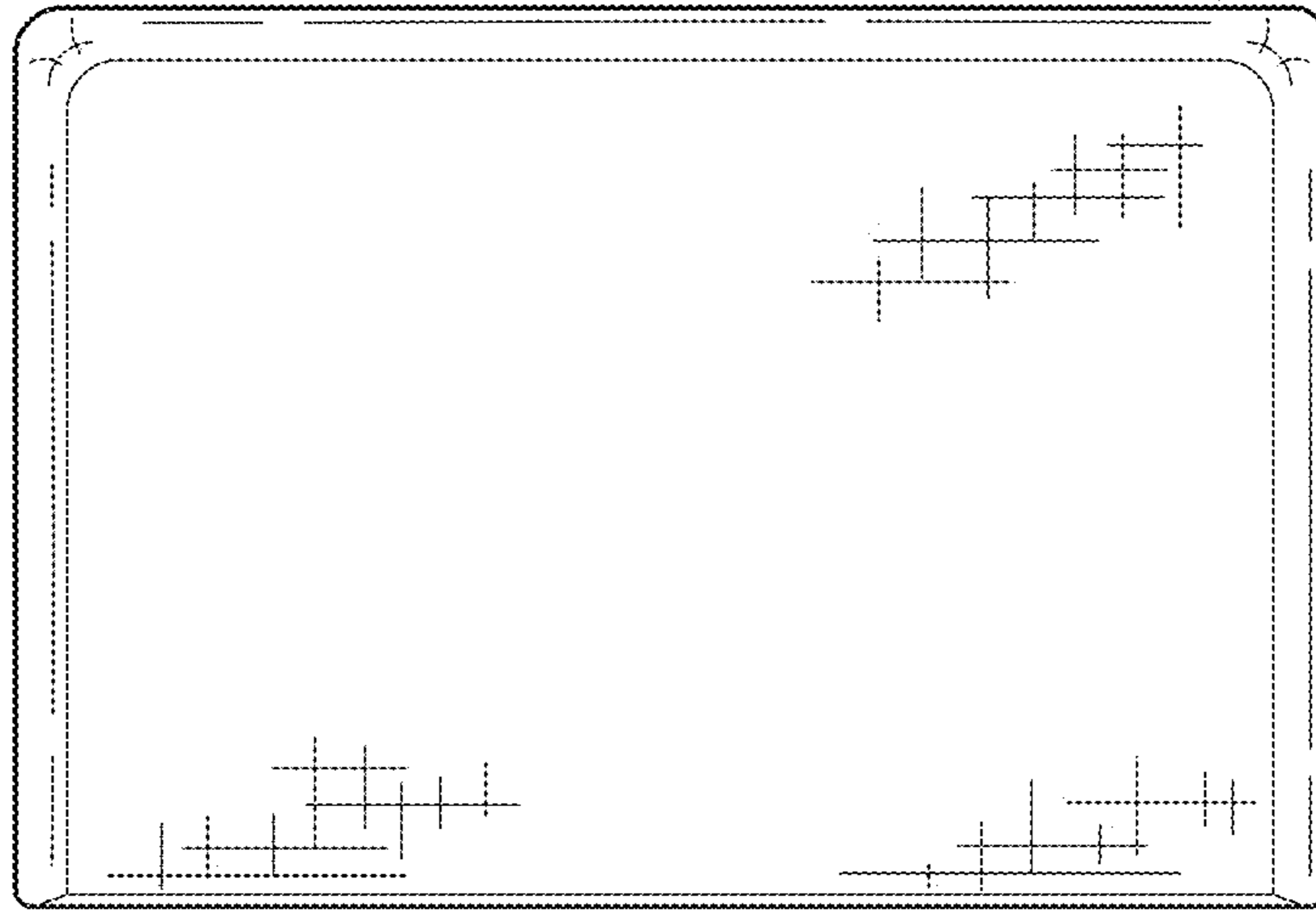


FIG. 6

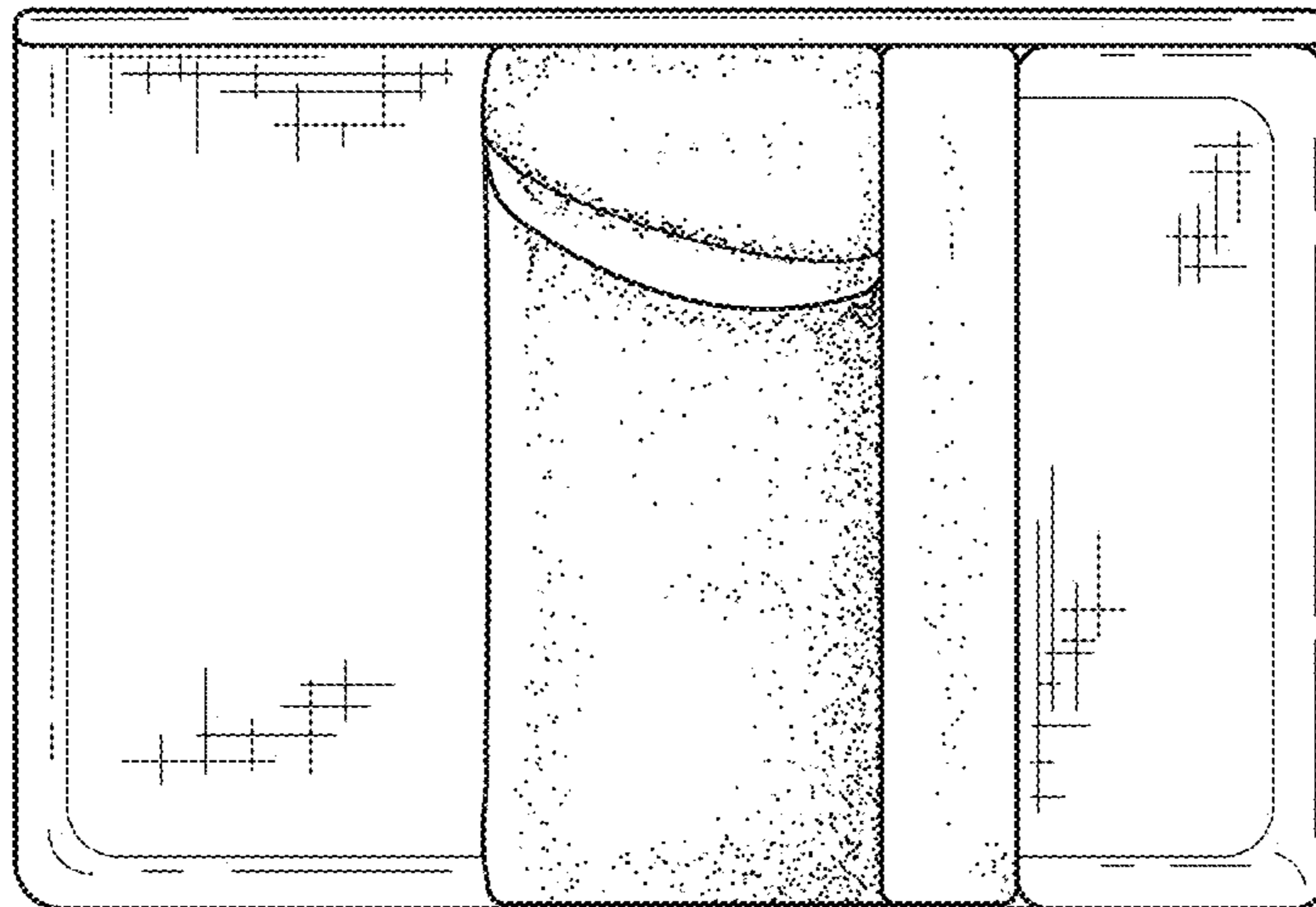


FIG. 5

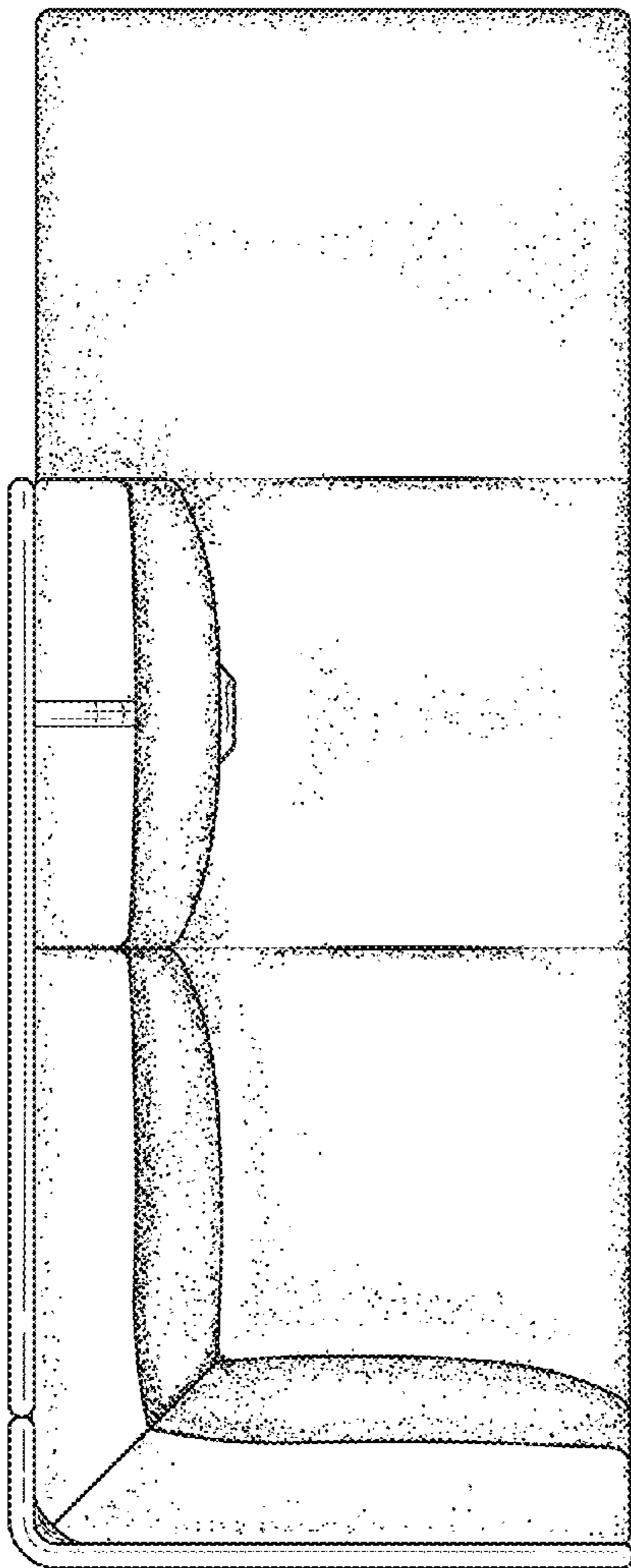


FIG. 7




FIG. 8