



US00D698173S

(12) **United States Design Patent**
Caldwell

(10) **Patent No.:** **US D698,173 S**
(45) **Date of Patent:** **** Jan. 28, 2014**

(54) **CHAIR**

(71) Applicant: **John Caldwell**, San Marino, CA (US)

(72) Inventor: **John Caldwell**, San Marino, CA (US)

(**) Term: **14 Years**

(21) Appl. No.: **29/454,285**

(22) Filed: **May 8, 2013**

(51) **LOC (10) Cl.** **06-01**

(52) **U.S. Cl.**
USPC **D6/378**

(58) **Field of Classification Search**
USPC D6/334–336, 364, 371–373, 374, 375,
D6/377, 378, 381, 716, 716.1, 716.2,
D6/716.3, 716.4; 297/232, 440.1, 451.8,
297/452.18, 452.19, 452.48, 452.63
See application file for complete search history.

(56) **References Cited**

U.S. PATENT DOCUMENTS

D259,600 S	*	6/1981	Marks	D6/378
D262,166 S	*	12/1981	Aronowitz et al.	D6/378
D280,153 S	*	8/1985	Hopfer	D6/378
D289,831 S	*	5/1987	Leib	D6/334
D454,441 S	*	3/2002	Bermudez et al.	D6/378
D577,925 S	*	10/2008	Gomez	D6/378
D669,702 S	*	10/2012	Barefoot	D6/378

* cited by examiner

Primary Examiner — Mimosa De

(74) *Attorney, Agent, or Firm* — Lott & Fischer, PL


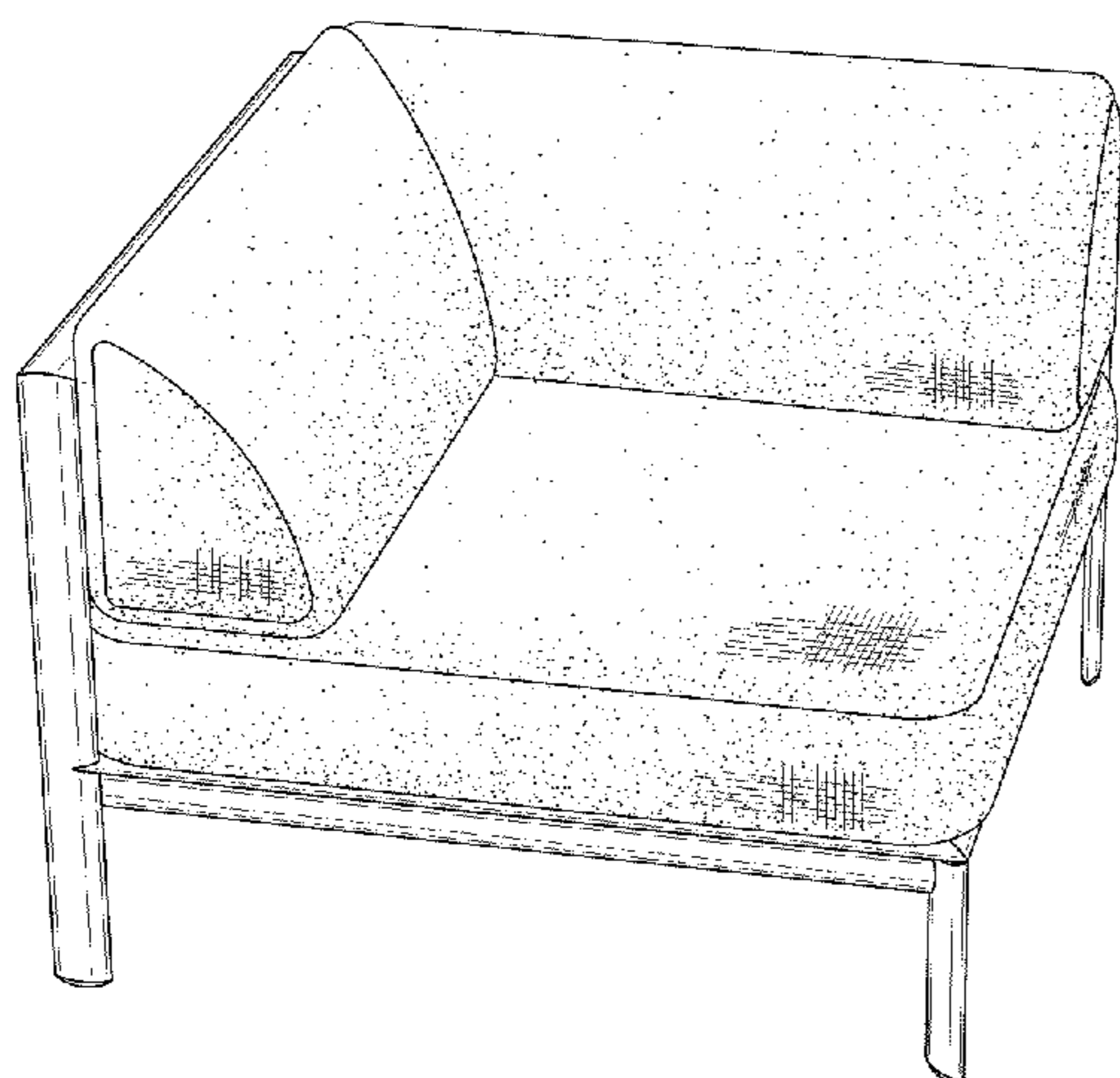
(57) **CLAIM**

The ornamental design for a chair, substantially as shown and described.

DESCRIPTION

FIG. 1 is a front perspective view of my new design;
 FIG. 2 is a front elevational view of the design of FIG. 1;
 FIG. 3 is a rear elevational view of the design of FIG. 1;
 FIG. 4 is a left side elevational view of the design of FIG. 1;
 FIG. 5 is a right side elevational view of the design of FIG. 1;
 FIG. 6 is a top view of the design of FIG. 1;
 FIG. 7 is a bottom view of the design of FIG. 1.
 FIG. 8 is a front perspective view of the design of FIG. 1 with cushions removed;
 FIG. 9 is a front elevational view of the design of FIG. 1 with cushions removed;
 FIG. 10 is a rear elevational view of the design of FIG. 1 with cushions removed;
 FIG. 11 is a left side elevational view of the design of FIG. 1 with cushions removed;
 FIG. 12 is a right side elevational view of the design of FIG. 1 with cushions removed;
 FIG. 13 is a top view of the design of FIG. 1 with cushions removed; and,
 FIG. 14 is a bottom view of the design of FIG. 1 with cushions removed.
 FIGS. 8-14 are shown without cushions for ease of illustration.

1 Claim, 14 Drawing Sheets



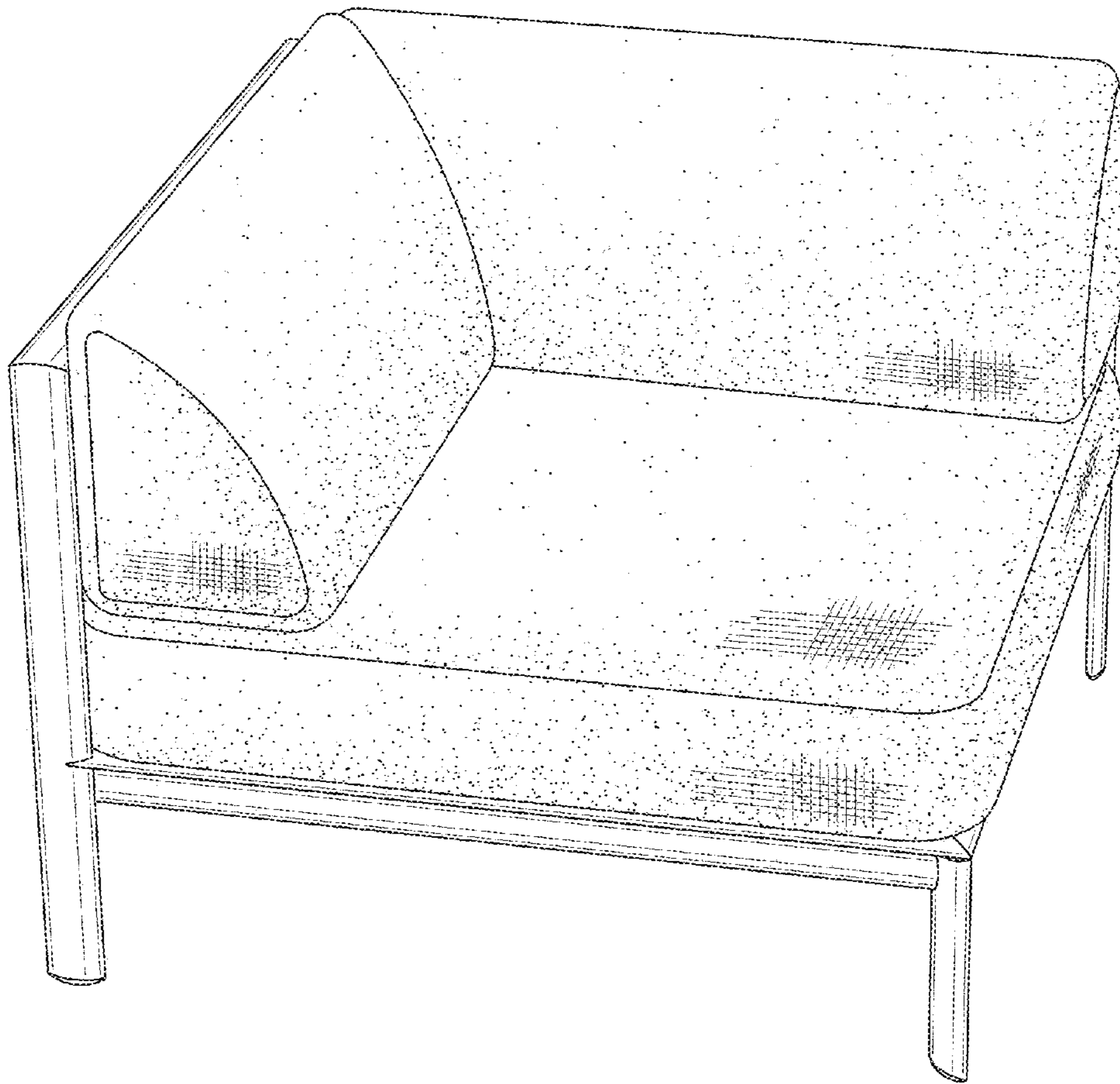


FIG. 1

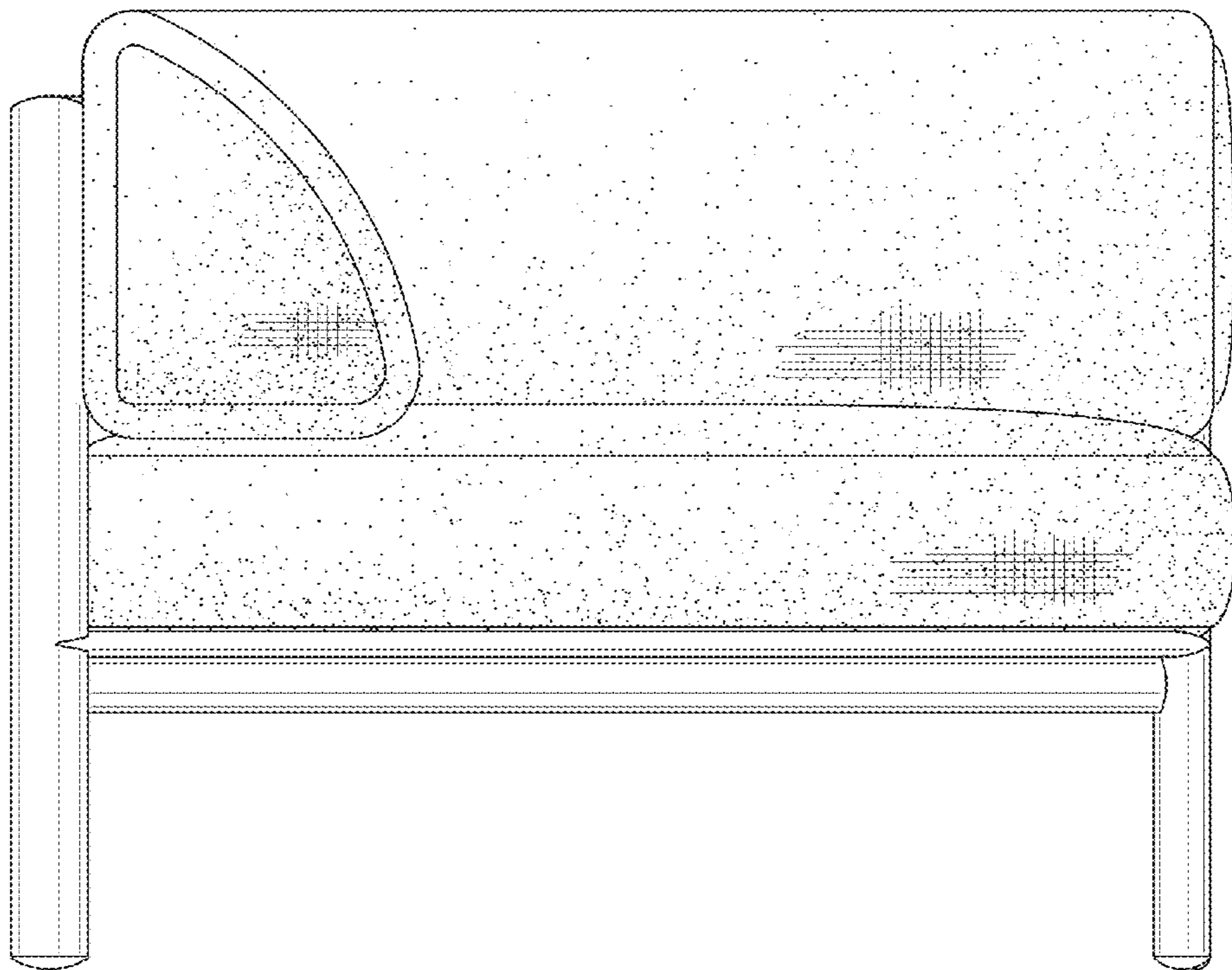


FIG. 2




FIG. 3




FIG. 4

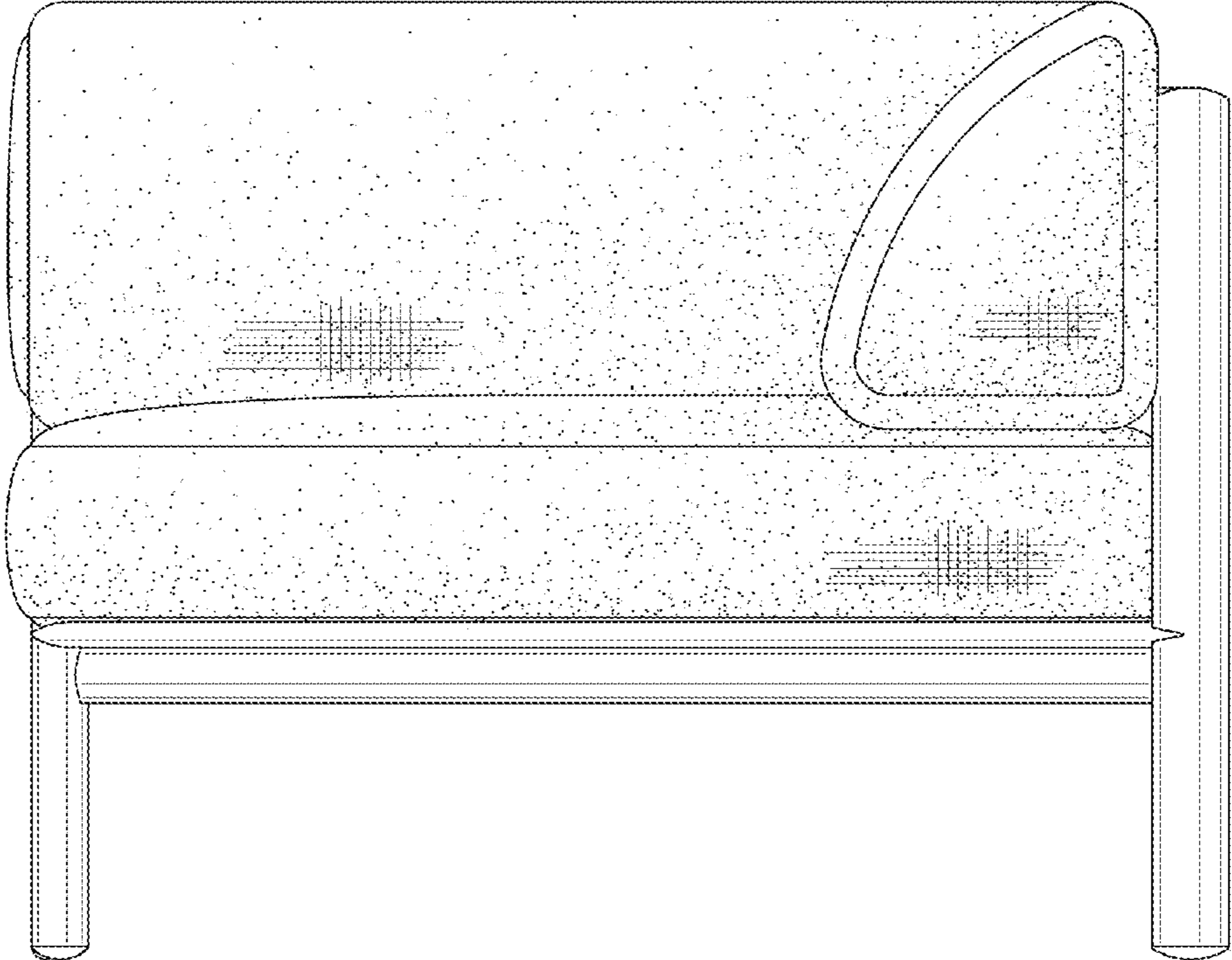


FIG. 5




FIG. 6

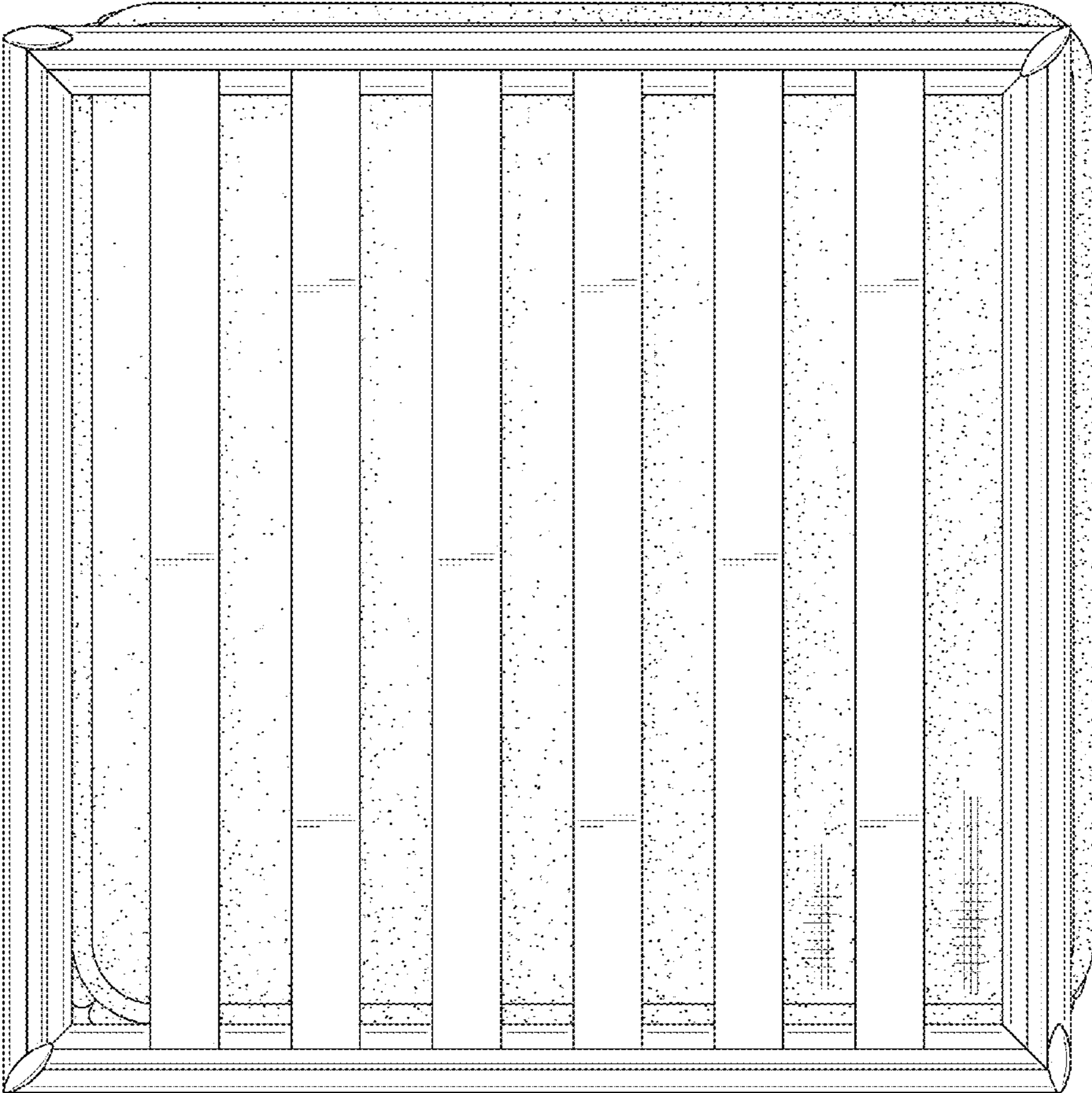


FIG. 7




FIG. 8




FIG. 9




FIG. 10




FIG. 11




FIG. 12




FIG. 13

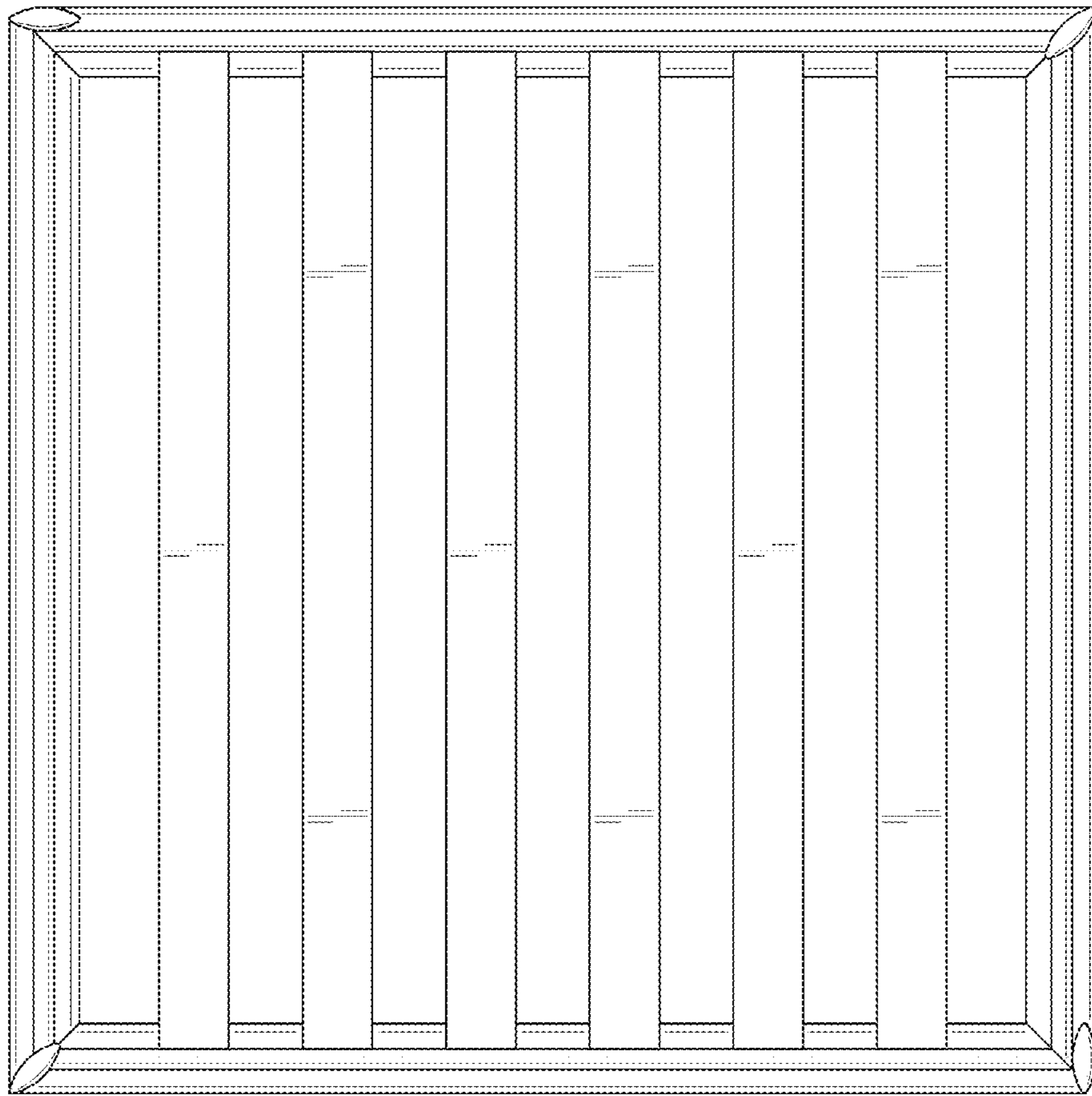


FIG. 14