



US00D698168S

(12) **United States Design Patent**
Pouzet

(10) **Patent No.:** **US D698,168 S**
(45) **Date of Patent:** **** Jan. 28, 2014**

(54) **CHAIR**

(71) Applicant: **Daniel Pouzet**, Draguignan (FR)

(72) Inventor: **Daniel Pouzet**, Draguignan (FR)

(73) Assignee: **Dedon GmbH**, Luneburg (DE)

(**) Term: **14 Years**

(21) Appl. No.: **29/434,713**

(22) Filed: **Oct. 16, 2012**

(30) **Foreign Application Priority Data**

Jul. 30, 2012 (EP) 002081364-0003

(51) **LOC (10) Cl.** **06-01**

(52) **U.S. Cl.**
USPC **D6/369**

(58) **Field of Classification Search**

USPC D6/334-336, 347, 364, 369, 370,
D6/371-373, 374, 375, 716, 716.1, 716.2,
D6/716.3, 716.4; D21/521; D30/118;
297/411.41, 445.1, 446.1, 451.9,
297/452.12, 452.19, 452.63, 452.64

See application file for complete search history.

(56) **References Cited**

U.S. PATENT DOCUMENTS

D309,199 S * 7/1990 McMahon D30/118
5,695,253 A * 12/1997 Jenkins 297/452.64
D557,514 S * 12/2007 Lohle D6/369
D660,034 S * 5/2012 Frety et al. D6/369
D679,104 S * 4/2013 Pouzet D6/347

* cited by examiner

Primary Examiner — Mimoso De

(74) *Attorney, Agent, or Firm* — C. Brandon Browning;
Maynard, Cooper & Gale, PC

(57) **CLAIM**

The ornamental design for a chair, as shown and described.

DESCRIPTION

FIG. 1 is a perspective view showing a chair in accordance with the invention.

FIG. 2 is a front elevational view of the chair of FIG. 1;


FIG. 3 is a rear elevational view of the chair of FIG. 1;

FIG. 4 is a side elevational view of the chair of FIG. 1;

FIG. 5 is a side elevational view of the side opposite that shown in FIG. 4; and,

FIG. 6 is a top plan view of the chair of FIG. 1.

1 Claim, 6 Drawing Sheets






FIG. 1




FIG. 2




FIG. 3

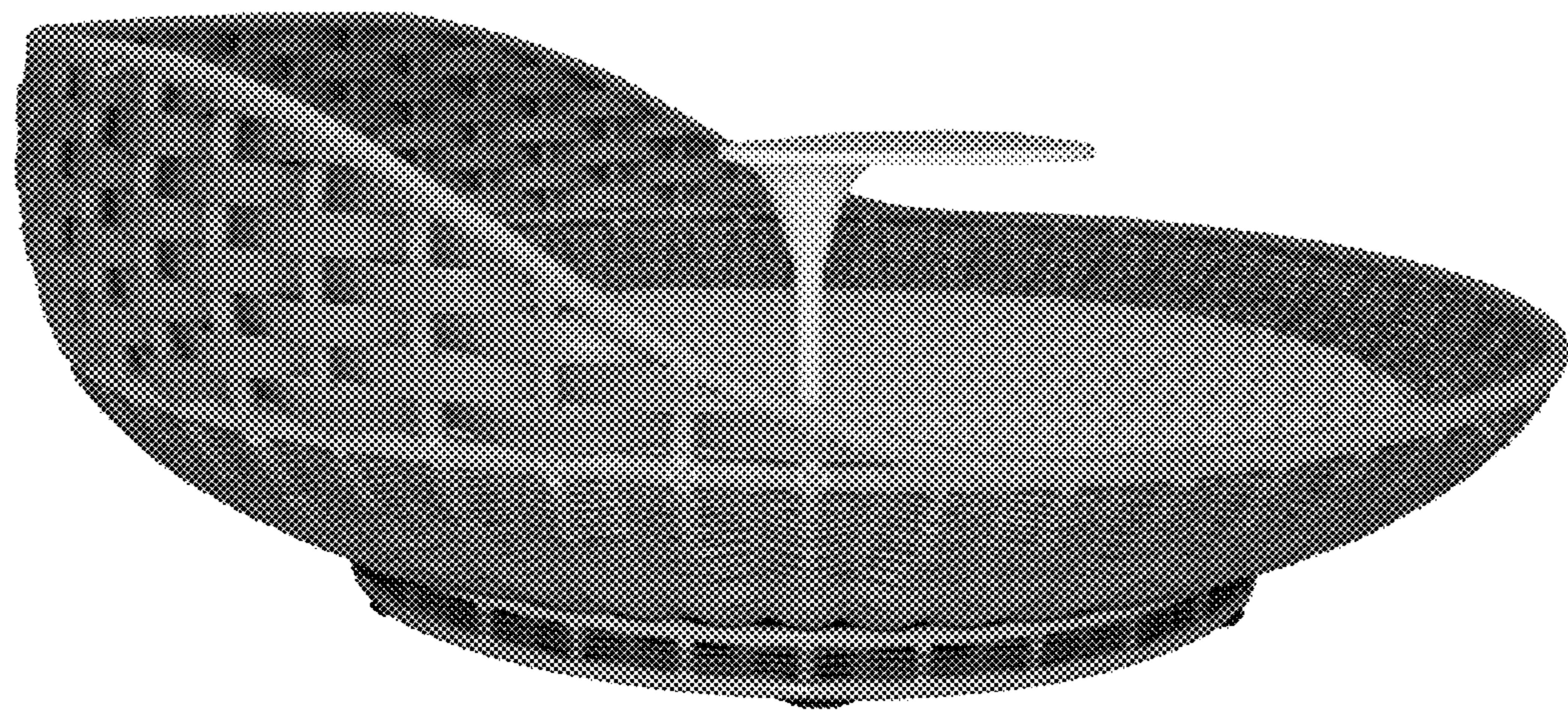


FIG. 4

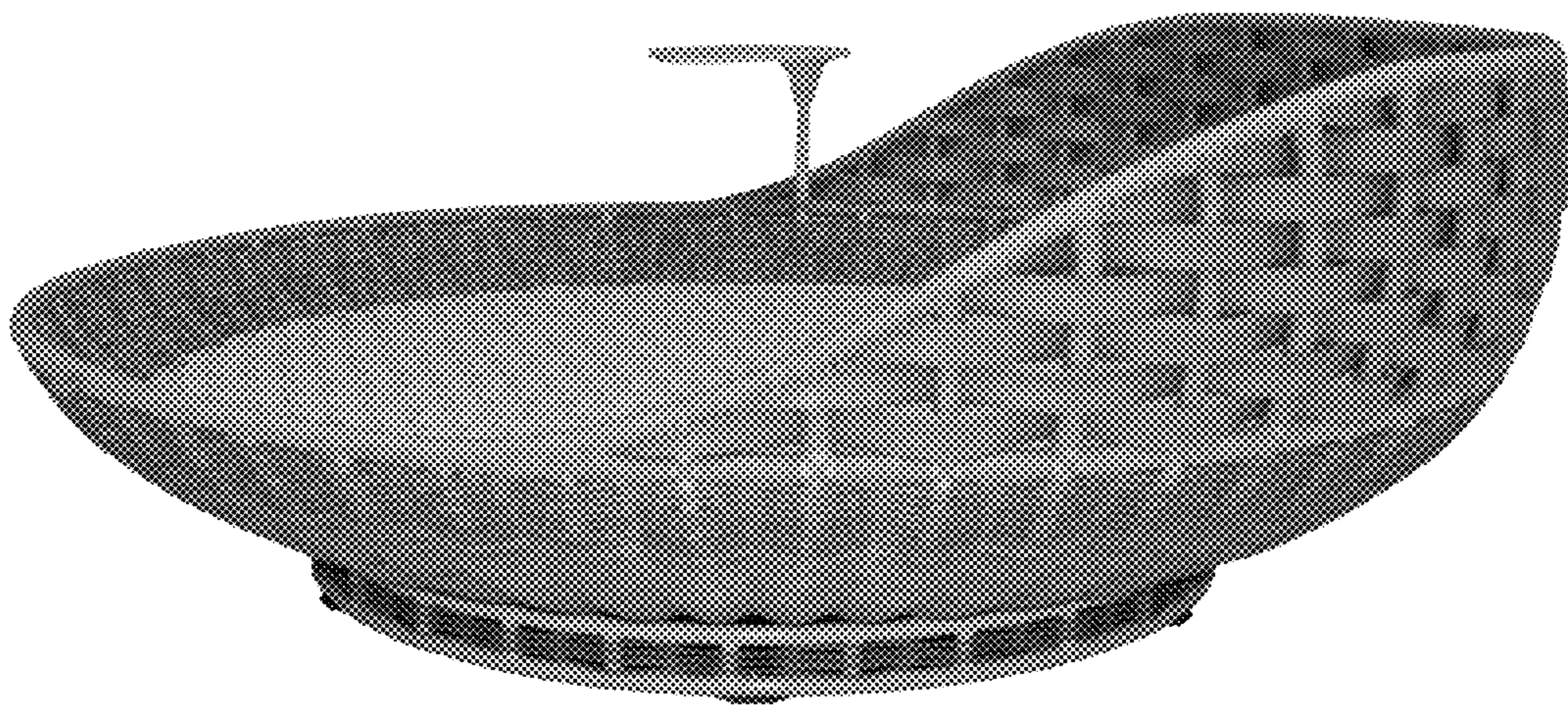


FIG. 5




FIG. 6