



US00D698158S

(12) **United States Design Patent**
Lee et al.

(10) **Patent No.:** **US D698,158 S**
(45) **Date of Patent:** **** Jan. 28, 2014**

(54) **ORAL CARE IMPLEMENT**

(71) Applicant: **Colgate-Palmolive Company**, New York, NY (US)

(72) Inventors: **David Lee**, East Brunswick, NJ (US); **Yu Liu**, Wuxi (CN); **Xiang Ji Ding**, YangZhou (CN); **Yan Mei Ji**, YangZhou (CN); **Ran Zhang**, YangZhou (CN); **Wen Jin Xi**, Shanghai (CN)

(73) Assignee: **Colgate-Palmolive Company**, New York, NY (US)

(**) Term: **14 Years**

(21) Appl. No.: **29/451,668**

(22) Filed: **Apr. 5, 2013**

Related U.S. Application Data

(62) Division of application No. 29/364,943, filed on Jun. 30, 2010, now Pat. No. Des. 679,504.

(51) **LOC (10) Cl.** **04-02**

(52) **U.S. Cl.**
USPC **D4/104**

(58) **Field of Classification Search**
USPC D4/101, 104-112, 134, 138; 15/143.1, 15/167.1, 167.2; 132/308-311; 601/139, 601/141; 606/161
See application file for complete search history.

(56) **References Cited**

U.S. PATENT DOCUMENTS

5,392,483 A 2/1995 Heinzelman et al.
D418,981 S 1/2000 Cheong et al.
D462,525 S 9/2002 Grau et al.
D587,905 S 3/2009 Wong

FOREIGN PATENT DOCUMENTS

CN 3066232 10/1997
CN 3241709 6/2002

CN 3293637 5/2003
CN 300851062 11/2008
CN 300930265 5/2009
EM 000065255-0001 11/2003
EM 000061387-0001 12/2003
EM 000065677-0002 1/2004

(Continued)

OTHER PUBLICATIONS

CN 300734324 Registered Design Application, (Li, Zhiming) Jan. 23, 2008, [online], [retrieved on Mar. 29, 2012] Retrieved from the Questel Intellectual Property Portal Design Database using the Internet: <URL: http://www.orbit.com>.

(Continued)

Primary Examiner — Melanie H Tung
Assistant Examiner — Lavone D Tabor

(74) *Attorney, Agent, or Firm* — Ryan M. Flandro

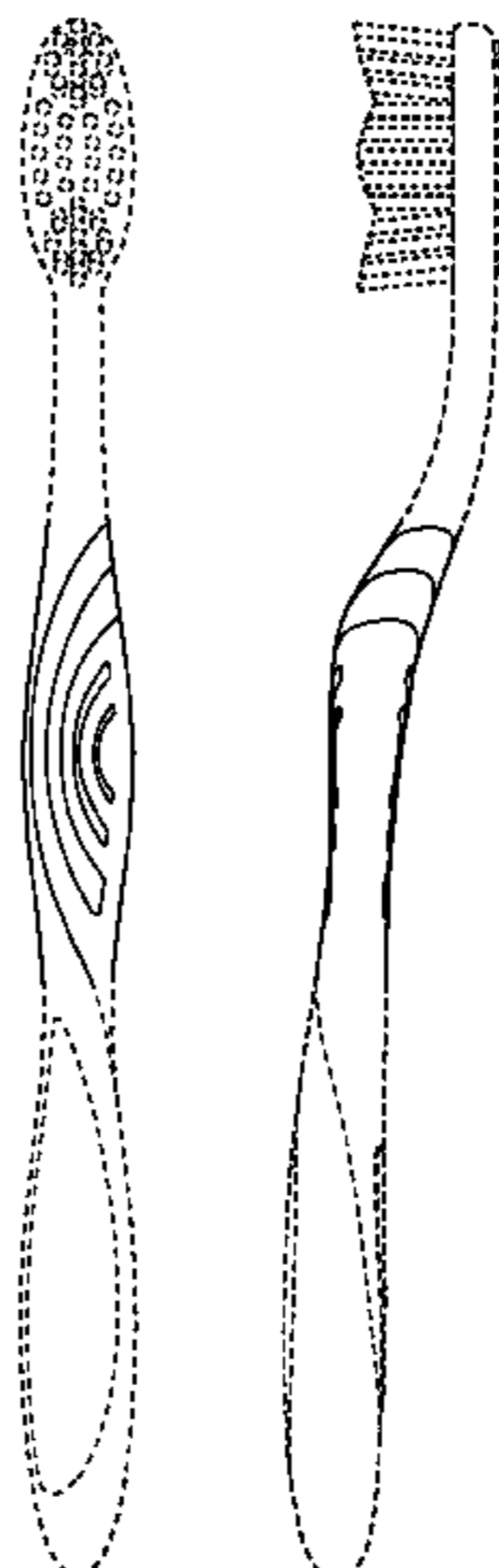
(57) **CLAIM**

The ornamental design for an oral care implement, as shown and described.

DESCRIPTION

FIG. 1 is a right, front perspective view of an oral care implement showing our new design;
FIG. 2 is a left, front perspective view thereof;
FIG. 3 is a right, rear perspective view thereof;
FIG. 4 is a left, rear perspective view thereof;
FIG. 5 is a front view thereof;
FIG. 6 is a rear view thereof;
FIG. 7 is a right side view thereof;
FIG. 8 is a left side view thereof;
FIG. 9 is a top view thereof; and,
FIG. 10 is a bottom view thereof.
The broken lines showing the brush head and the remainder of the handle illustrate portions of the oral care implement that form no part of the claimed design.

1 Claim, 5 Drawing Sheets



(56)

References Cited

FOREIGN PATENT DOCUMENTS

EM	000065677-0014	1/2004
EM	000097415-0005	2/2004
EM	000174701-0001	7/2004
EM	000422258-0001	11/2005
EM	000430293-0001	6/2006
EM	000508023-0001	10/2006
EM	000560578-0001	10/2006
EM	000560578-0002	10/2006
EM	000065677-0001	1/2007
EM	000681069-0001	3/2007
EM	000774070-0001	8/2007
EM	001210926-0003	5/2010
EM	001210926-0006	5/2010
KR	30-0454114 S	6/2007
KR	30-0454115 S	6/2007
MN	19029	10/2005

MX	9296	3/1998
MX	16062	2/2004
MX	21170	7/2006
MX	21700	10/2006
MX	27090	9/2008
MX	27823	3/2009
MX	28473	6/2009
MX	29128	8/2009
MX	29847	11/2009
MX	29848	11/2009

OTHER PUBLICATIONS

CN 300884215 Registered Design Application, (Chen, Xinglong) Feb. 18, 2009, [online], [retrieved on Mar. 29, 2012] Retrieved from the Questel Intellectual Property Portal Design Database using the Internet: <URL: <http://www.orbit.com>>.

CN 301064191 Registered Design Application, (Hou, Longzhong) Nov. 25, 2009, [online], [retrieved on Sep. 29, 2011] Retrieved from the Questel Intellectual Property Portal Design Database using the Internet: <URL: <http://www.orbit.com>>.

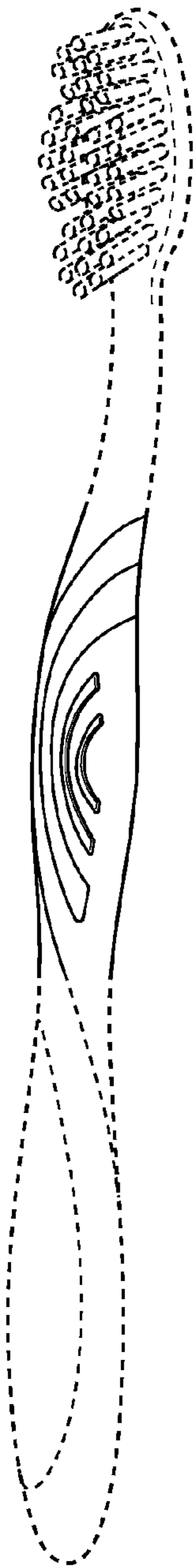


FIG. 1

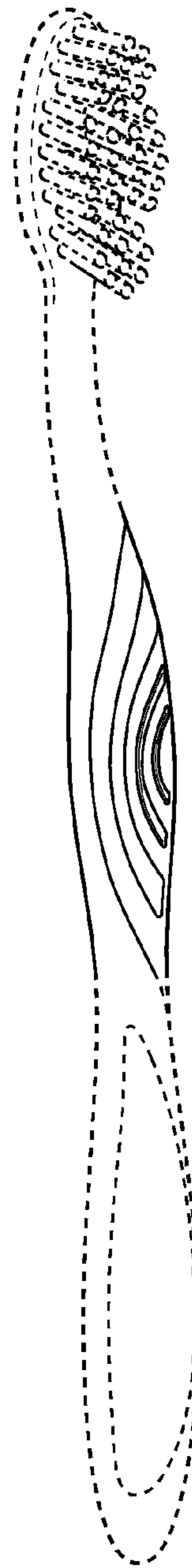


FIG. 2

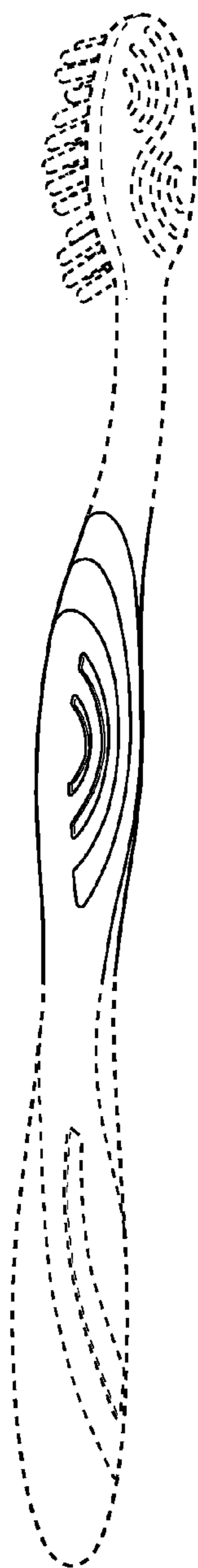


FIG. 3

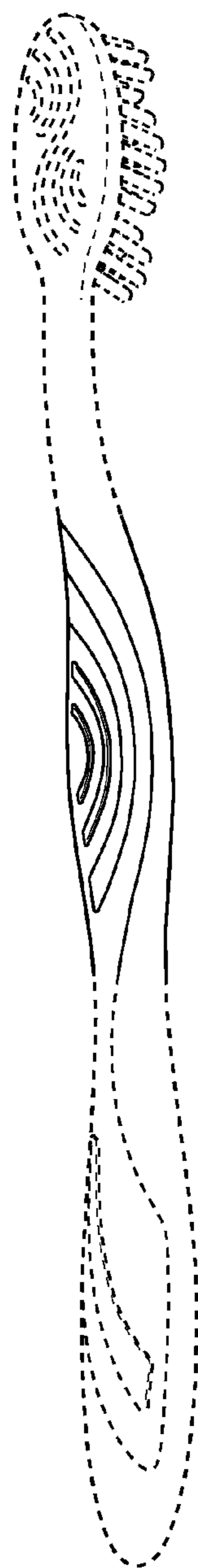


FIG. 4




FIG. 5




FIG. 6



FIG. 7



FIG. 8

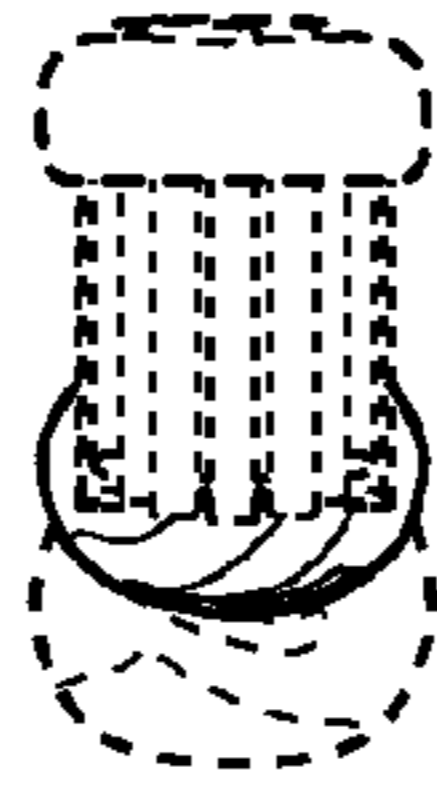


FIG. 9



FIG. 10