

US00D698139S

(12) **United States Design Patent**  
**Wang et al.**

(10) **Patent No.:** **US D698,139 S**

(45) **Date of Patent:** **\*\* \*Jan. 28, 2014**

(54) **DRAWSTRING SOCK**

(75) Inventors: **Alexander Wang**, New York, NY (US);  
**Jennifer Newman**, New York, NY (US)

(73) Assignee: **Alexander Wang Incorporated**, New York, NY (US)

(\*) Notice: This patent is subject to a terminal disclaimer.

(\*\*) Term: **14 Years**

(21) Appl. No.: **29/402,852**

(22) Filed: **Sep. 28, 2011**

**Related U.S. Application Data**

(63) Continuation-in-part of application No. 29/362,185, filed on May 21, 2010, now Pat. No. Des. 646,883.

(51) **LOC (10) Cl.** ..... **02-04**

(52) **U.S. Cl.**

USPC ..... **D2/980**

(58) **Field of Classification Search**

USPC ..... D2/901, 962, 980-982, 992-993;  
2/239-242; 602/62

See application file for complete search history.

(56) **References Cited**

**U.S. PATENT DOCUMENTS**

|             |        |                |              |
|-------------|--------|----------------|--------------|
| 340,132 A   | 4/1886 | Loesner et al. |              |
| D29,087 S * | 7/1898 | Brown          | ..... D2/901 |
| 1,238,196 A | 8/1917 | Rodelheim      |              |
| 1,278,220 A | 9/1918 | Rodelheim      |              |

(Continued)

**OTHER PUBLICATIONS**

Advertisement printed in Elle magazine dated Jan. 6, 2010, p. 176 (1 page).

(Continued)

*Primary Examiner* — T. Chase Nelson

*Assistant Examiner* — Kathleen M Sims

(74) *Attorney, Agent, or Firm* — McCarter & English, LLP

(57) **CLAIM**

The ornamental design for a drawstring sock, as shown and described.

**DESCRIPTION**

FIG. 1 is a side view of a drawstring sock showing our new design;

FIG. 2 is a top plan view thereof;

FIG. 3 is a rear view thereof;

FIG. 4 is a front view thereof;

FIG. 5 is a bottom plan view thereof;

FIG. 6 is a rear view of the drawstring sock when worn; and FIG. 7 is a front perspective view thereof when worn.

FIG. 8 is a side view of a second embodiment of a drawstring sock showing our new design;

FIG. 9 is a top plan view thereof;

FIG. 10 is a rear view thereof;

FIG. 11 is a front view thereof;

FIG. 12 is a bottom plan view thereof;

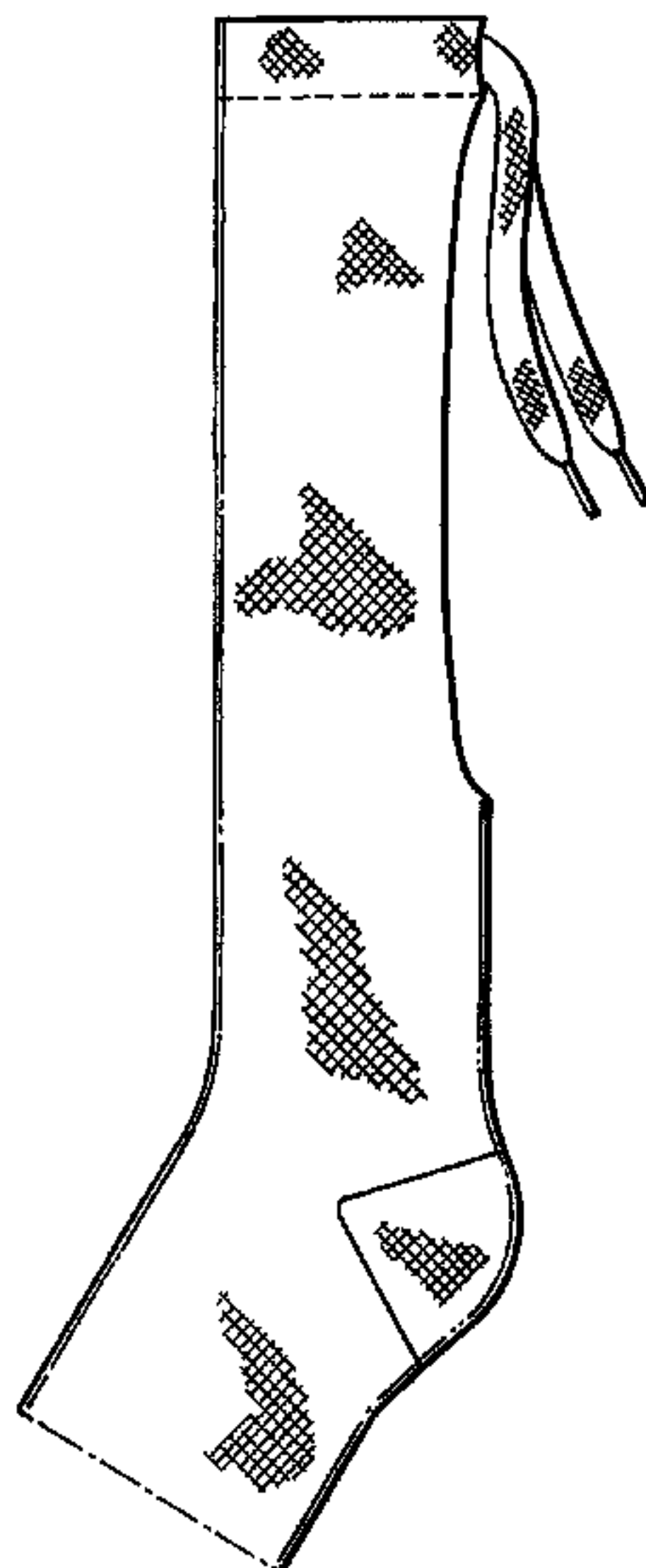
FIG. 13 is a rear view of the drawstring sock when worn; and, FIG. 14 is a front perspective view thereof when worn.

The dash-dot-dash broken lines showing legs in FIGS. 6, 7, 13, and 14 are included to show environmental matter and form no part of the claimed design.

The dash-dot-dash broken lines showing details in FIGS. 1-2, 4-5, and 7 are included for showing the boundary of the claimed design and form no part of the claimed design.

The dashed lines on the surface of the drawstring sock shown in FIGS. 1, 3-4, 6-8, 10-11, and 13-14, indicate stitching and are part of the claimed design.

**1 Claim, 4 Drawing Sheets**



(56)

**References Cited**

U.S. PATENT DOCUMENTS

1,488,379 A \* 3/1924 Chaffee ..... 602/62  
 D85,125 S 9/1931 Stephens  
 1,823,736 A \* 9/1931 Goodman ..... 2/240  
 2,513,639 A \* 7/1950 Goodman ..... 2/239  
 2,700,161 A 1/1955 Boyce  
 3,492,674 A 2/1970 Poole  
 D243,485 S 3/1977 Hedgepeth  
 D249,598 S \* 9/1978 Magnuson ..... D2/980  
 D292,444 S 10/1987 Pankopf  
 D335,946 S 6/1993 Preston  
 D343,496 S 1/1994 Spoor et al.  
 D354,615 S \* 1/1995 Parker ..... D2/901  
 D362,951 S 10/1995 Graves  
 D362,957 S 10/1995 Lindaman  
 D364,500 S 11/1995 Kluttz et al.  
 5,469,637 A \* 11/1995 Adam ..... 36/2 R  
 D371,452 S 7/1996 Graves  
 D373,455 S 9/1996 Graves  
 5,566,396 A 10/1996 Leib  
 D375,196 S 11/1996 Kluttz et al.  
 D377,265 S 1/1997 Lindaman

D378,015 S 2/1997 Kluttz et al.  
 D382,994 S 9/1997 Kluttz et al.  
 D386,287 S 11/1997 Graves  
 6,119,274 A 9/2000 Graham  
 6,123,681 A 9/2000 Brown, III  
 6,205,593 B1 3/2001 Schaub, Jr.  
 6,378,139 B1 4/2002 Mazzaglia  
 D515,295 S 2/2006 McMullin  
 D599,981 S \* 9/2009 Kim ..... D2/901  
 D599,982 S \* 9/2009 Kim ..... D2/901  
 D602,232 S 10/2009 Dugan  
 7,614,165 B2 11/2009 Curry  
 D646,883 S 10/2011 Wang et al.

OTHER PUBLICATIONS

Notice of Allowance dated Mar. 11, 2011, from U.S. Appl. No. 29/362,185, filed May 21, 2010, now D646,883 issued Oct. 18, 2011 (8 pages).

Notice of Allowance dated Jul. 29, 2011, from U.S. Appl. No. 29/362,185, filed May 21, 2010, now D646,883 issued Oct. 11, 2011 (8 pages).

\* cited by examiner

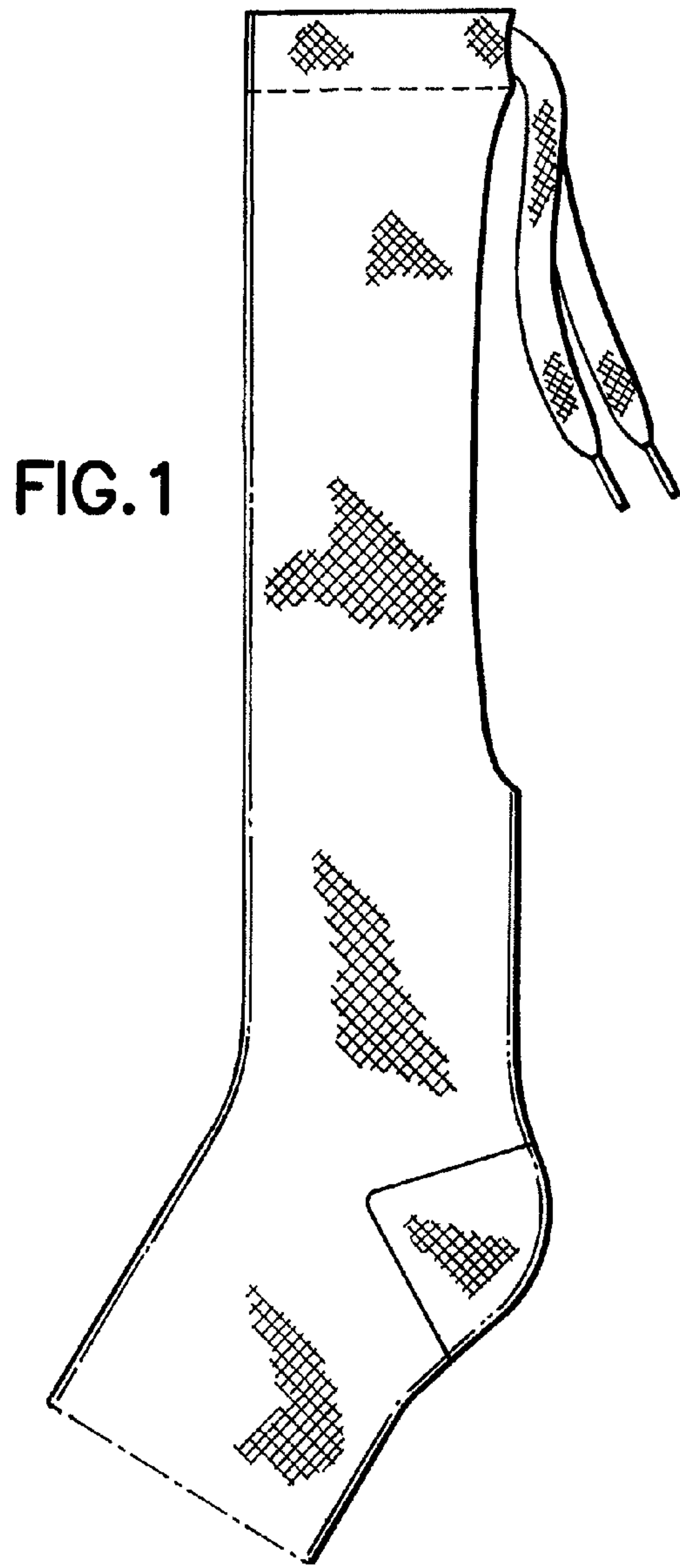


FIG. 1



FIG. 3




FIG. 4

FIG. 2



FIG. 5



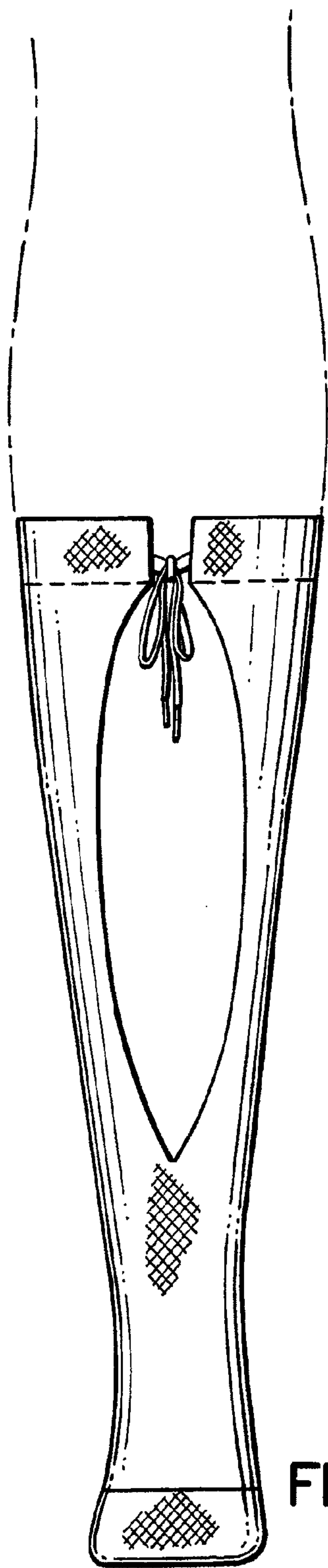


FIG. 6

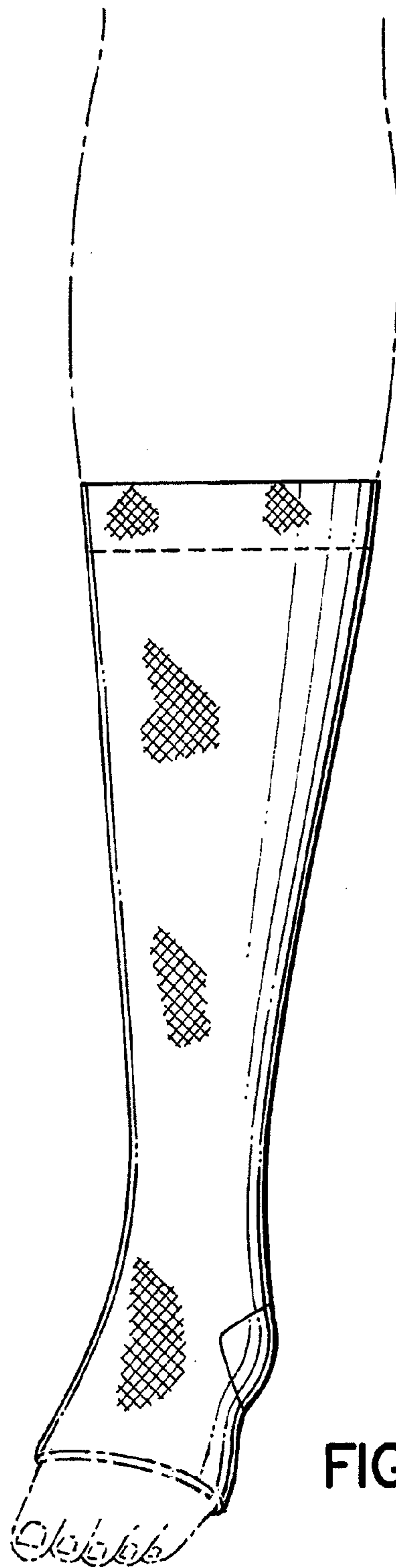


FIG. 7



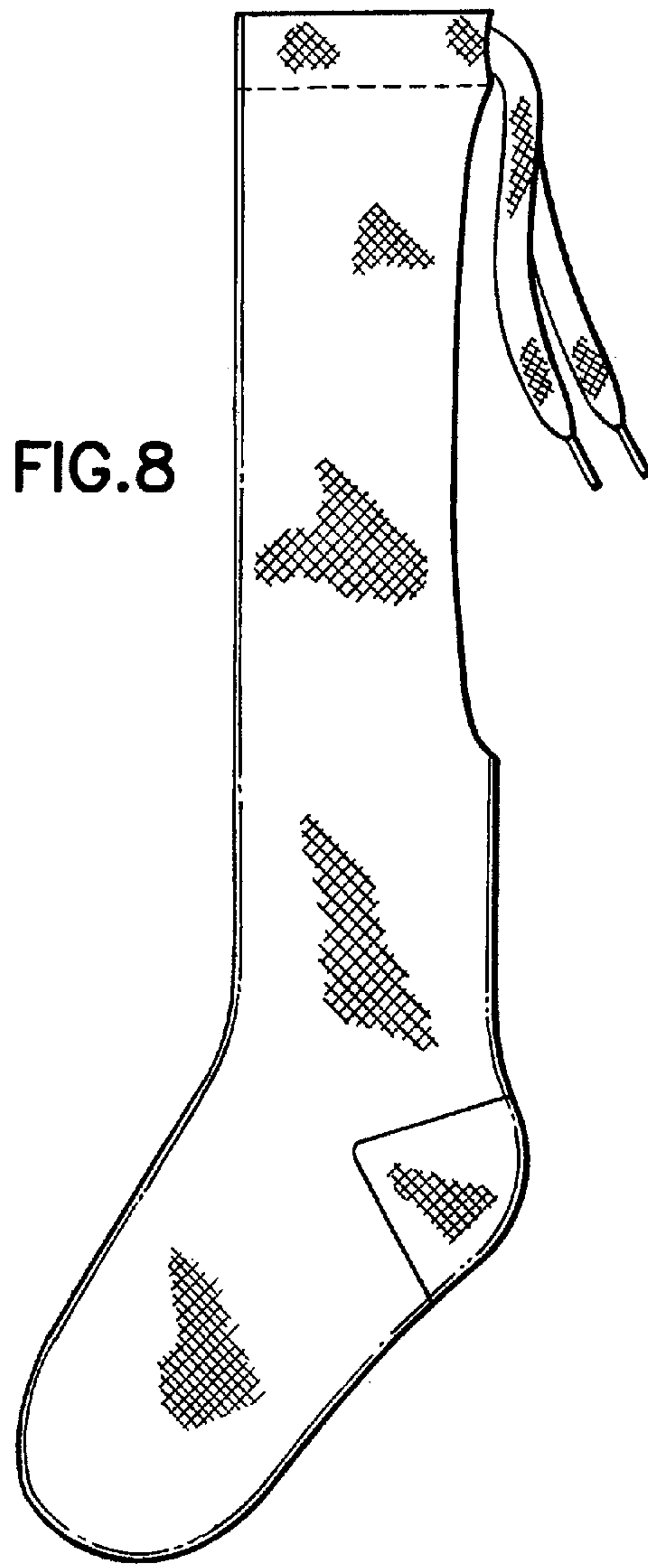


FIG. 8

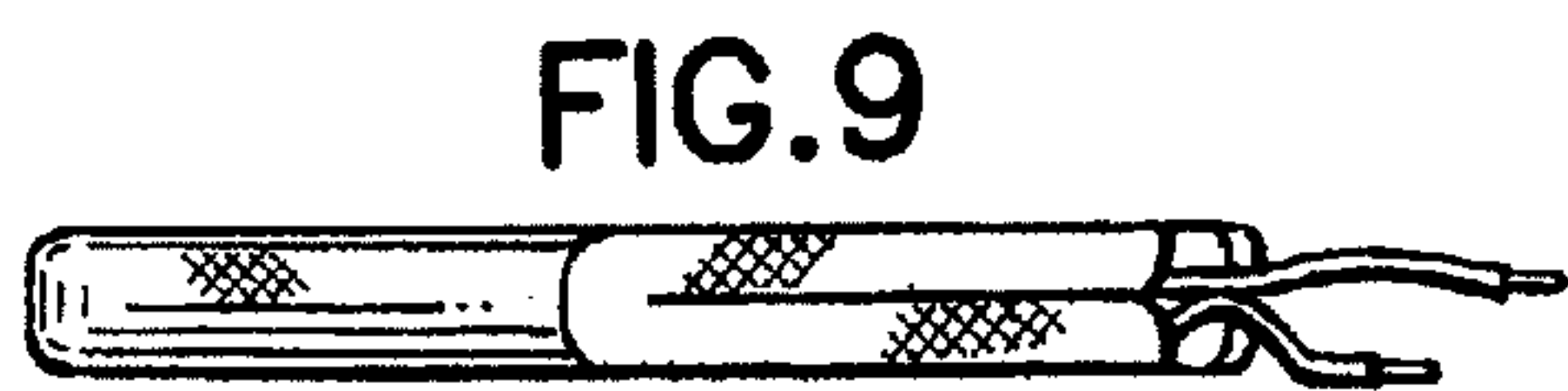


FIG. 9



FIG. 10



FIG. 11




FIG. 12

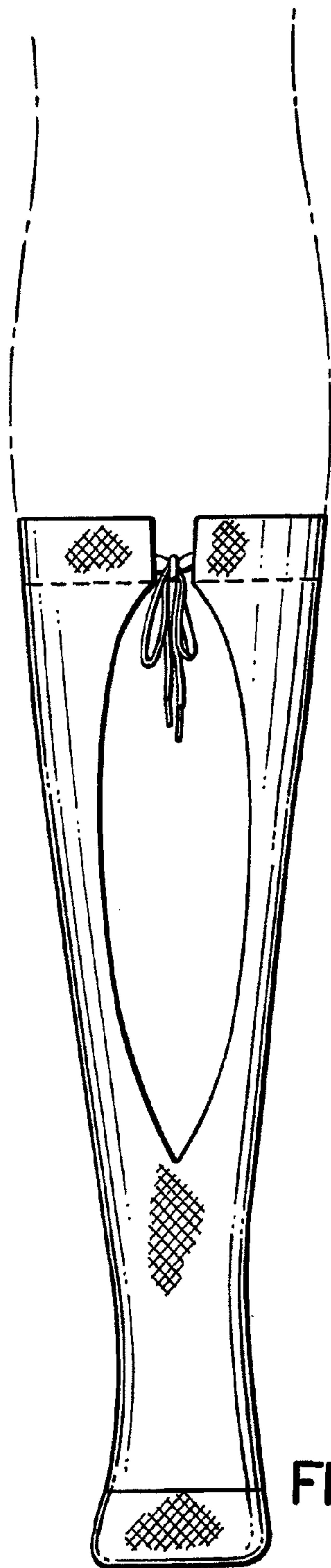


FIG. 13

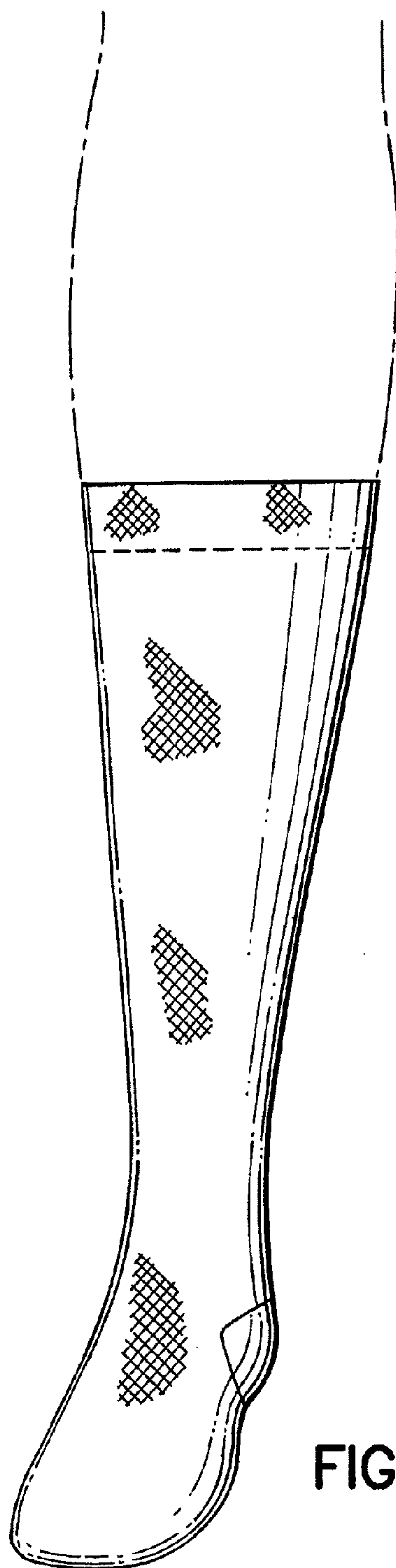


FIG. 14