

US00D698137S

(12) **United States Design Patent**
Carr

(10) **Patent No.:** **US D698,137 S**
(45) **Date of Patent:** **** Jan. 28, 2014**

- (54) **INSOLE FOR FOOTWEAR**
- (71) Applicant: **Casey Michael Carr**, Allison Park, PA (US)
- (72) Inventor: **Casey Michael Carr**, Allison Park, PA (US)
- (73) Assignee: **Innovative Comfort, LLC**, Butler, PA (US)
- (**) Term: **14 Years**
- (21) Appl. No.: **29/445,681**
- (22) Filed: **Feb. 14, 2013**
- (51) **LOC (10) Cl.** **02-04**
- (52) **U.S. Cl.**
USPC **D2/961; D2/954**
- (58) **Field of Classification Search**
USPC D2/896, 916, 917, 918, 919, 946, 947, D2/949, 950, 951, 954, 956, 961; 36/7.5, 36/11.5, 25 R, 28, 29, 30 R, 32 R, 34 R, 36/35 R, 35 B, 43, 44, 83, 88, 91, 92
See application file for complete search history.

D560,888 S *	2/2008	Della Valle	D2/954
D565,286 S *	4/2008	McClaskie	D2/955
D566,934 S *	4/2008	Della Valle	D2/954
D576,396 S *	9/2008	Wolff	D2/961
D576,780 S *	9/2008	Jolicoeur	D2/961
D591,494 S *	5/2009	Jolicoeur	D2/961
D592,840 S *	5/2009	Vasyli	D2/917
D599,091 S *	9/2009	Della Valle et al.	D2/954
7,703,219 B2 *	4/2010	Beck	36/44
D626,321 S *	11/2010	Cagner	D2/961
D632,468 S *	2/2011	Meador et al.	D2/961
D640,452 S *	6/2011	Vasyli	D2/946
D641,142 S *	7/2011	Lindseth et al.	D2/916
D657,119 S *	4/2012	Polegato Moretti	D2/954
D657,543 S *	4/2012	Bove	D2/961
D659,366 S	5/2012	Madvin	
D663,516 S *	7/2012	Della Valle et al.	D2/954
D664,754 S *	8/2012	Klein et al.	D2/961
D665,566 S *	8/2012	Klein et al.	D2/961

(Continued)

Primary Examiner — Elizabeth J Oswecki
(74) *Attorney, Agent, or Firm* — Ronald Law Group, LLC; Carl A. Ronald

(57) **CLAIM**
The ornamental design for an insole for footwear, as shown and described.

(56) **References Cited**

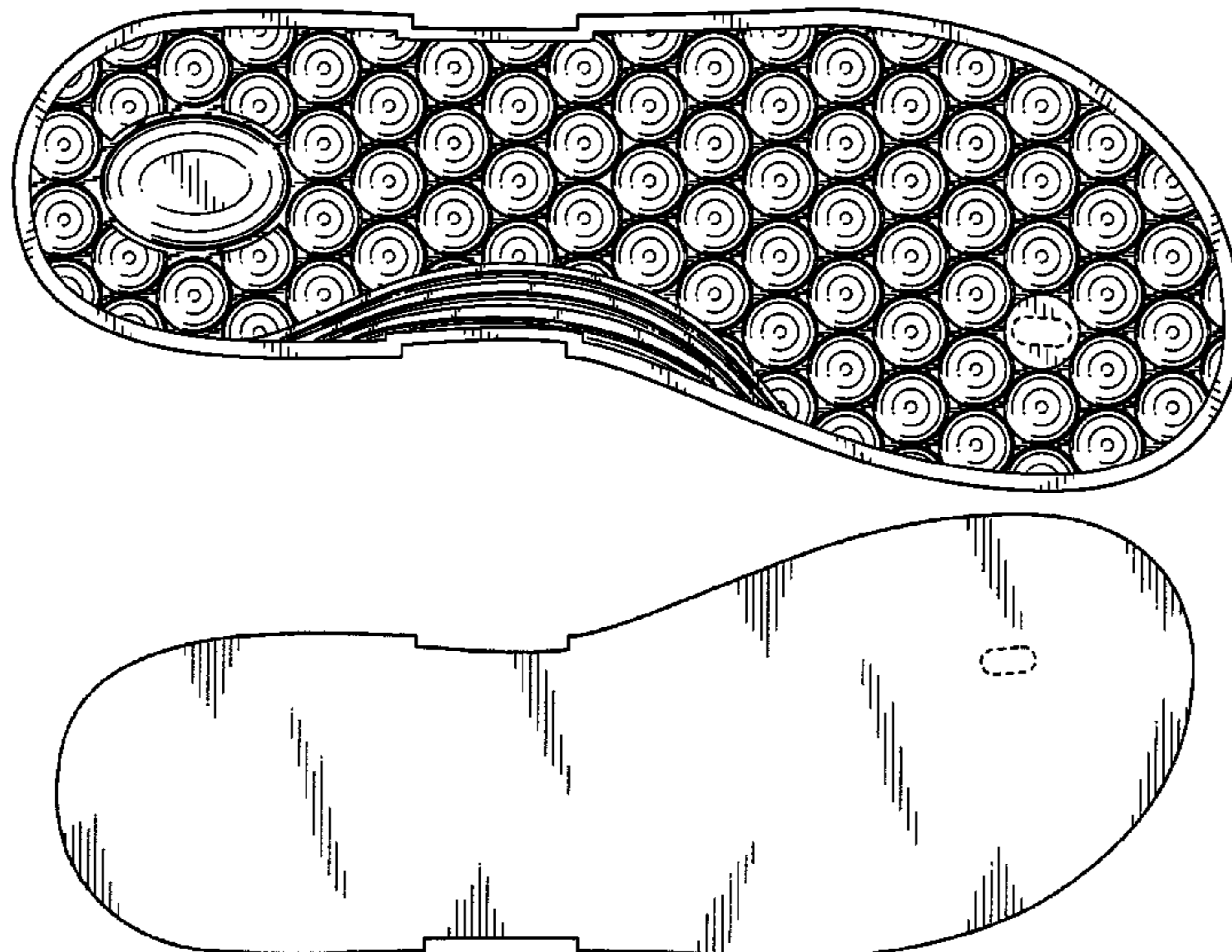
U.S. PATENT DOCUMENTS

D315,634 S *	3/1991	Yung-Mao	D2/954
D336,977 S *	7/1993	Sensi	D2/961
D373,013 S *	8/1996	Rosetta	D2/961
D399,040 S *	10/1998	Merceron	D2/954
D408,976 S *	5/1999	Shanks et al.	D2/956
D437,676 S *	2/2001	Ferrer	D2/954
D446,002 S *	8/2001	Leong et al.	D2/919
D474,331 S *	5/2003	Dean	D2/961
D474,588 S *	5/2003	Dean	D2/961
D498,349 S *	11/2004	Adams et al.	D2/954
D529,698 S *	10/2006	Hikade et al.	D2/961
D532,586 S	11/2006	Birkenstock	
D560,053 S *	1/2008	McClaskie et al.	D2/954
D560,334 S *	1/2008	Della Valle	D2/956

DESCRIPTION

FIG. 1 is a top perspective view of an insole for footwear showing my new design;
FIG. 2 is a top plan view thereof;
FIG. 3 is a side elevation view thereof;
FIG. 4 is an opposite side elevation view thereof;
FIG. 5 is a rear elevation view thereof;
FIG. 6 is a front elevation view thereof; and,
FIG. 7 is a bottom plan view thereof.
The broken lines shown in the drawings represent portions of the insole for footwear that form no part of the claimed design.

1 Claim, 3 Drawing Sheets



US D698,137 S

Page 2

(56)

References Cited

U.S. PATENT DOCUMENTS

				2001/0001905	A1*	5/2001	Pfander	36/44
				2004/0194342	A1	10/2004	Steinberg	
				2012/0210605	A1	8/2012	Riley	
D672,943	S	*	12/2012	Reddell				D2/909
D677,452	S	*	3/2013	Gray et al.				D2/954

* cited by examiner

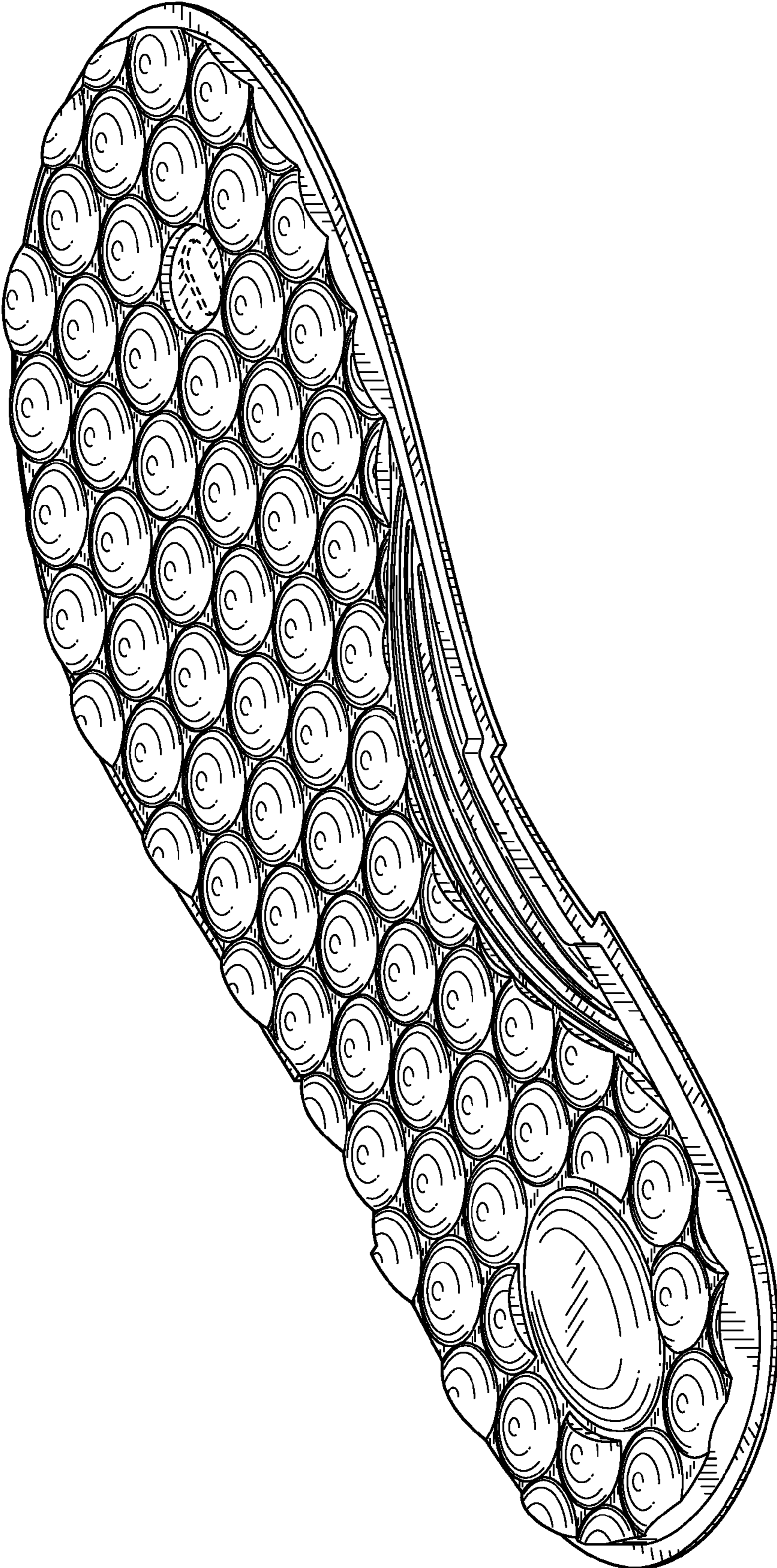


FIG. 1



FIG. 4

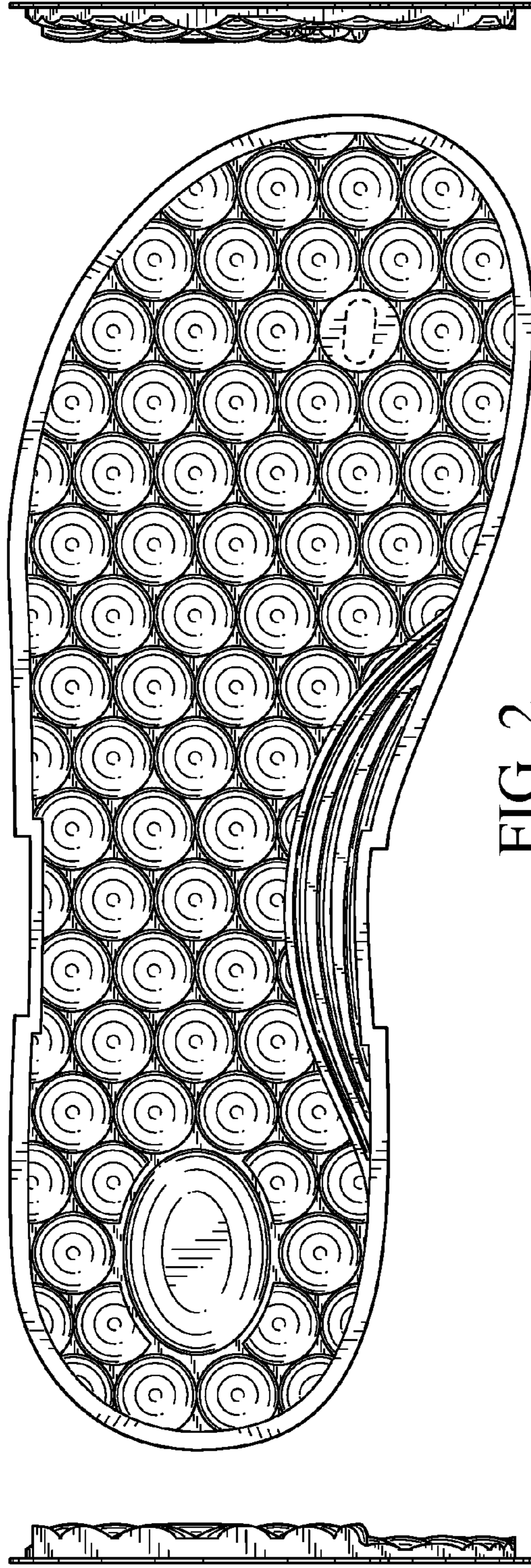


FIG. 2

FIG. 5

FIG. 6



FIG. 3

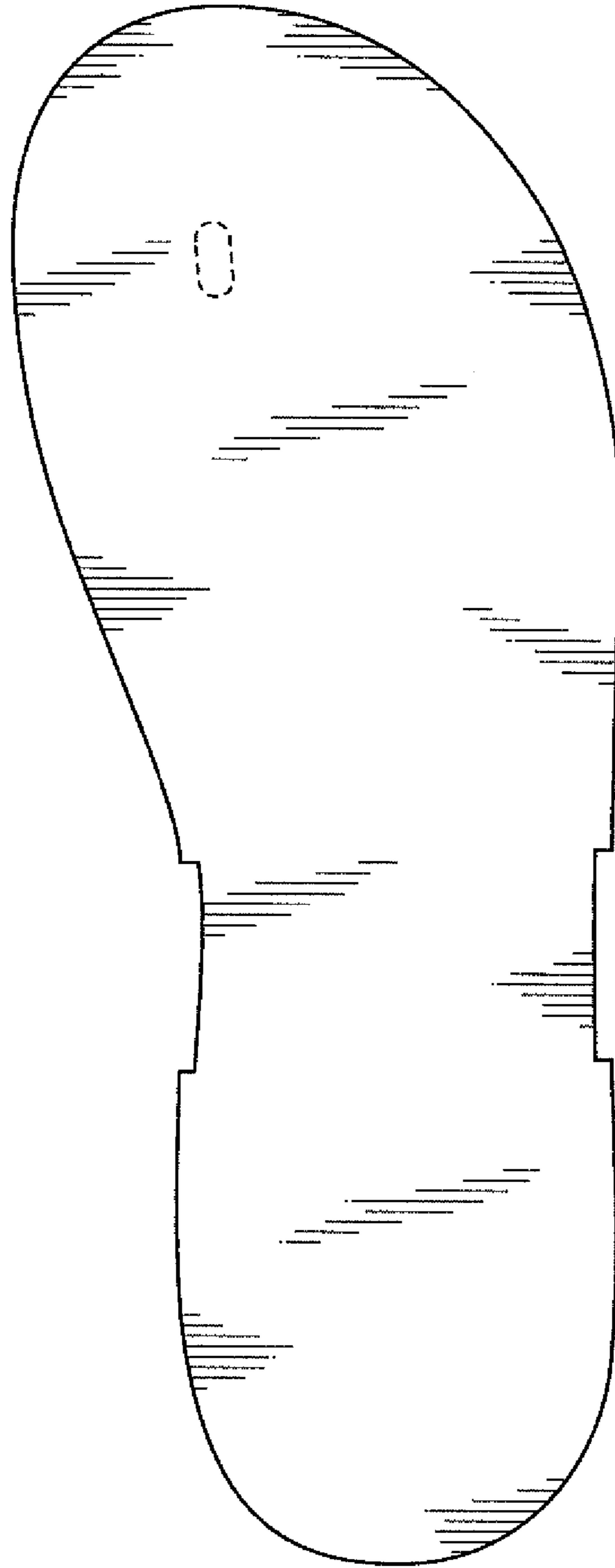


FIG. 7