



US00D698136S

(12) **United States Design Patent**  
**Law et al.**

(10) **Patent No.:** **US D698,136 S**  
(45) **Date of Patent:** **\*\* Jan. 28, 2014**

(54) **SHOE SOLE INSERT**  
(75) Inventors: **Nicholas Joseph Law**, New York, NY  
(US); **Jerry Delaleu**, Brooklyn, NY  
(US)  
(73) Assignee: **Sears Brands, L.L.C.**, Hoffman Estates,  
IL (US)

(\*\*) Term: **14 Years**

(21) Appl. No.: **29/417,672**

(22) Filed: **Apr. 6, 2012**

(51) **LOC (10) Cl.** ..... **02-04**

(52) **U.S. Cl.**  
USPC ..... **D2/961**

(58) **Field of Classification Search**  
USPC ..... D2/896, 946, 947, 949, 950, 951, 961,  
D2/962; 36/83, 88, 93, 96, 97, 136, 3 A,  
36/43, 44, 58.5, 68, 69, 72 R  
See application file for complete search history.

(56) **References Cited**

U.S. PATENT DOCUMENTS

2,129,424 A \* 9/1938 Jay ..... 36/76 R  
3,603,006 A \* 9/1971 Davenport et al. .... 36/11.5

D334,276 S \* 3/1993 Feller et al. .... D2/946  
5,806,208 A \* 9/1998 French ..... 36/28  
D410,965 S \* 6/1999 Schuette et al. .... D2/957  
D433,213 S \* 11/2000 Schuette et al. .... D2/957  
6,216,365 B1 \* 4/2001 Cohen ..... 36/44  
D446,917 S \* 8/2001 Brown ..... D2/961  
D471,698 S \* 3/2003 Brown ..... D2/961  
D573,336 S \* 7/2008 Rivas et al. .... D2/961

\* cited by examiner

*Primary Examiner* — Elizabeth J Oswecki

(74) *Attorney, Agent, or Firm* — McAndrews Held &  
Malloy, Ltd.

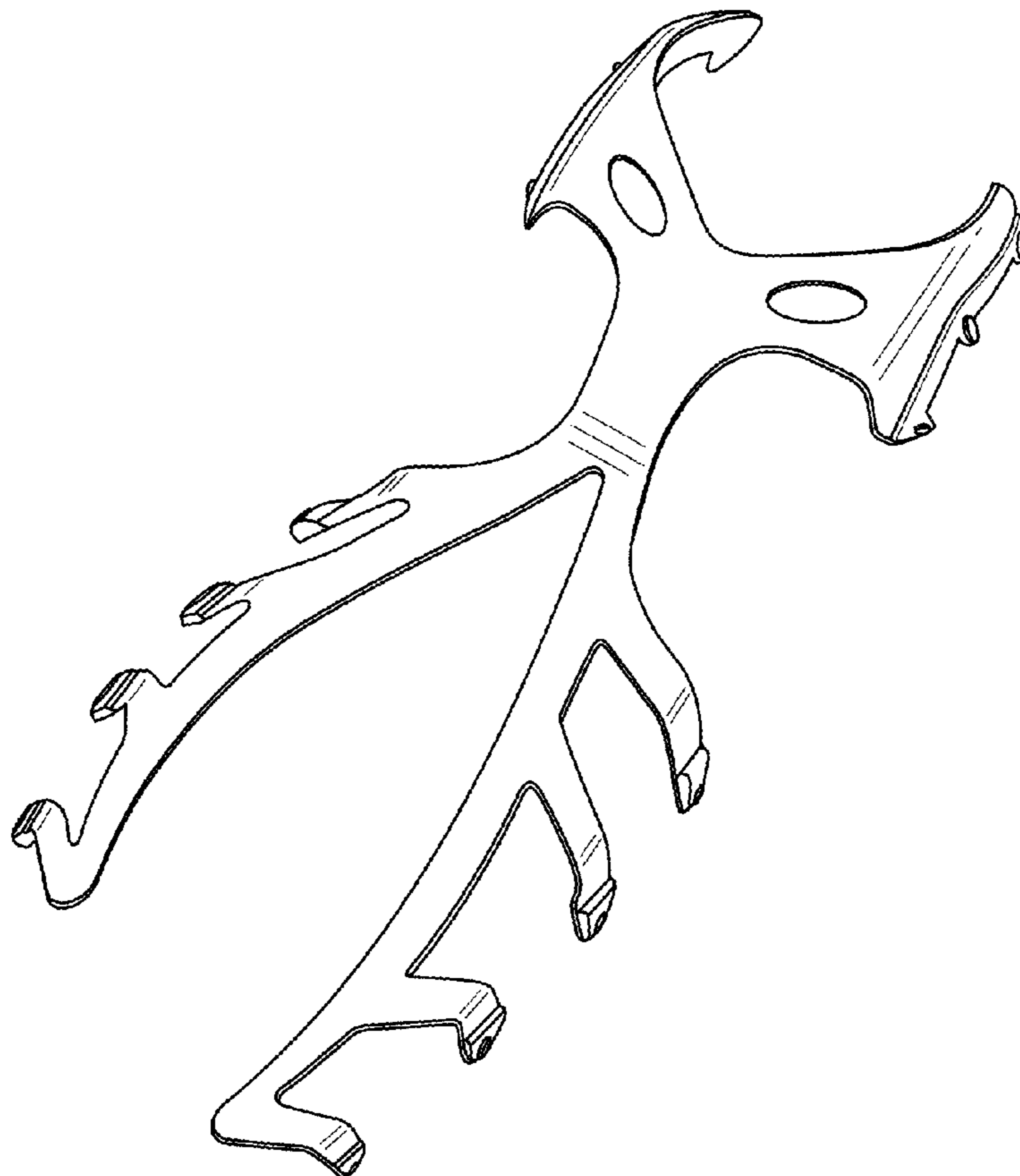
(57) **CLAIM**

What is claimed is the ornamental design for a shoe sole  
insert, as shown and described.

**DESCRIPTION**

FIG. 1 is a bottom perspective view of a shoe sole insert  
showing our new design;  
FIG. 2 is a bottom plan view thereof;  
FIG. 3 is a left side elevational view thereof;  
FIG. 4 is a right side elevational view thereof;  
FIG. 5 is a front side elevational view thereof; and,  
FIG. 6 is a rear side elevational view thereof.  
All surfaces not shown form no part of the claimed design.

**1 Claim, 4 Drawing Sheets**



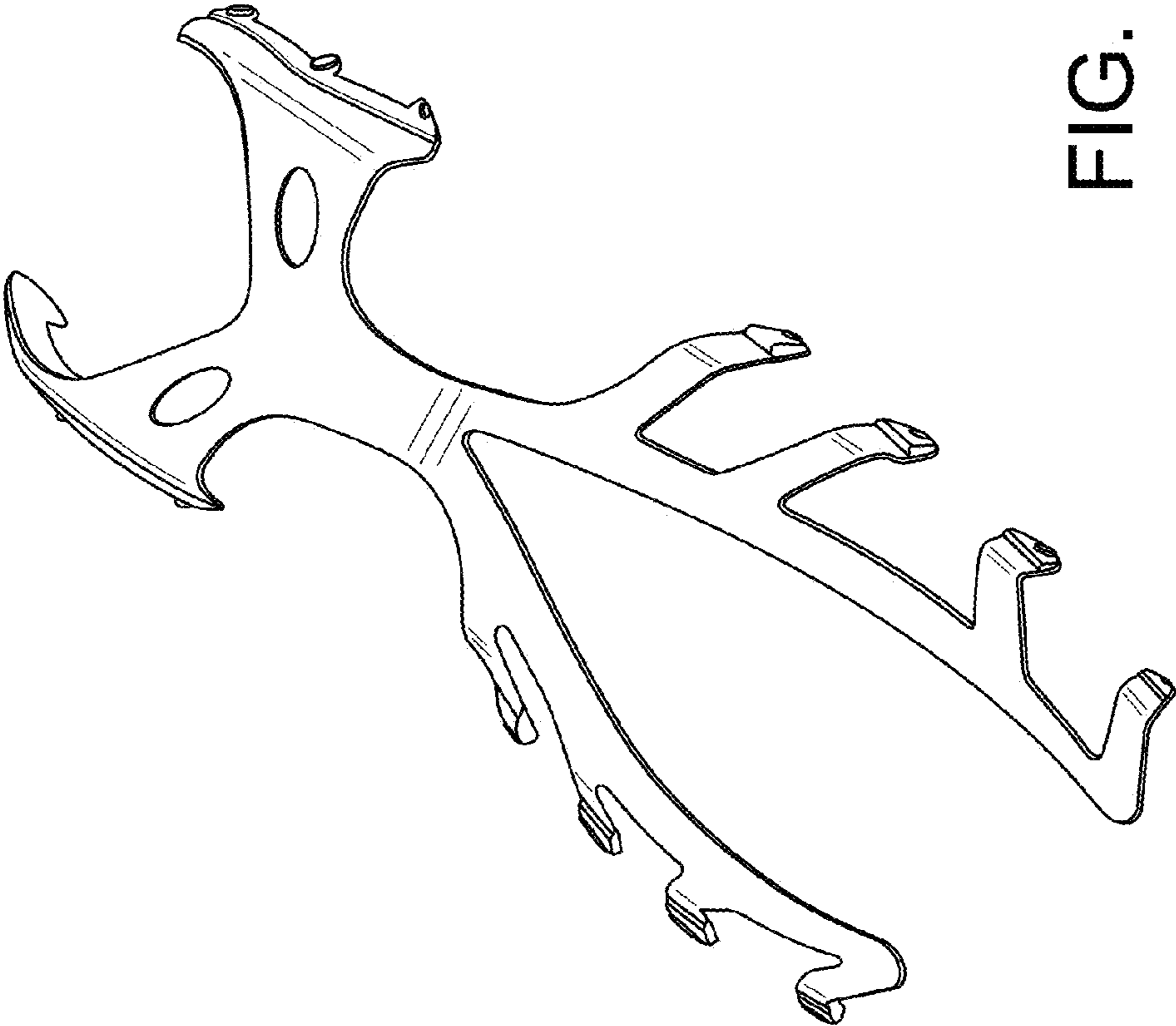


FIG. 1

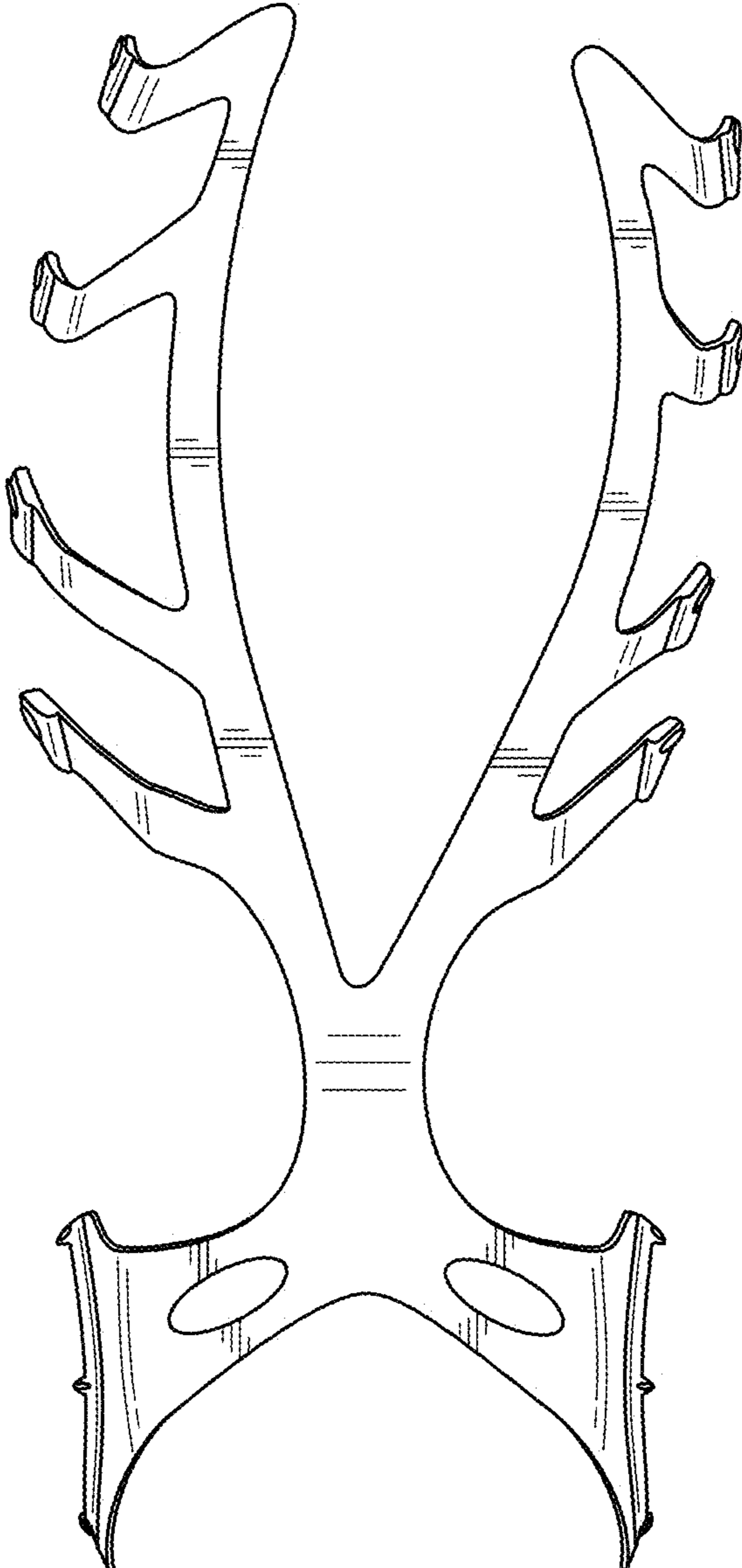


FIG. 2



FIG. 3

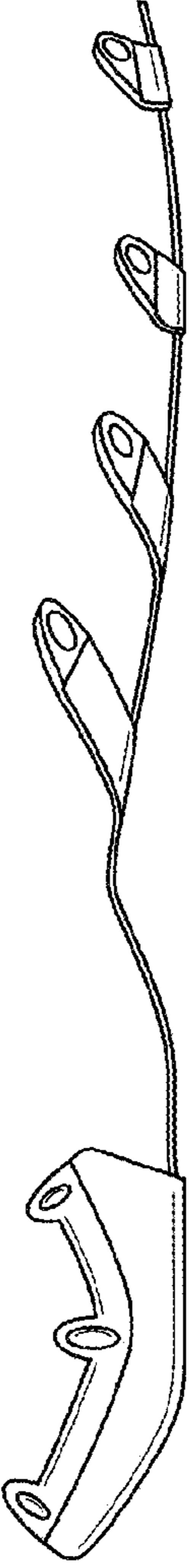


FIG. 4



FIG. 5




FIG. 6