



US00D698134S

(12) **United States Design Patent**
Abshire et al.

(10) **Patent No.:** **US D698,134 S**
(45) **Date of Patent:** **** Jan. 28, 2014**

(54) **SHOE SOLE**

(75) Inventors: **Danny Abshire**, Boulder, CO (US); **Ian Adamson**, Boulder, CO (US)

(73) Assignee: **Newton Running Company, Inc.**, Boulder, CO (US)

(**) Term: **14 Years**

(21) Appl. No.: **29/398,907**

(22) Filed: **Aug. 5, 2011**

(51) **LOC (10) Cl.** **02-04**

(52) **U.S. Cl.**

USPC **D2/951**; D2/954

(58) **Field of Classification Search**

USPC D2/902, 906, 908, 916, 918, 925,
D2/946-962, 977; 36/3 B, 22 R, 24.5, 25 R,
36/28, 32 R, 34 R, 59 C, 67 A, 103
See application file for complete search history.

(56) **References Cited**

U.S. PATENT DOCUMENTS

D348,145 S *	6/1994	Nakano	D2/954
5,647,145 A	7/1997	Russell		
5,937,544 A	8/1999	Russell		
6,195,915 B1	3/2001	Russell		
D441,175 S *	5/2001	Ritter et al.	D2/908
D446,917 S *	8/2001	Brown	D2/961
6,327,795 B1	12/2001	Russell		
6,330,757 B1	12/2001	Russell		
6,842,999 B2	1/2005	Russell		
D504,757 S *	5/2005	Schoenborn et al.	D2/952
7,036,245 B2	5/2006	Russell		
7,168,186 B2	1/2007	Russell		
7,337,559 B2	3/2008	Russell		
D576,394 S *	9/2008	Heller	D2/951
D578,286 S *	10/2008	Hogan	D2/964
D597,287 S *	8/2009	Vestuti et al.	D2/956
D619,343 S *	7/2010	Vestuti et al.	D2/956

D625,093 S *	10/2010	Lidtke	D2/961
7,877,900 B2	2/2011	Russell		
D636,158 S *	4/2011	McCarron et al.	D2/951
7,921,580 B2	4/2011	Russell		
D637,803 S *	5/2011	Alvear et al.	D2/954
D641,144 S *	7/2011	McCarron et al.	D2/951
D649,337 S *	11/2011	Wilken et al.	D2/960
D656,305 S *	3/2012	Harper	D2/960
D671,304 S *	11/2012	Lacorazza et al.	D2/954
D674,584 S *	1/2013	Klein	D2/953
2005/0210705 A1 *	9/2005	Grove et al.	36/25 R
2010/0031530 A1	2/2010	Abshire		
2011/0265345 A1	11/2011	Russell		

(Continued)

FOREIGN PATENT DOCUMENTS

CA	2340039	2/2009
CN	99812323.4	3/2008

(Continued)

Primary Examiner — T. Chase Nelson

(74) *Attorney, Agent, or Firm* — HolzerIPLaw, PC

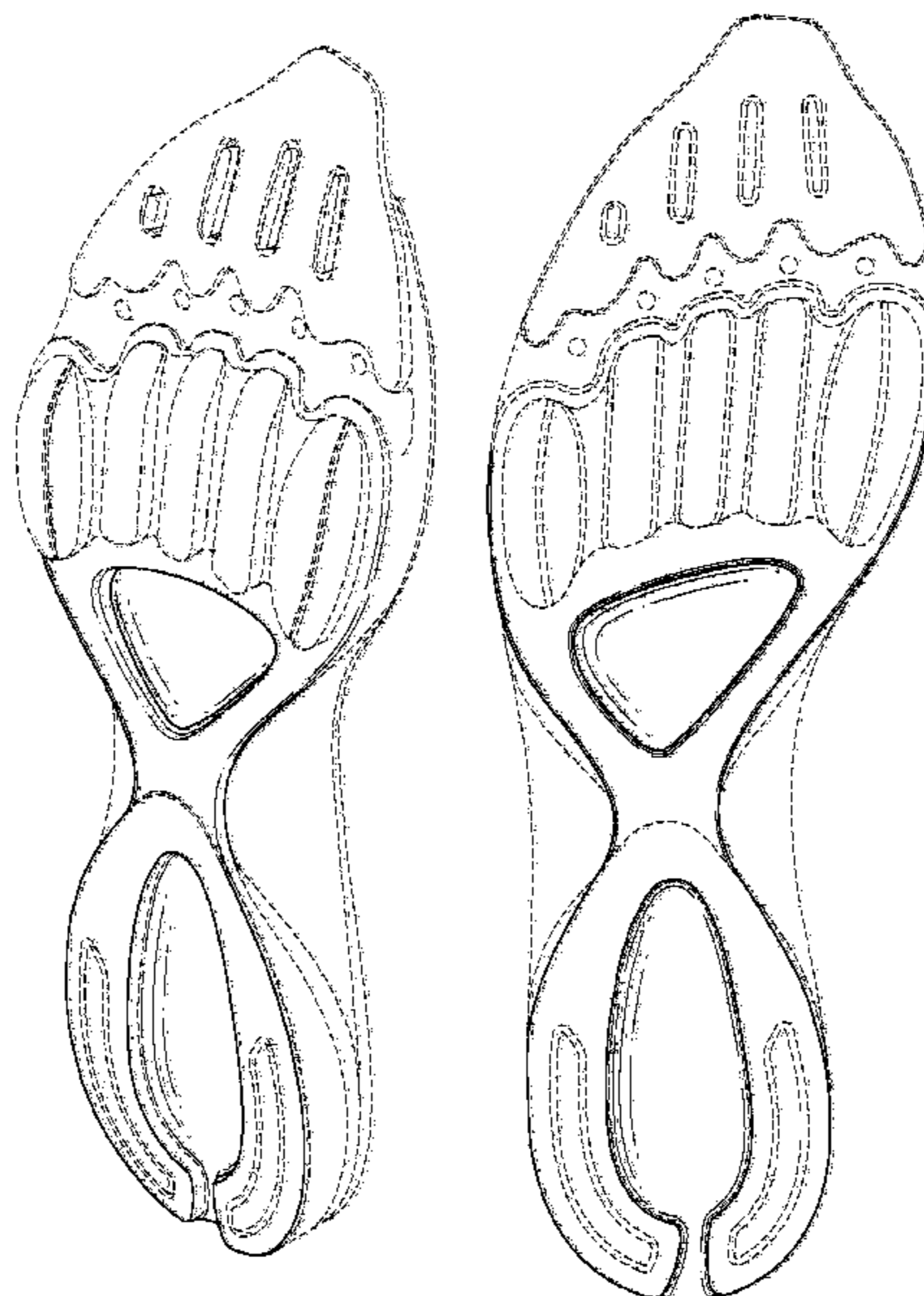
(57) **CLAIM**

The ornamental design for a shoe sole, as shown and described.

DESCRIPTION

FIG. 1 is a bottom and right side perspective view of a shoe sole embodying our new design;
FIG. 2 is a bottom plan view thereof;
FIG. 3 is a top plan view thereof;
FIG. 4 is a left side elevation view thereof;
FIG. 5 is a right side elevation view thereof;
FIG. 6 is a front elevation view thereof; and,
FIG. 7 is a rear elevation view thereof.
The phantom lines are for purposes of illustrating portions of the shoe sole that form no part of the claimed design.

1 Claim, 5 Drawing Sheets



(56)

References Cited

U.S. PATENT DOCUMENTS

2012/0005920 A1* 1/2012 Alvear et al. 36/28
2013/0031804 A1* 2/2013 Abshire 36/103
2013/0081304 A1* 4/2013 Abshire 36/28
2013/0139412 A1* 6/2013 Auger et al. 36/25 R

FOREIGN PATENT DOCUMENTS

EP 0836395 12/2002
EP 2091372 11/2007

EP 1105009 2/2012
HK 1041795 4/2009
IN 206177 4/2007
JP 3789476 4/2006
JP 2010-508913 11/2007
JP 4524421 6/2010
KR 0516417 9/2005
MX 226084 2/2005
RU 2238016 10/2004
TW 123922 4/2001

* cited by examiner

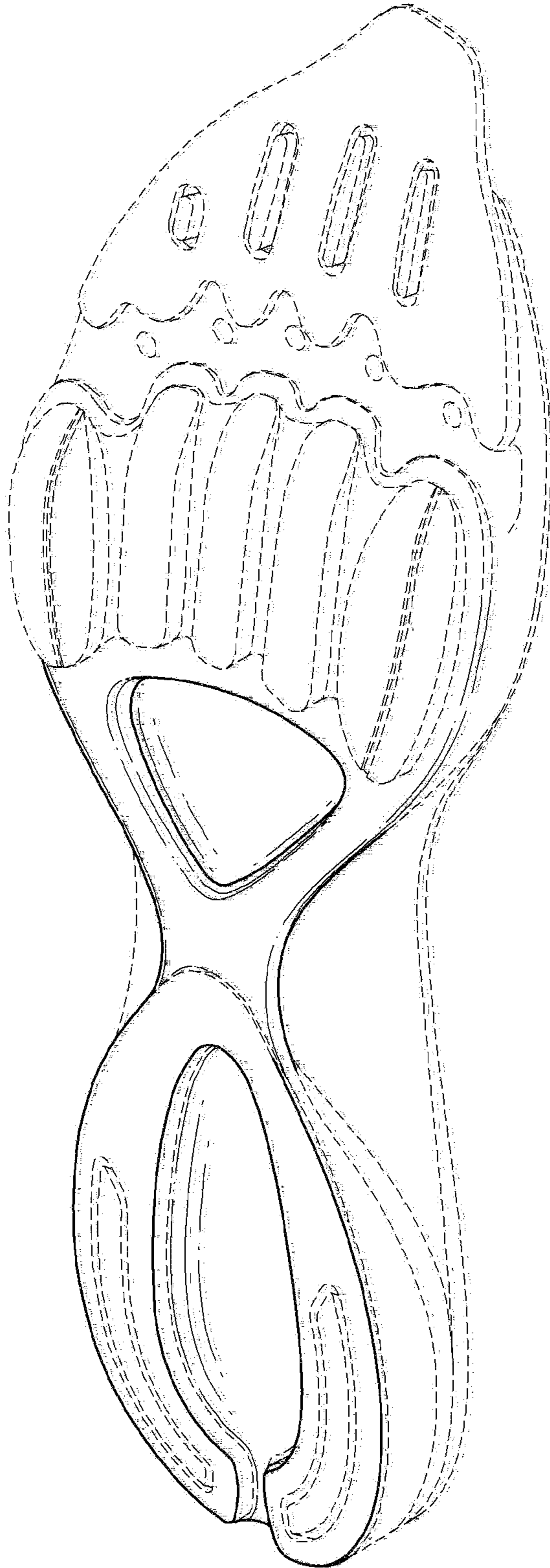


FIG. 1

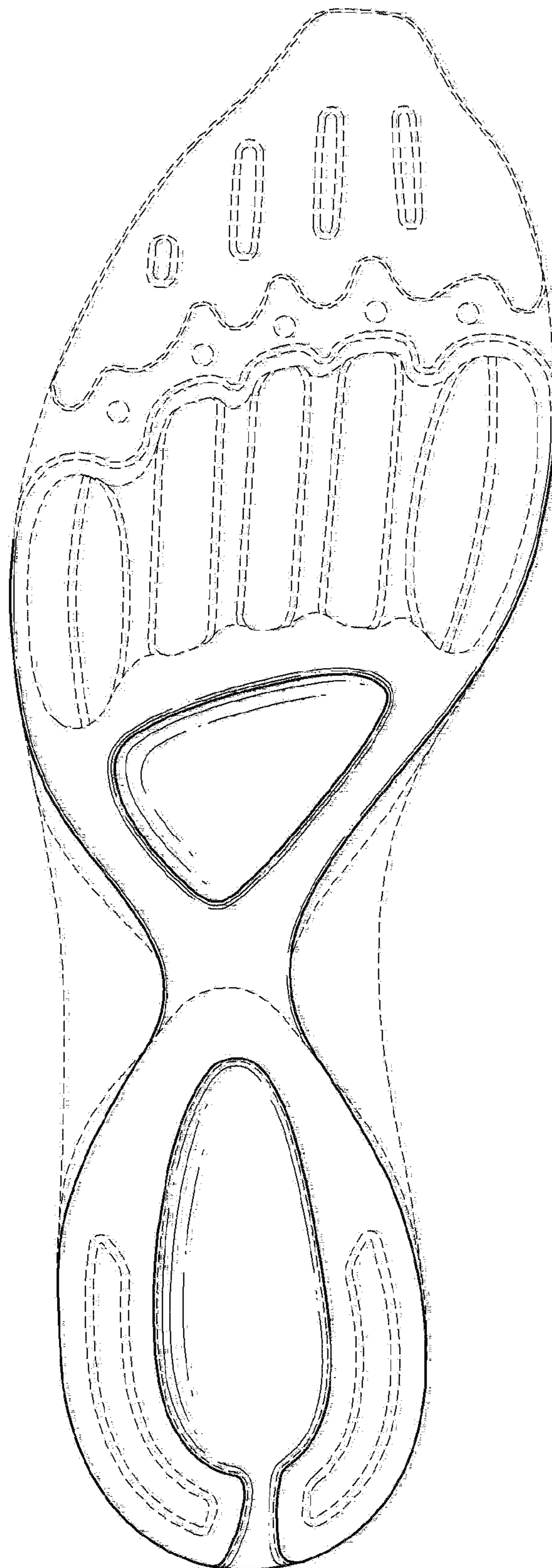


FIG. 2




FIG. 3

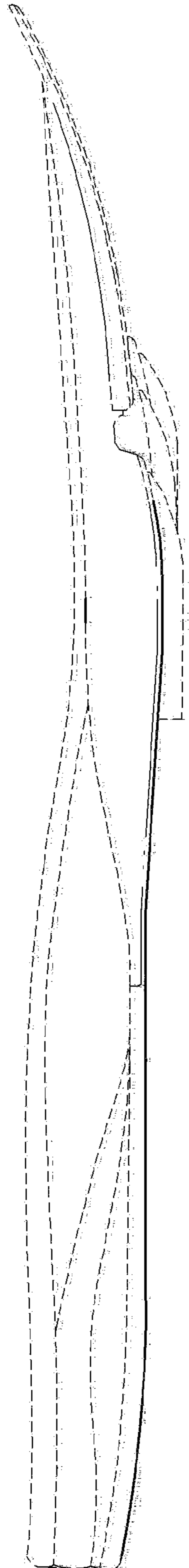


FIG. 4

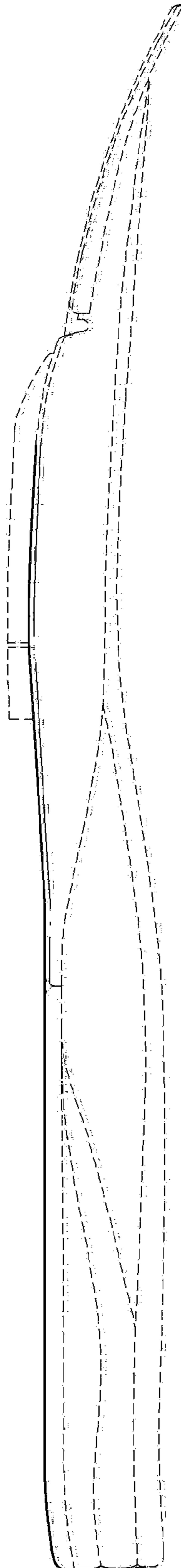


FIG. 5

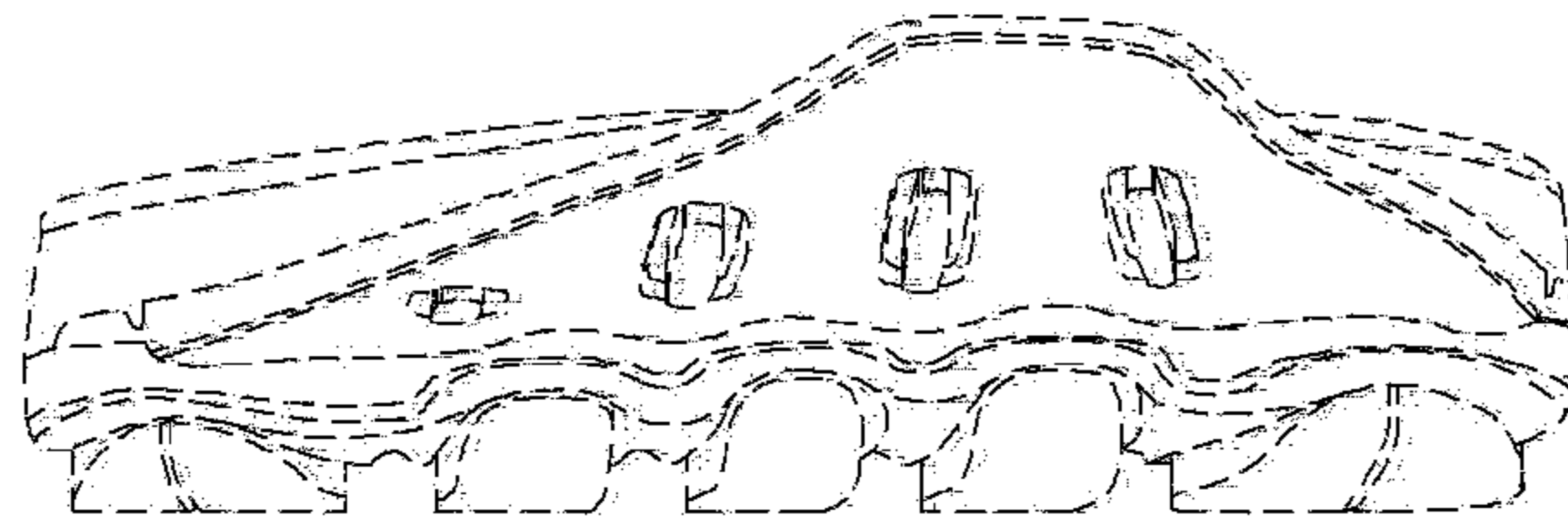


FIG. 6




FIG. 7