



US00D698117S

(12) **United States Design Patent**
King

(10) **Patent No.:** **US D698,117 S**
(45) **Date of Patent:** **** Jan. 28, 2014**

(54) **FITNESS SCARF**

(71) Applicant: **Jennifer Rae King**, Menomonee Falls,
WI (US)

(72) Inventor: **Jennifer Rae King**, Menomonee Falls,
WI (US)

(**) Term: **14 Years**

(21) Appl. No.: **29/460,826**

(22) Filed: **Jul. 15, 2013**

(51) **LOC (10) Cl.** **02-05**

(52) **U.S. Cl.**
USPC **D2/502**

(58) **Field of Classification Search**

USPC D2/500, 501, 502, 503, 504, 505, 506,
D2/507, 508, 600, 602, 603, 604, 605, 606,
D2/607, 608, 609, 627, 628, 629, 631, 632,
D2/875; D6/601, 608; D28/41; 2/91, 92,
2/207, 144, 145, 146, 147, 148, 149, 150,
2/151, 152.1, 153, 154, 155, 156, 157;
132/275

See application file for complete search history.

(56) **References Cited**

U.S. PATENT DOCUMENTS

3,088,119 A * 5/1963 Grant 2/207
D321,276 S * 11/1991 Weeks D2/605
D364,722 S * 12/1995 Kallonakis D2/502

D368,825 S * 4/1996 Sanders D3/289
D486,953 S * 2/2004 Hall D2/500
D629,181 S * 12/2010 Miranda D2/881
D645,227 S * 9/2011 Clemens D2/502
D649,742 S * 12/2011 Myrick D2/502
D650,148 S * 12/2011 Sanders et al. D2/502
D657,936 S * 4/2012 Lewis D2/502
2007/0204383 A1 * 9/2007 Hunt 2/174

* cited by examiner

Primary Examiner — Karen E Eldridge Powers

(57) **CLAIM**

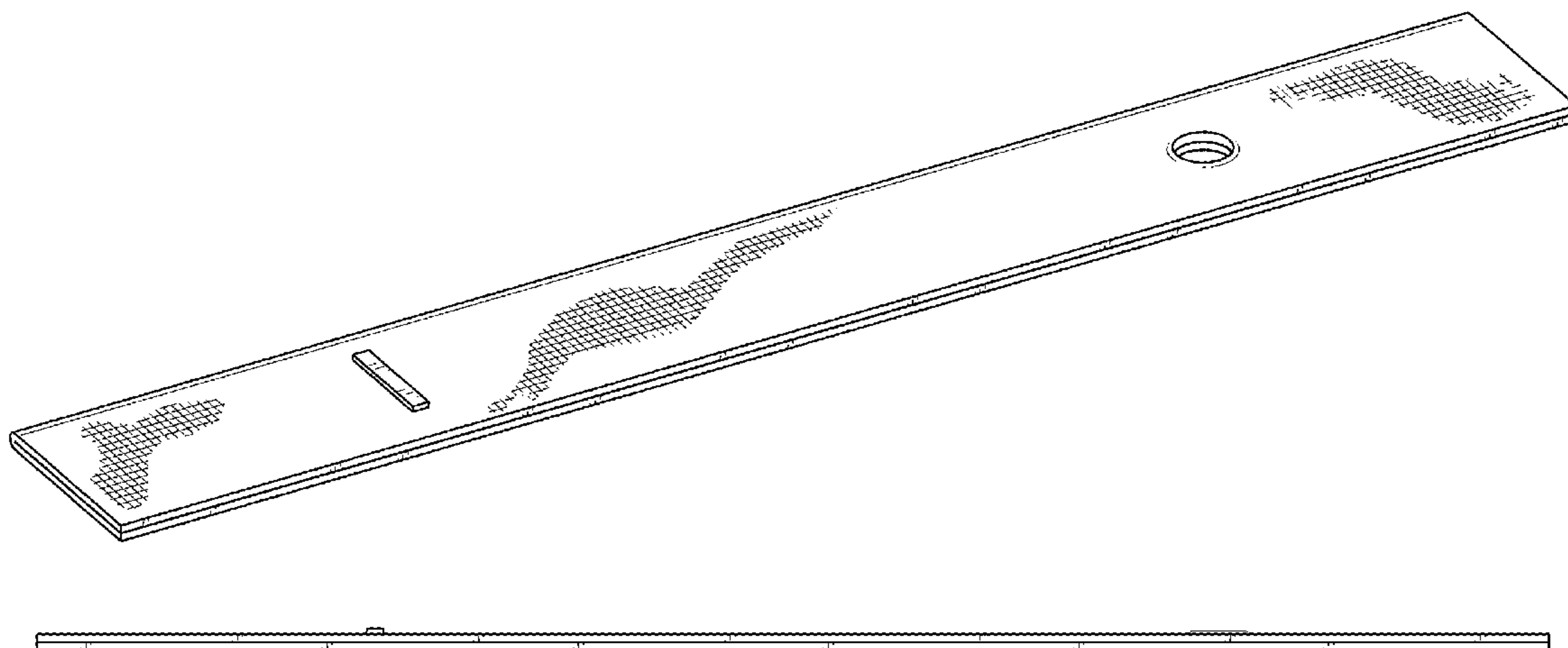
The ornamental design for a fitness scarf, as shown and described.

DESCRIPTION

FIG. 1 is a perspective front view of the fitness scarf;
FIG. 2 is a front elevation view of the fitness scarf;
FIG. 3 is a rear elevation view of the fitness scarf;
FIG. 4 is a left side elevation view of the fitness scarf;
FIG. 5 is a right side elevation view of the fitness scarf;
FIG. 6 is a top plan view of the fitness scarf; and,
FIG. 7 is a bottom plan view of the fitness scarf.

The claimed fitness scarf is a towel used to wipe away perspiration from the body or exercise equipment during physical activity. The double thickness fitness scarf has two ways to wear it around the neck by either placing one end into the circular hole with binding for an asymmetrical appearance or by putting one end into the elastic band making the two sides symmetrical such that either way allows a hands free way for the fitness scarf to stay in place during exercise.

1 Claim, 2 Drawing Sheets



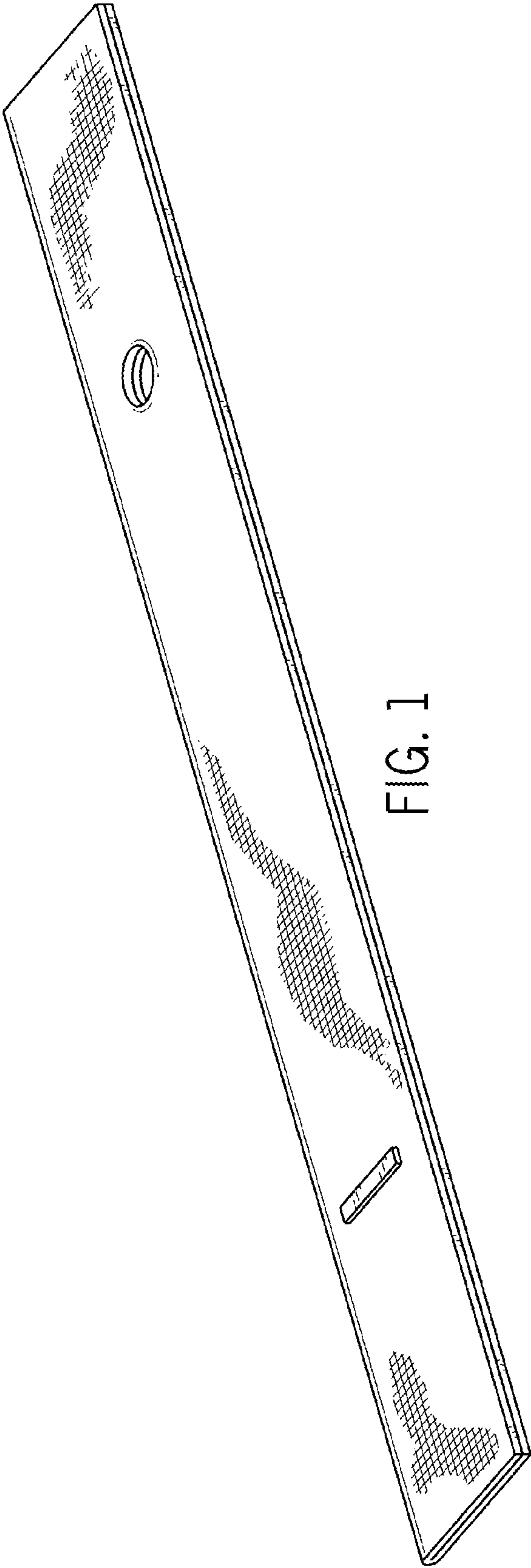


FIG. 1



FIG. 2



FIG. 3



FIG. 4 FIG. 5

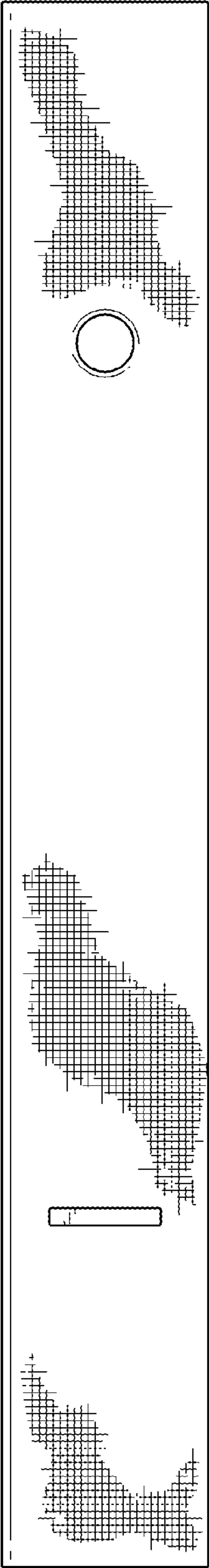


FIG. 6

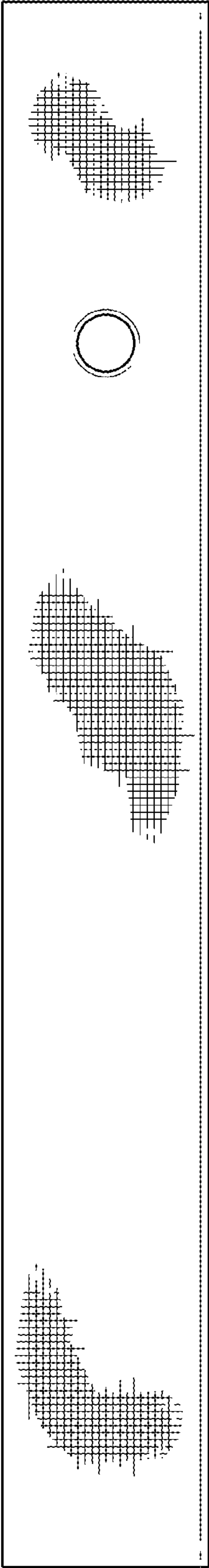


FIG. 7