

US00D698116S

(12) **United States Design Patent**  
**Barnes et al.**

(10) **Patent No.:** **US D698,116 S**  
(45) **Date of Patent:** **\*\* Jan. 28, 2014**

- (54) **EDIBLE BISCUIT**
- (71) Applicants: **Donald Barnes**, Augusta, MI (US);  
**David Acosta**, Manchester (GB);  
**Victoria Brunning**, Stockport (GB)
- (72) Inventors: **Donald Barnes**, Augusta, MI (US);  
**David Acosta**, Manchester (GB);  
**Victoria Brunning**, Stockport (GB)
- (73) Assignee: **Kellogg Company**, Battle Creek, MI (US)

D405,214 S *	2/1999	Marsh et al.	.....	D26/129
D445,237 S *	7/2001	Boselli et al.	.....	D1/128
D445,238 S *	7/2001	Sotovia	.....	D1/128
D549,426 S *	8/2007	Fu et al.	.....	D1/122
D571,076 S *	6/2008	Haas et al.	.....	D1/128
D572,428 S *	7/2008	Haas et al.	.....	D1/128
D572,429 S *	7/2008	Haas et al.	.....	D1/128
D582,991 S *	12/2008	McCowan	.....	D21/391
D614,832 S *	5/2010	Marsh et al.	.....	D1/129
D632,048 S *	2/2011	Wilson et al.	.....	D1/120
D646,458 S *	10/2011	Schulok et al.	.....	D1/128
D676,217 S *	2/2013	Peterson et al.	.....	D1/128

\* cited by examiner

(\*\*) Term: **14 Years**

*Primary Examiner* — Deanna L Pratt

*Assistant Examiner* — Katie Mroczka

(21) Appl. No.: **29/436,654**

(74) *Attorney, Agent, or Firm* — Dickinson Wright PLLC

(22) Filed: **Nov. 8, 2012**

(51) **LOC (10) Cl.** ..... **01-01**

(52) **U.S. Cl.**

USPC ..... **D1/128**

(58) **Field of Classification Search**

USPC ..... D1/100-130, 199; 426/5, 76, 87, 92,  
426/94, 103, 104, 108, 134, 138, 143, 144,  
426/275, 277, 279, 281-284, 292, 295, 391,  
426/496, 514, 549, 566, 572, 660; D9/601;  
D6/597, 601; D21/623, 803, 391;  
D20/10; D26/129; D24/125

See application file for complete search history.

(56) **References Cited**

U.S. PATENT DOCUMENTS

D117,043 S *	10/1939	Huber	.....	D1/128
D354,349 S *	1/1995	Grein	.....	D24/125

(57) **CLAIM**

We claim the ornamental design for the edible biscuit, as shown and described.

**DESCRIPTION**

FIG. 1 is a top view of the edible biscuit of the present invention.

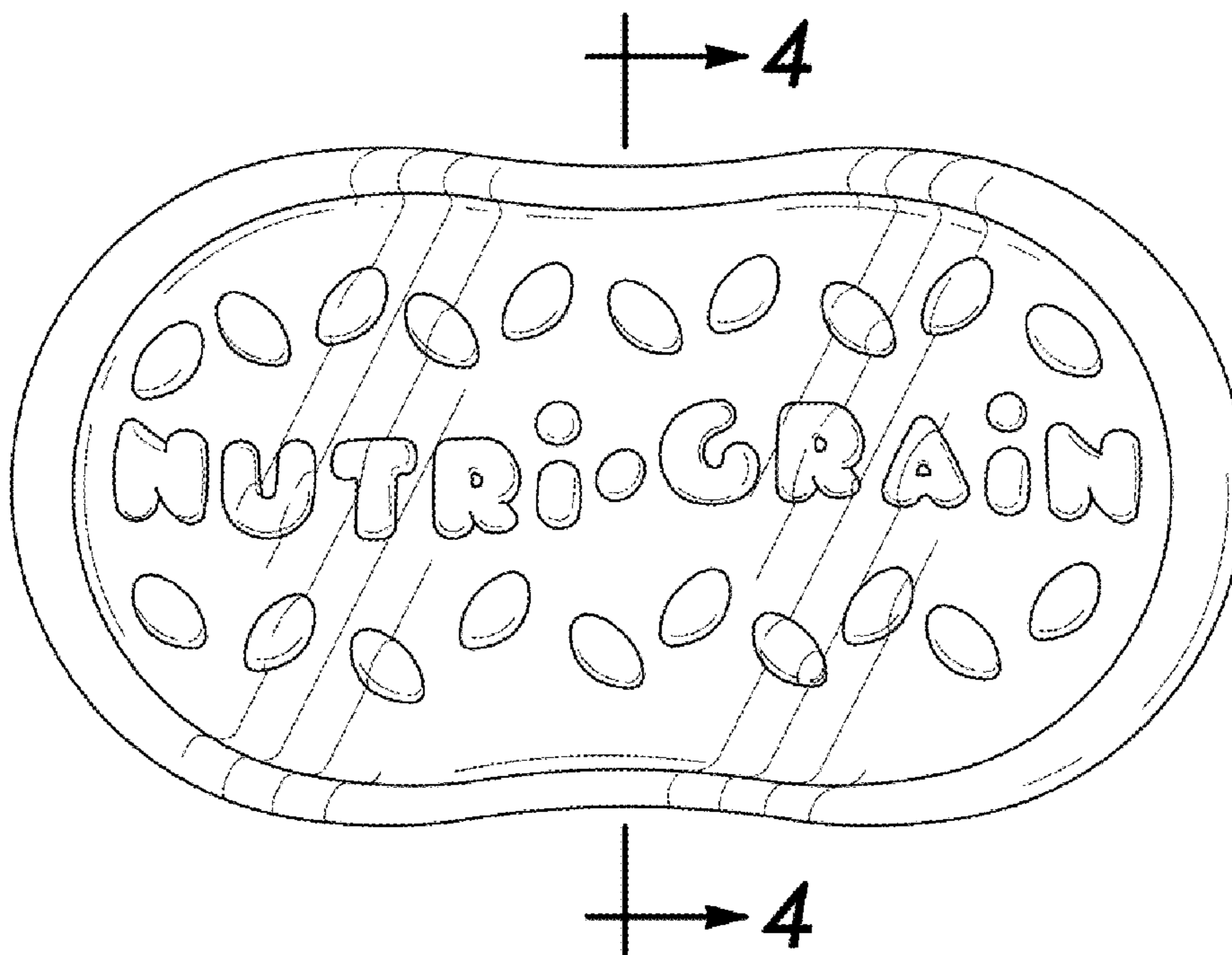
FIG. 2 is a side view of the edible biscuit of the present invention.

FIG. 3 is an end view of the edible biscuit of the present invention.

FIG. 4 is a cross-sectional view taken along line 4-4 of FIG. 1 of the edible biscuit of the present invention; and,

FIG. 5 is a bottom view of the edible biscuit of the present invention.

**1 Claim, 1 Drawing Sheet**



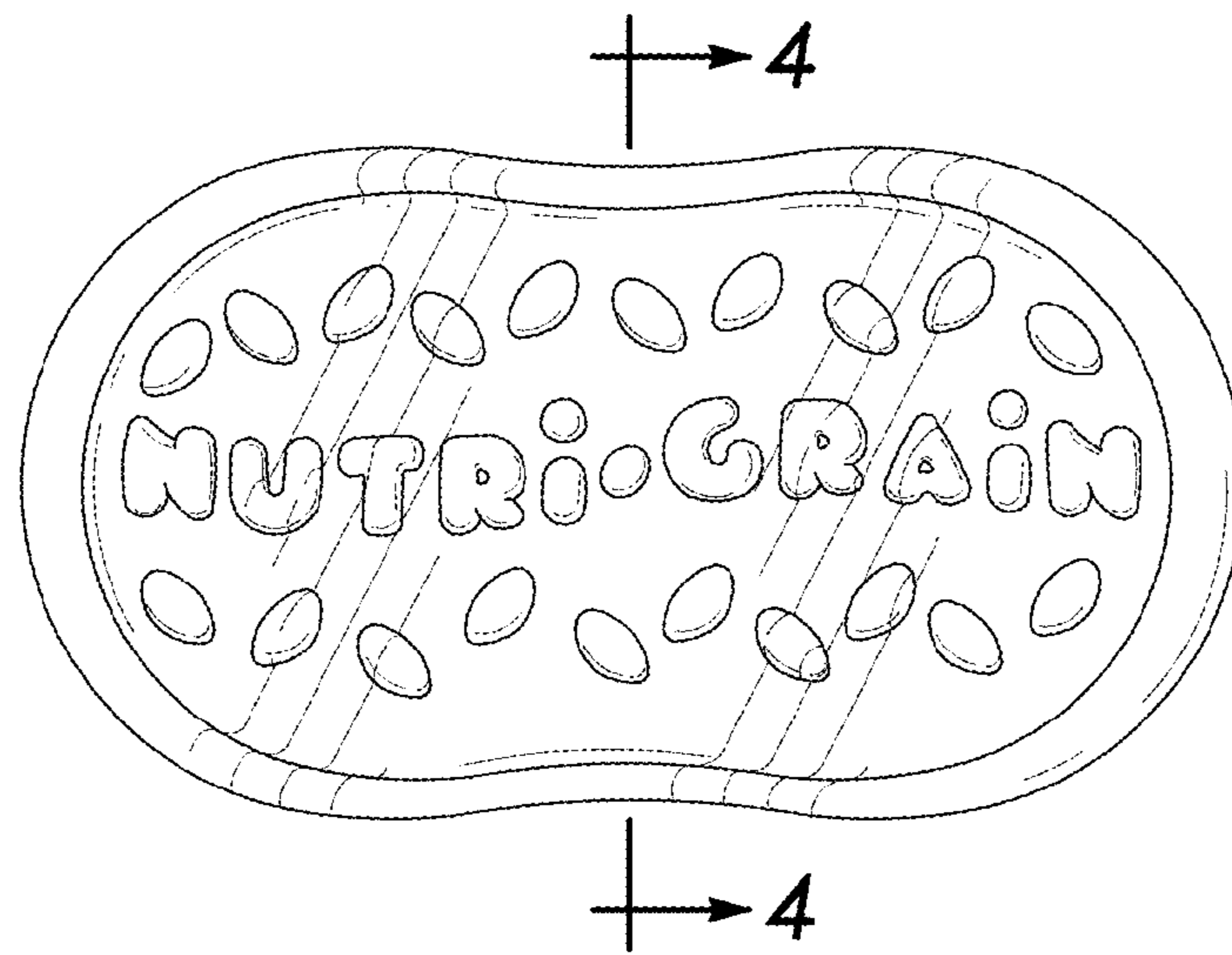


Fig-1

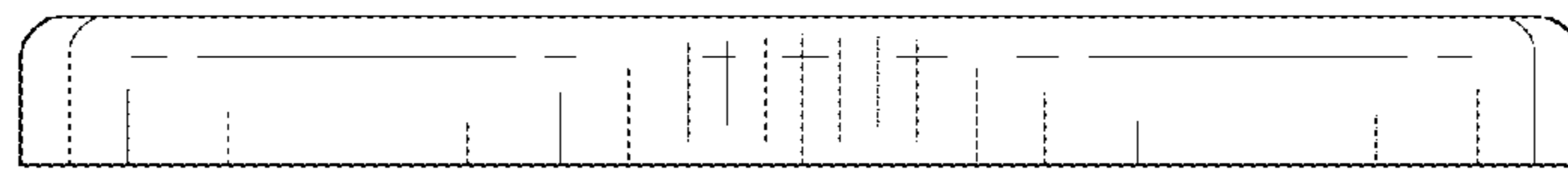


Fig-2

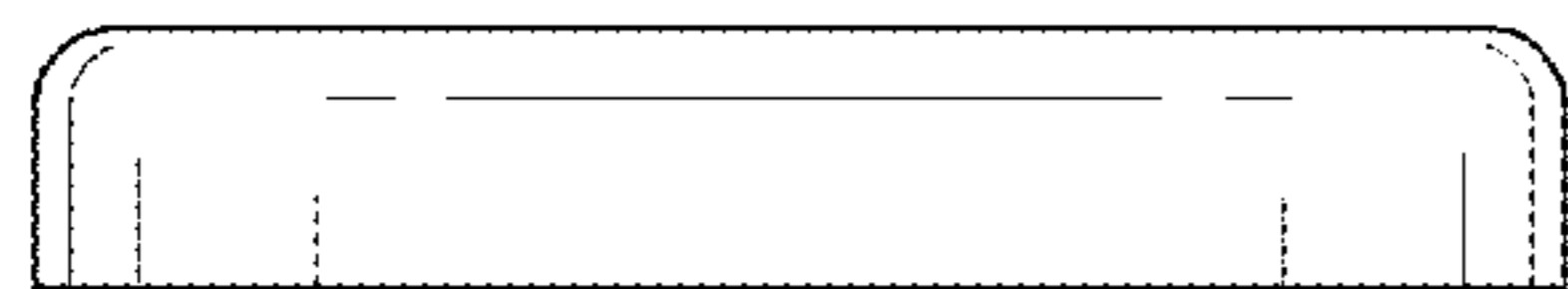


Fig-3



Fig-4

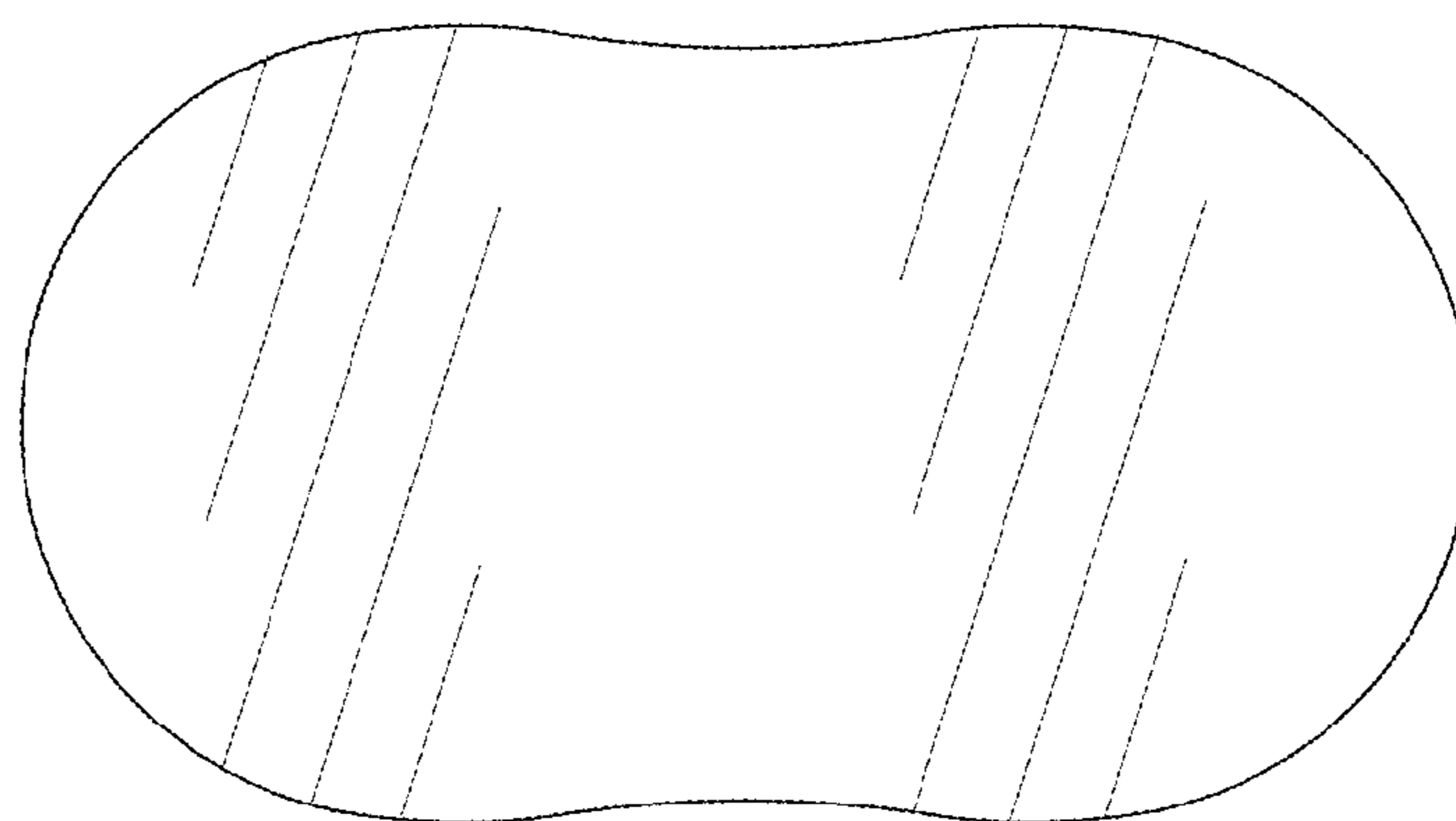


Fig-5