



US00D698112S

(12) **United States Design Patent**
Molinet et al.

(10) **Patent No.:** **US D698,112 S**
(45) **Date of Patent:** **** Jan. 21, 2014**

- (54) **HANDLE FOR A CLEANING TOOL**
- (75) Inventors: **Michael C. Molinet**, Woodbury, MN (US); **Michael J. Kubes**, Oakdale, MN (US); **Lizabeth W. Dretzka**, Woodbury, MN (US); **Philip E. Hague**, Chicago, IL (US); **Yael Karni**, Chicago, IL (US)
- (73) Assignee: **3M Innovative Properties Company**, St. Paul, MN (US)

D530,051 S	10/2006	Treacy	
D543,829 S *	6/2007	Berti	D8/321
D547,554 S *	7/2007	Ajluni et al.	D4/138
D567,019 S *	4/2008	Gonzalez	D7/395
D572,873 S	7/2008	Hoadley	
D575,521 S *	8/2008	Libman et al.	D4/138
D575,522 S *	8/2008	Libman et al.	D4/138
D579,614 S	10/2008	Tanaka	
D579,615 S	10/2008	Ames	
D581,676 S *	12/2008	Libman et al.	D4/138
D586,563 S *	2/2009	Junting	D4/138
D590,114 S	4/2009	Li	

(**) Term: **14 Years**

(Continued)

(21) Appl. No.: **29/415,274**

FOREIGN PATENT DOCUMENTS

(22) Filed: **Mar. 8, 2012**
(Under 37 CFR 1.47)

WO 2007/044249 A1 4/2007

(51) **LOC (10) Cl.** **08-05**

Primary Examiner — John Windmuller

(52) **U.S. Cl.**
USPC **D32/51; D32/52**

(74) *Attorney, Agent, or Firm* — Irina Hass

(58) **Field of Classification Search**
USPC D32/50–52, 40, 44, 45–49; 473/301, 473/302; 15/143.1, 119.2, 120.1, 120.2, 15/116.1, 116.2, 150, 209.1–210.1; 401/137–140; D4/138; D7/395
See application file for complete search history.

(57) **CLAIM**

The ornamental design for a handle for a cleaning tool, as shown and described.

DESCRIPTION

(56) **References Cited**

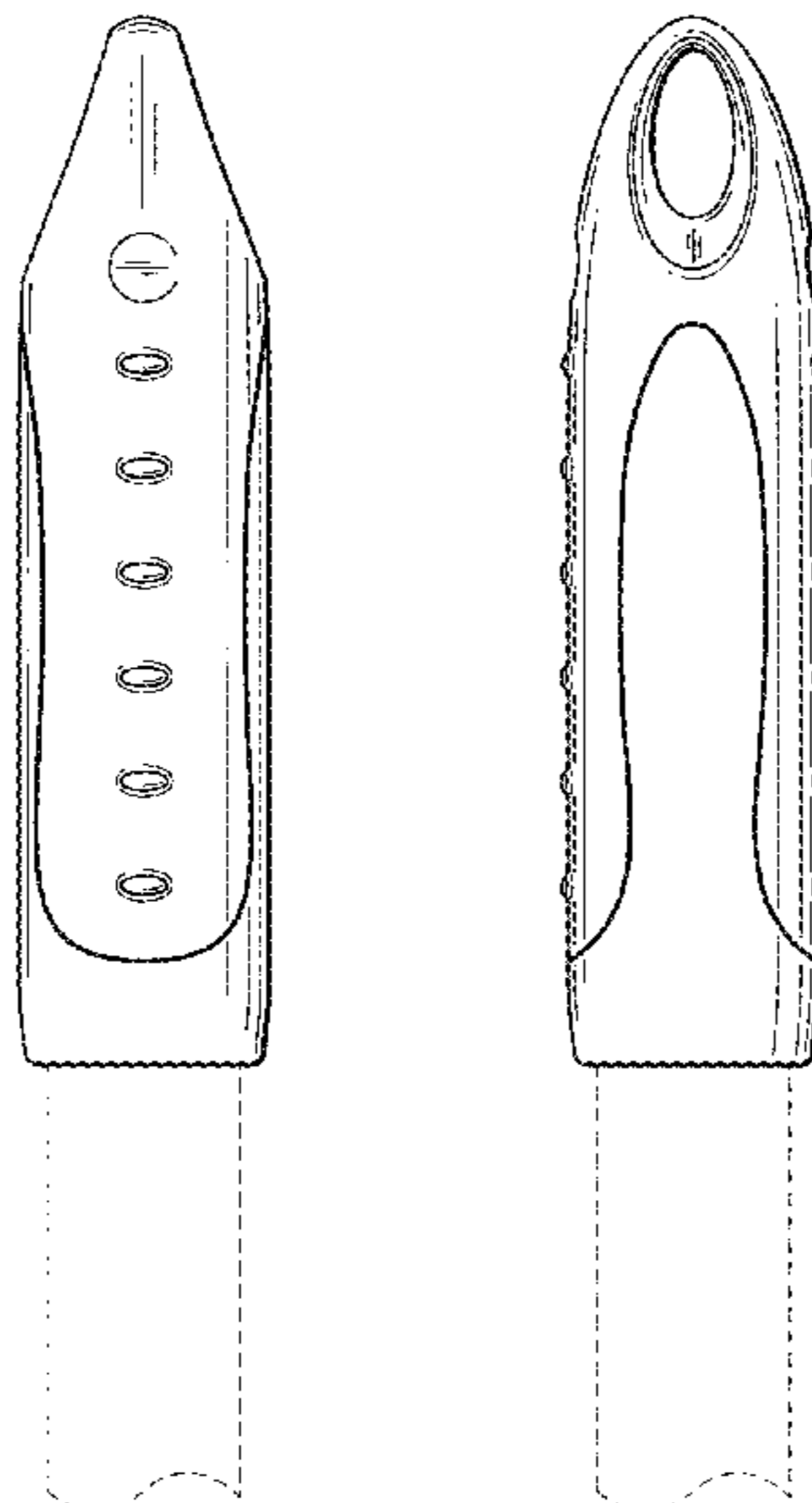
U.S. PATENT DOCUMENTS

D258,861 S *	4/1981	Bratton et al.	D7/387
D328,373 S	7/1992	Murray	
D374,795 S *	10/1996	Lie	D7/395
D391,711 S	3/1998	Hanaoka	
D411,780 S *	7/1999	Muller	D7/393
D424,872 S *	5/2000	Suero et al.	D7/401.2
D444,029 S *	6/2001	Wold et al.	D7/395
D461,058 S *	8/2002	Hay	D4/138
D482,259 S *	11/2003	Chen	D8/107
D482,874 S *	12/2003	Dotterman	D4/138
D483,242 S	12/2003	Heathcock	
D495,198 S *	8/2004	Gonzalez	D7/395
D524,549 S *	7/2006	Ajluni et al.	D4/128

FIG. 1 is a perspective view of the new design for a handle for a cleaning tool;
FIG. 2 is a right side view thereof, the left side view being a mirror image thereof;
FIG. 3 is a front view thereof, the rear view being a mirror image thereof;
FIG. 4 is a top view thereof;
FIG. 5 is a bottom view thereof; and,
FIG. 6 is a perspective view thereof shown attached to a cleaning head.

The broken lines in the drawings are shown for illustrative purposes only and form no part of the claimed design. In addition, the surface shading illustrated in the drawings is provided merely to highlight the contour of design; it is not intended to be illustrative of texture or gloss.

1 Claim, 2 Drawing Sheets



US D698,112 S

Page 2

(56)

References Cited

U.S. PATENT DOCUMENTS

D592,451 S * 5/2009 Logiudice et al. D7/395
D608,965 S 1/2010 Tanaka
D609,871 S 2/2010 Zach

D612,706 S * 3/2010 Libman et al. D8/321
D613,014 S 3/2010 Hoadley
D640,874 S * 7/2011 Huang D4/138
D648,088 S * 11/2011 Raven D32/40
D679,941 S * 4/2013 Sigel D7/395

* cited by examiner

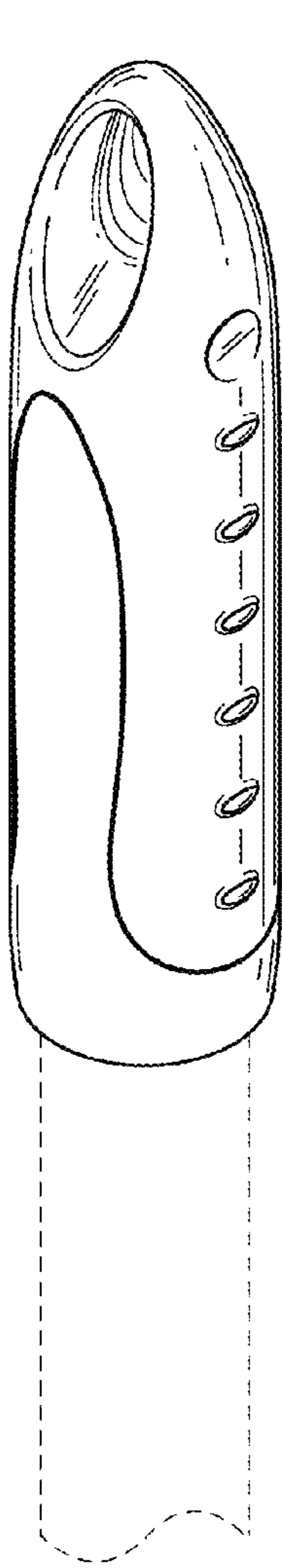


FIG. 1

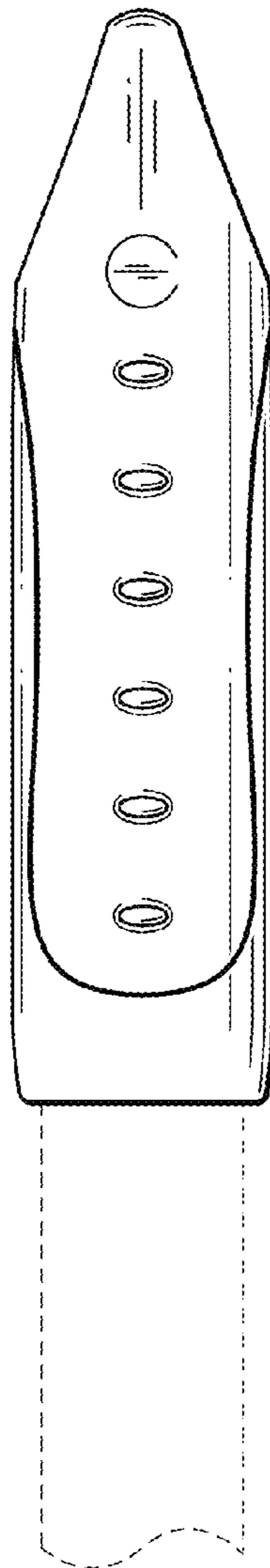


FIG. 2

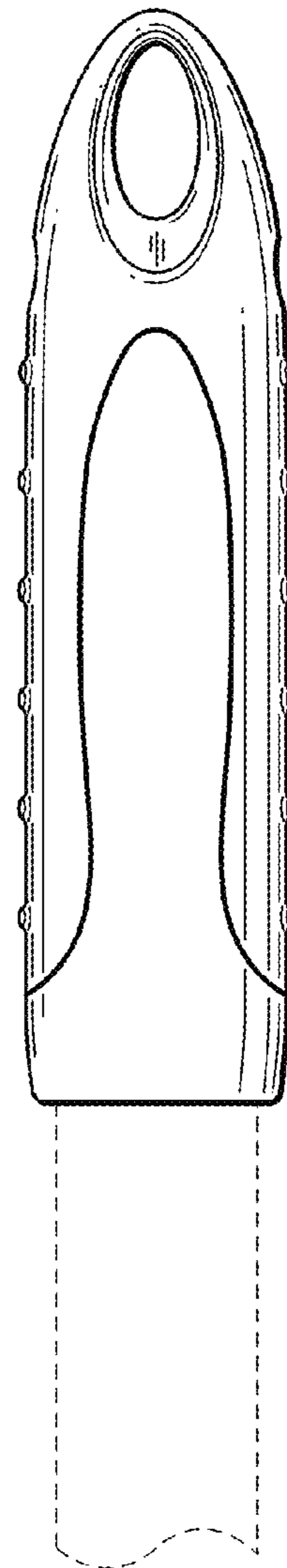


FIG. 3

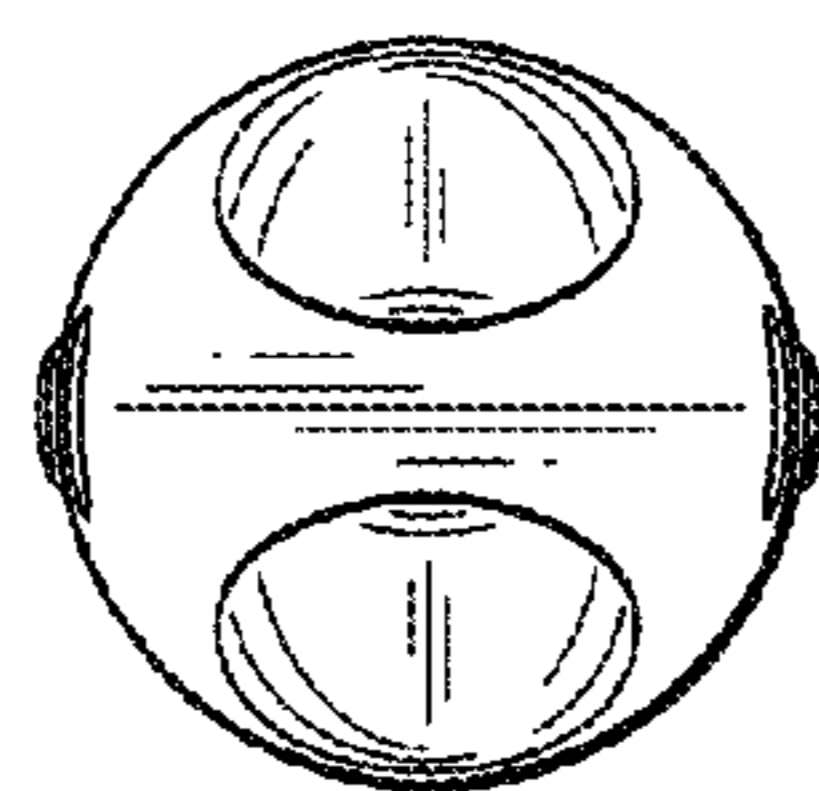


FIG. 4

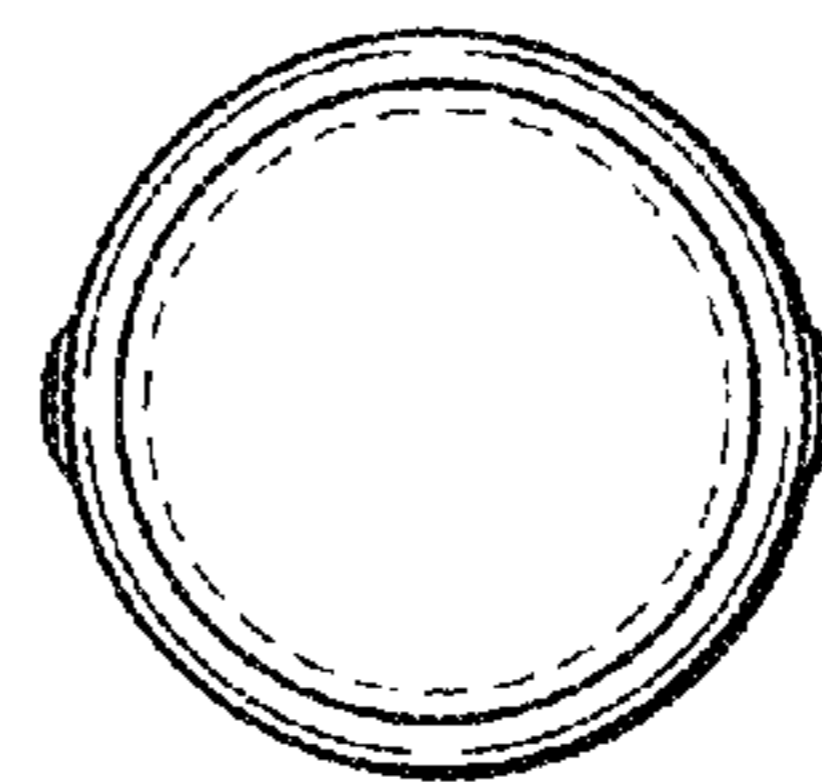


FIG. 5

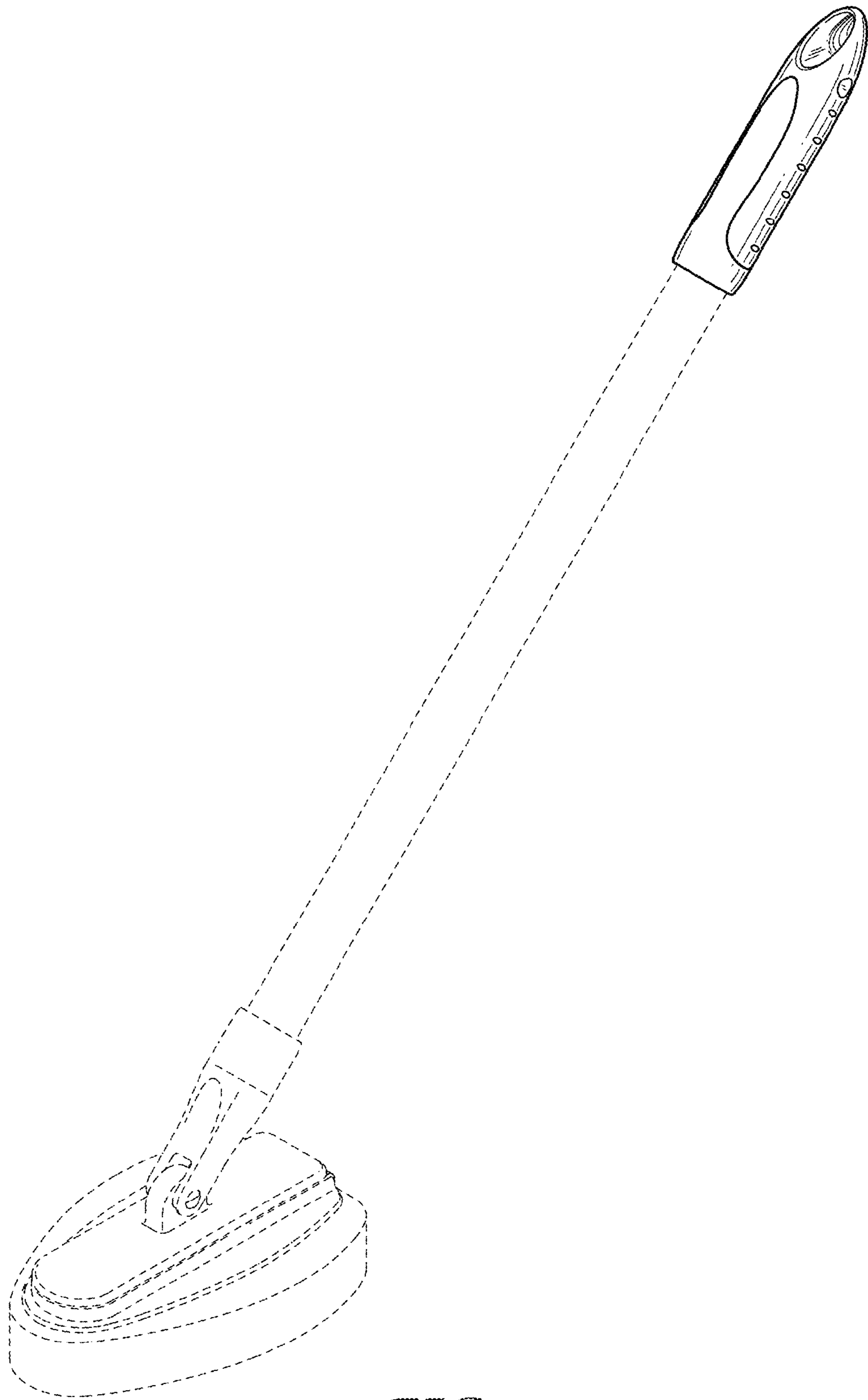


FIG. 6