



US00D698086S

(12) **United States Design Patent**  
**Zheng et al.**

(10) **Patent No.:** **US D698,086 S**  
(45) **Date of Patent:** **\*\* Jan. 21, 2014**

- (54) **CLIPPER HEAD**
- (71) Applicant: **Allegiance Corporation**, McGaw Park, IL (US)
- (72) Inventors: **Chenglin Zheng**, Paiter Electric (CN); **Yuen Shyang Wang**, Singapore (SG)
- (73) Assignee: **Cardinal Health Singapore 225 Pte Ltd**, Singapore (SG)
- (\*\*) Term: **14 Years**
- (21) Appl. No.: **29/450,022**
- (22) Filed: **Mar. 15, 2013**
- (51) **LOC (10) Cl.** ..... **28-03**
- (52) **U.S. Cl.**  
USPC ..... **D28/54**
- (58) **Field of Classification Search**  
USPC ..... D28/49-54, 44-48; 30/34.05, 32, 34.1, 30/34.2, 43-43.92, 526-527, 44-45, 341, 30/272.1, 226-227, 231, 233-233.5, 537, 30/539-540  
See application file for complete search history.

D567,443 S *	4/2008	Giannini	.....	D28/53
D567,444 S *	4/2008	Giannini	.....	D28/54
D567,445 S *	4/2008	Giannini	.....	D28/54
D583,098 S *	12/2008	Giannini	.....	D28/54
D602,636 S *	10/2009	Lothar et al.	.....	D28/54
D624,244 S *	9/2010	Giannini	.....	D28/54
D628,743 S *	12/2010	Shoavi	.....	D28/52
2003/0145469 A1 *	8/2003	Ogawa et al.	.....	30/210

\* cited by examiner

*Primary Examiner* — Jennifer Rivard  
(74) *Attorney, Agent, or Firm* — Arent Fox LLP

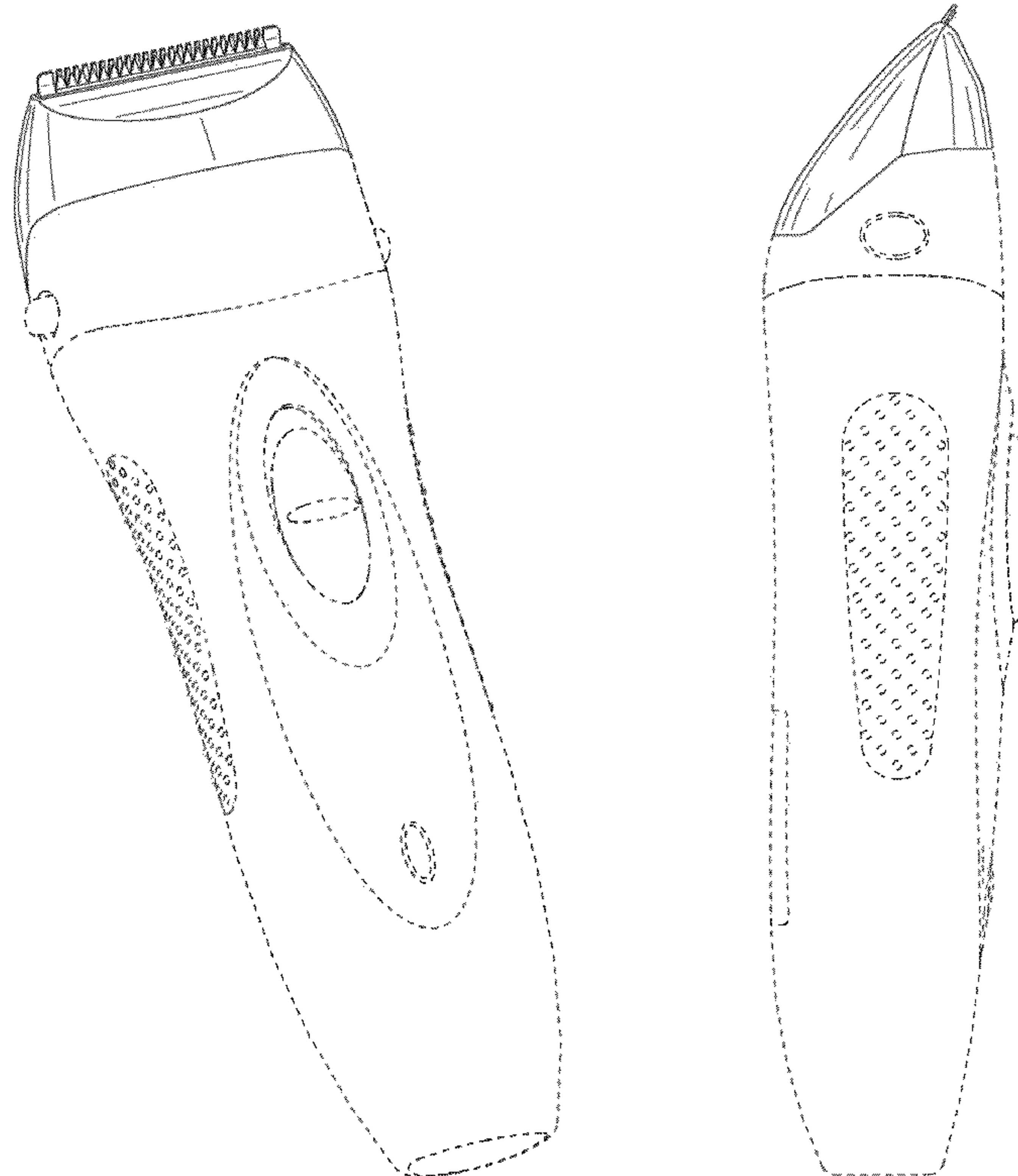
(57) **CLAIM**  
The ornamental design for a clipper head, as shown and described.

**DESCRIPTION**

FIG. 1 is a perspective view of a clipper head showing our new design;  
FIG. 2 is a front view of the design shown in FIG. 1;  
FIG. 3 is a back view of the design shown in FIG. 1;  
FIG. 4 is a left side view of the design shown in FIG. 1; the right side view being a mirror image thereof;  
FIG. 5 is a bottom view of the design shown in FIG. 1; and, FIG. 6 is a top view of the design shown in FIG. 1.  
The broken lines shown in the drawings illustrate the environment and form no part of the claimed design.

**1 Claim, 5 Drawing Sheets**

- (56) **References Cited**  
U.S. PATENT DOCUMENTS  
D283,061 S \* 3/1986 Kitashima et al. .... D28/53  
D451,639 S \* 12/2001 Lior ..... D28/10



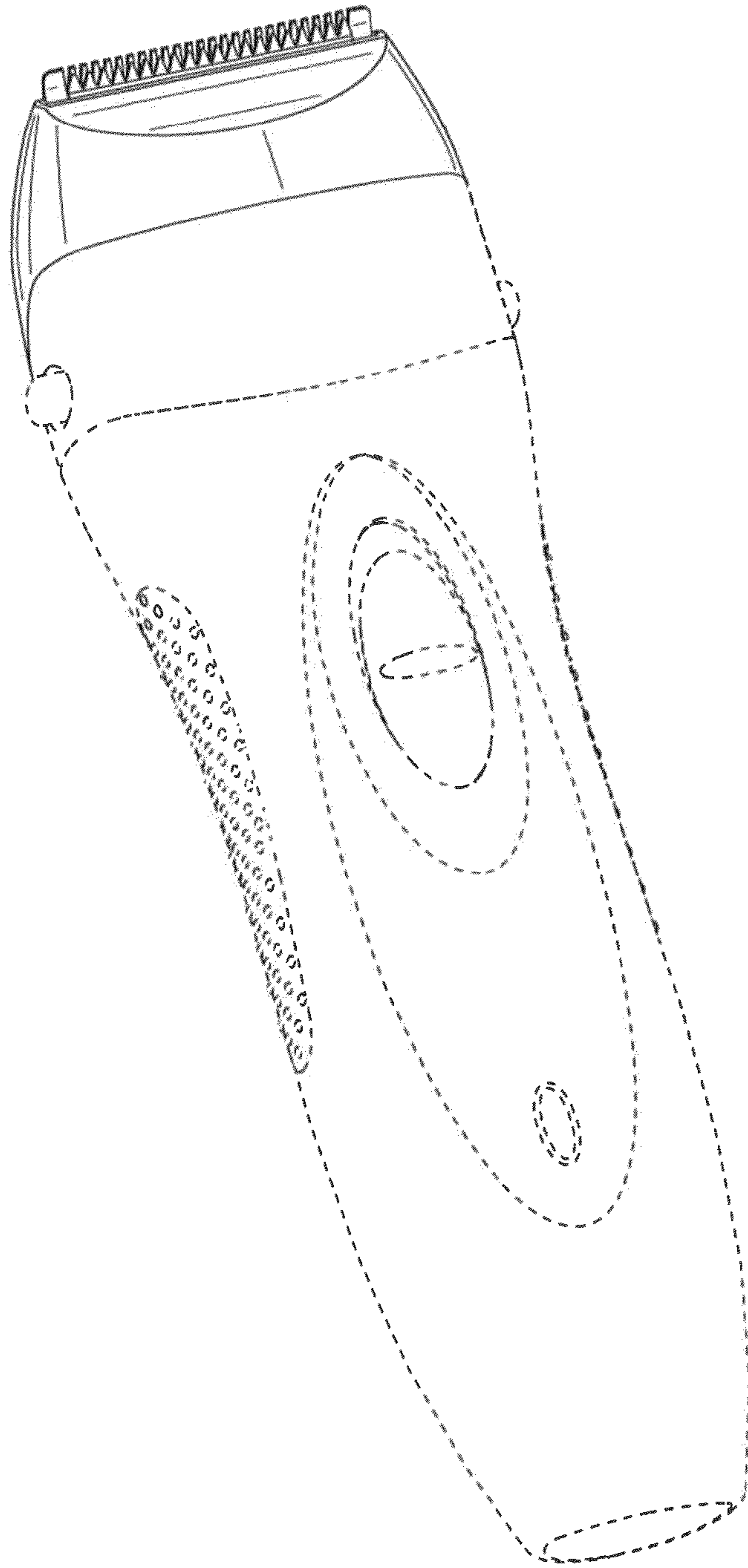


FIG.1

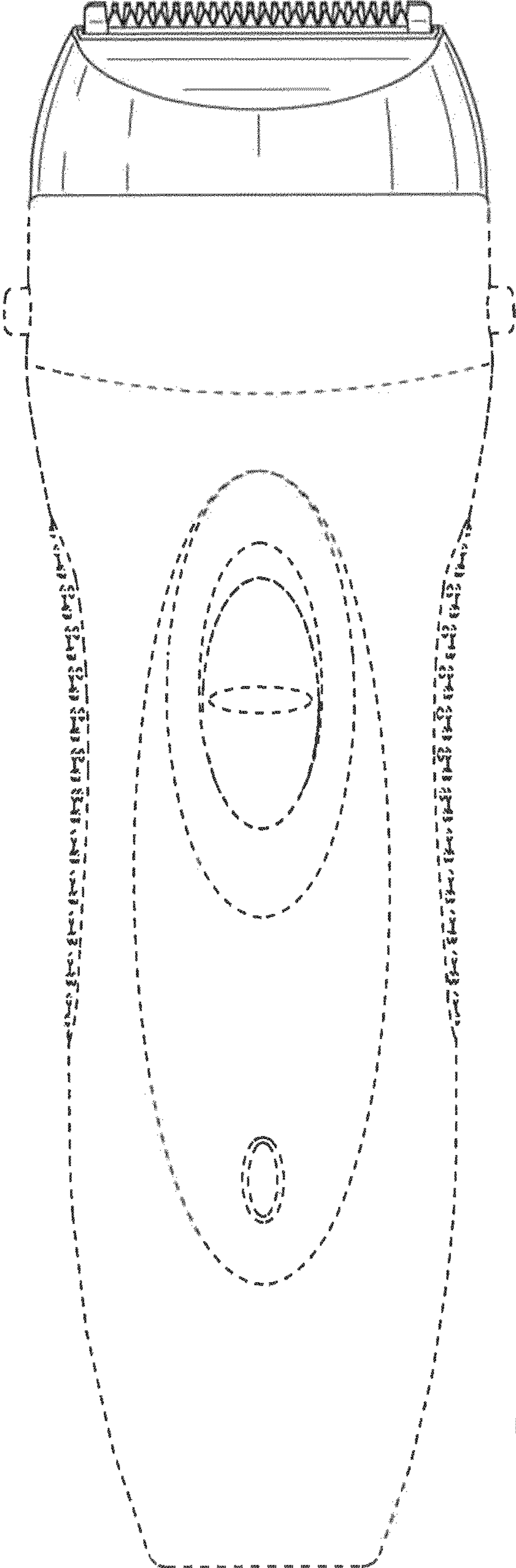


FIG.2

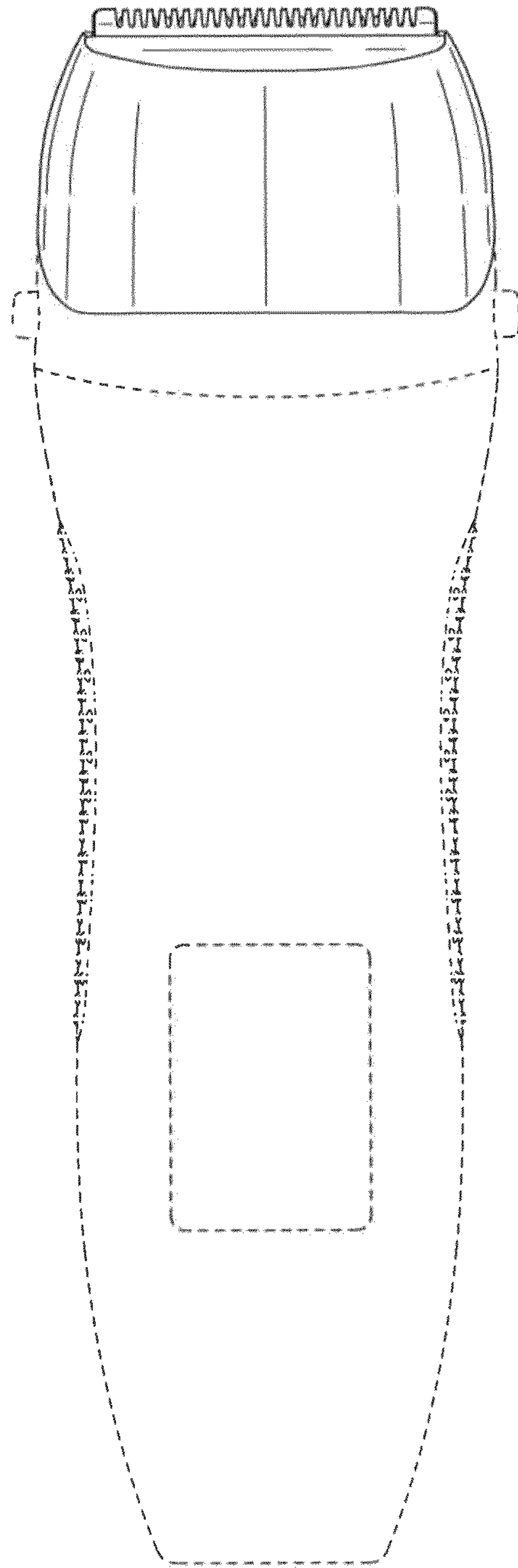


FIG.3

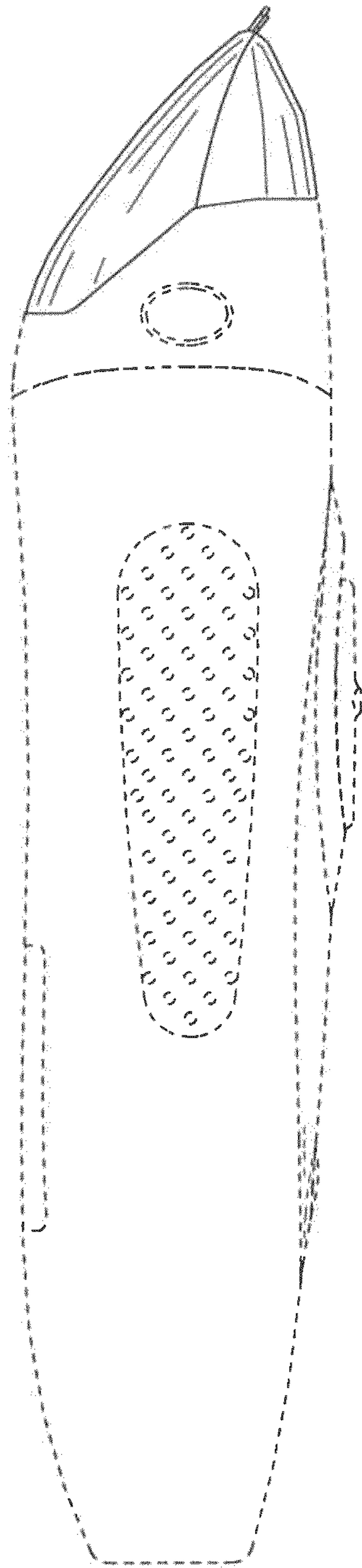


FIG.4



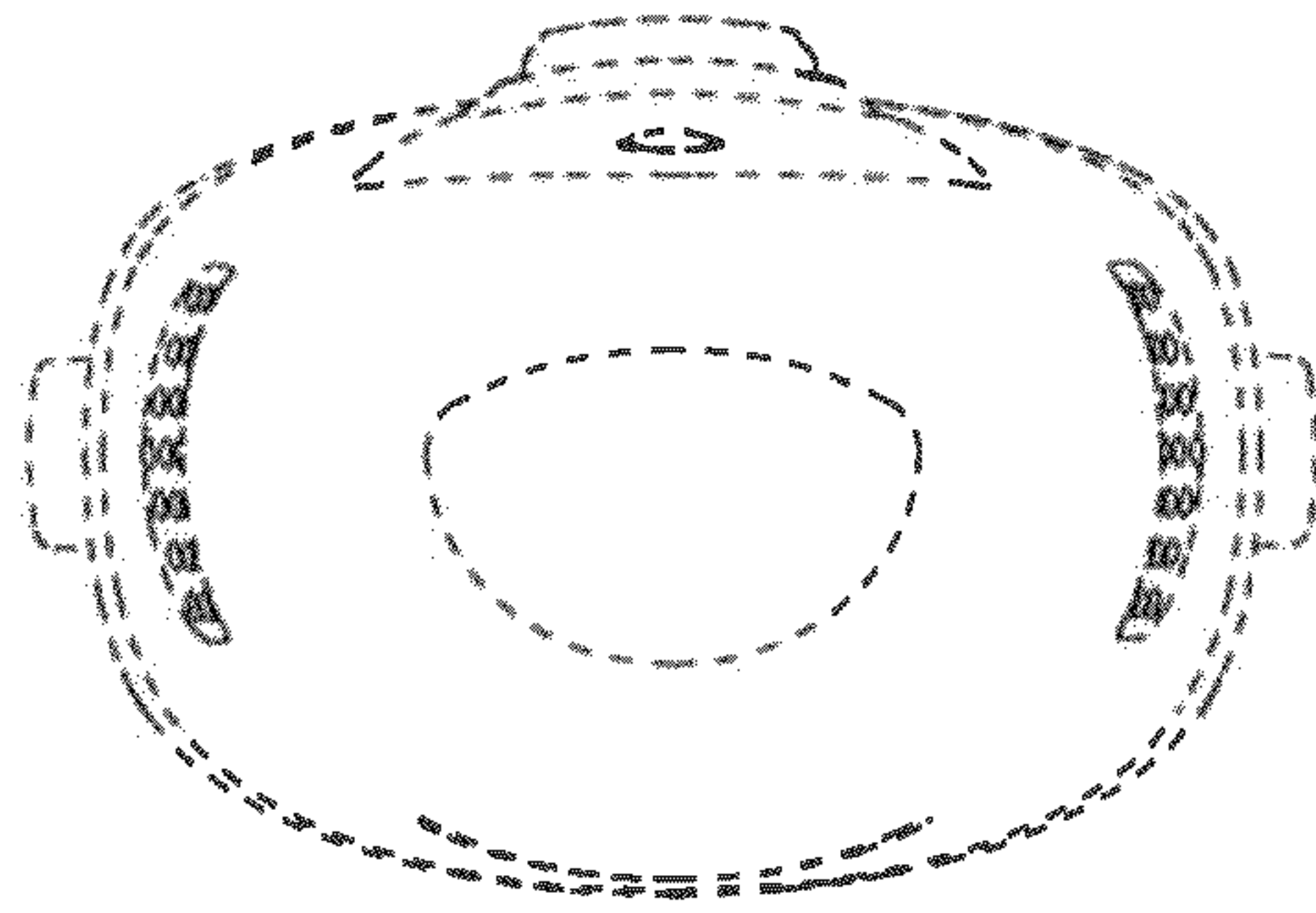


FIG. 5

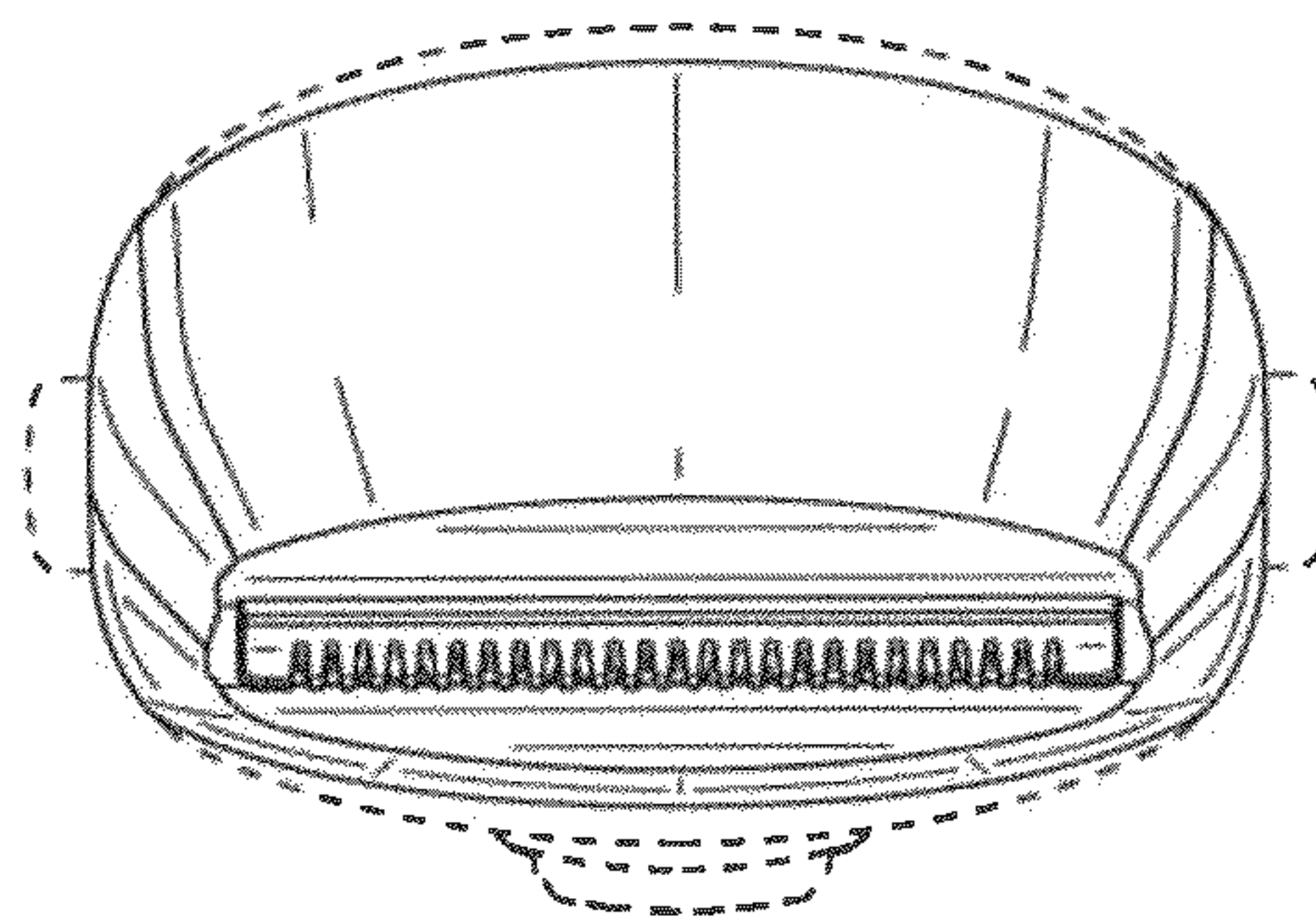


FIG. 6