



US00D698045S

(12) **United States Design Patent**
Buist et al.

(10) **Patent No.:** **US D698,045 S**
(45) **Date of Patent:** **** Jan. 21, 2014**

(54) **VEGETATED ROOF MODULE**
(75) Inventors: **Richard J. Buist**, Burlington (CA);
Walter A. Hermann, Pickering (CA)

(73) Assignees: **Bioroof Systems Inc.**, Burlington,
Ontario; **Green Innovations Ltd.**,
Pickering, Ontario

(**) Term: **14 Years**

(21) Appl. No.: **29/424,074**

(22) Filed: **Jun. 7, 2012**

(51) **LOC (10) Cl.** **25-01**

(52) **U.S. Cl.**
USPC **D25/141**

(58) **Field of Classification Search**
USPC D25/139, 141, 144; 47/65.6, 65.9
See application file for complete search history.

(56) **References Cited**

U.S. PATENT DOCUMENTS

5,315,786	A	5/1994	Smith et al.	
5,419,080	A	5/1995	Buss et al.	
5,437,698	A	8/1995	Furukawa	
5,581,936	A	12/1996	Belgiorno	
5,673,513	A	10/1997	Casimaty	
5,946,854	A	9/1999	Guillemain et al.	
6,581,329	B1	6/2003	Eriksson	
6,606,823	B1	8/2003	McDonough et al.	
6,732,666	B2	5/2004	Layt	
D501,051	S *	1/2005	Yang et al. D25/139
6,862,842	B2	3/2005	Mischo	

7,392,616	B1	7/2008	Bagby	
D587,821	S *	3/2009	Larsen D25/141
2002/0007592	A1 *	1/2002	Mischo 47/65.9
2004/0081771	A1	4/2004	Waterford	
2005/0044791	A1	3/2005	Morandini et al.	
2005/0102921	A1	5/2005	Mischo	
2005/0120656	A1	6/2005	Luckett	
2005/0155287	A1	7/2005	Phillips	
2007/0079547	A1	4/2007	Gold	
2007/0094927	A1	5/2007	Perry	
2007/0130828	A1	6/2007	Mathy	
2007/0261299	A1	11/2007	Kephart	
2008/0168710	A1	7/2008	MacKenzie	
2009/0260284	A1 *	10/2009	Barbalho 47/65.9
2011/0030274	A1	2/2011	Buist	

* cited by examiner

Primary Examiner — Doris Clark

(74) *Attorney, Agent, or Firm* — Bereskin & Parr LLP

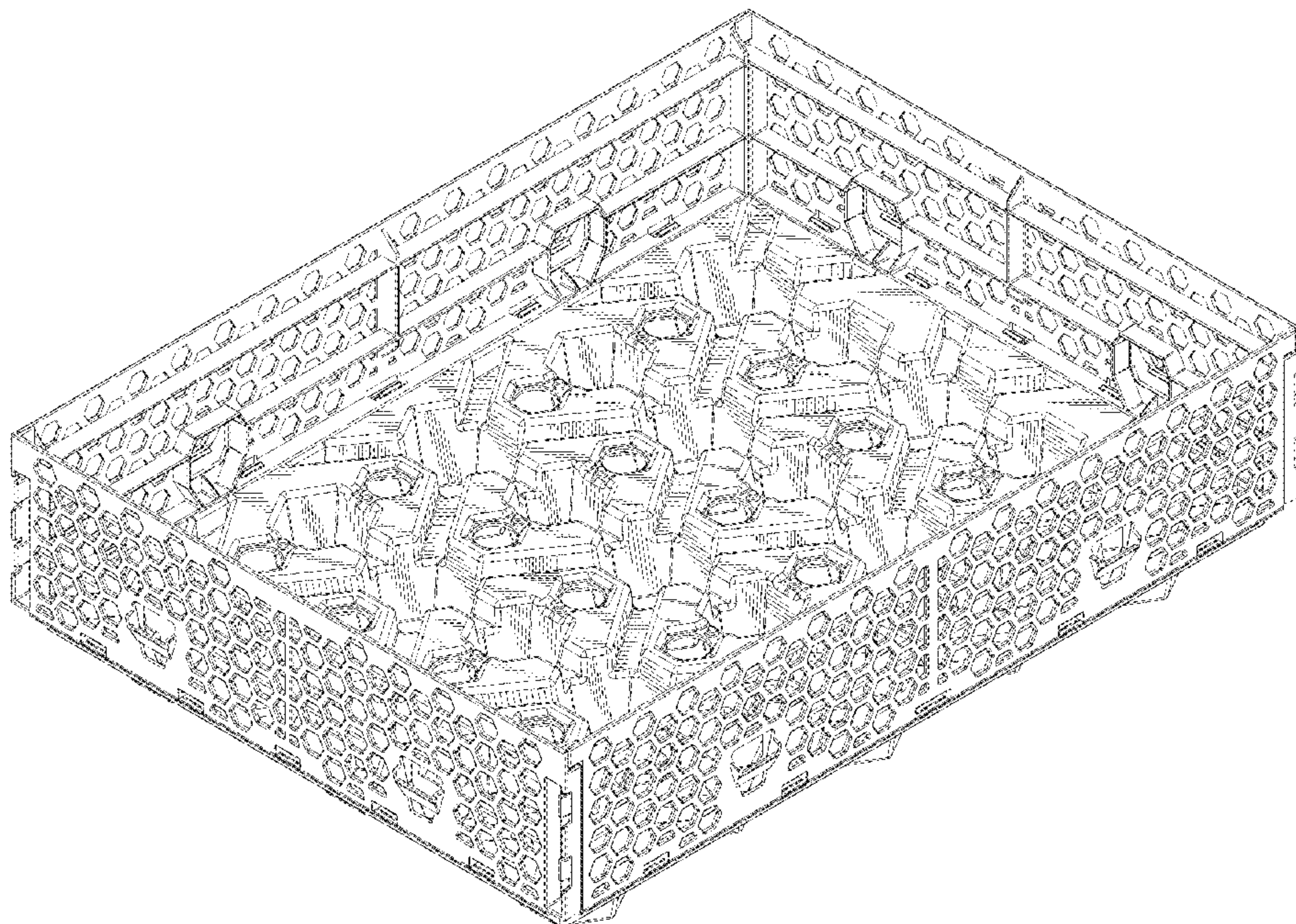
(57) **CLAIM**

The ornamental design for a vegetated roof module, as shown and described.

DESCRIPTION

FIG. 1 is a top perspective view of the subject design;
FIG. 2 is a bottom perspective view thereof;
FIG. 3 is a front elevational view thereof;
FIG. 4 is a left side view thereof;
FIG. 5 is a back elevational view thereof;
FIG. 6 is a right side view thereof;
FIG. 7 is a top plan view; and,
FIG. 8 is a bottom plan view.

1 Claim, 8 Drawing Sheets



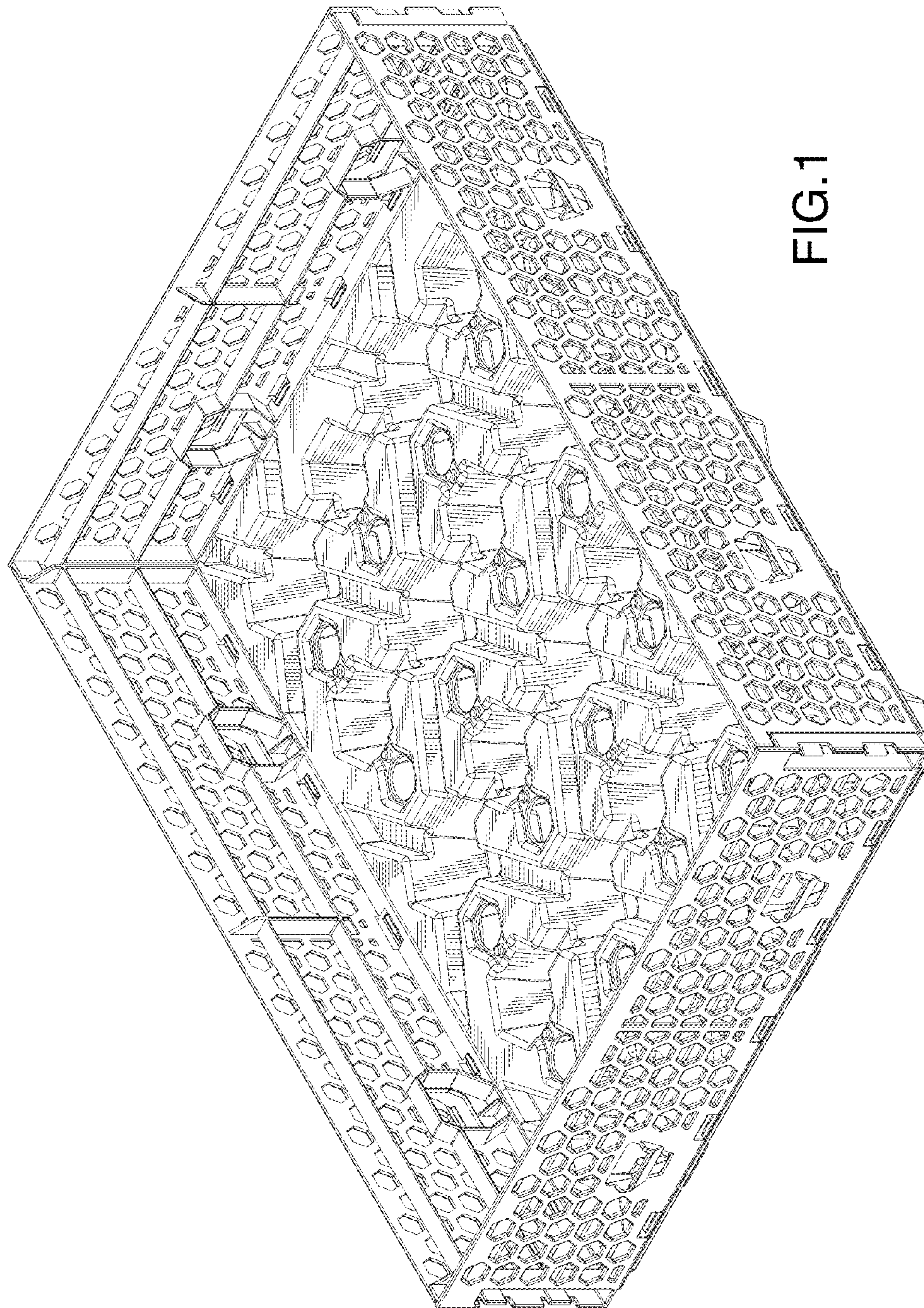


FIG.1

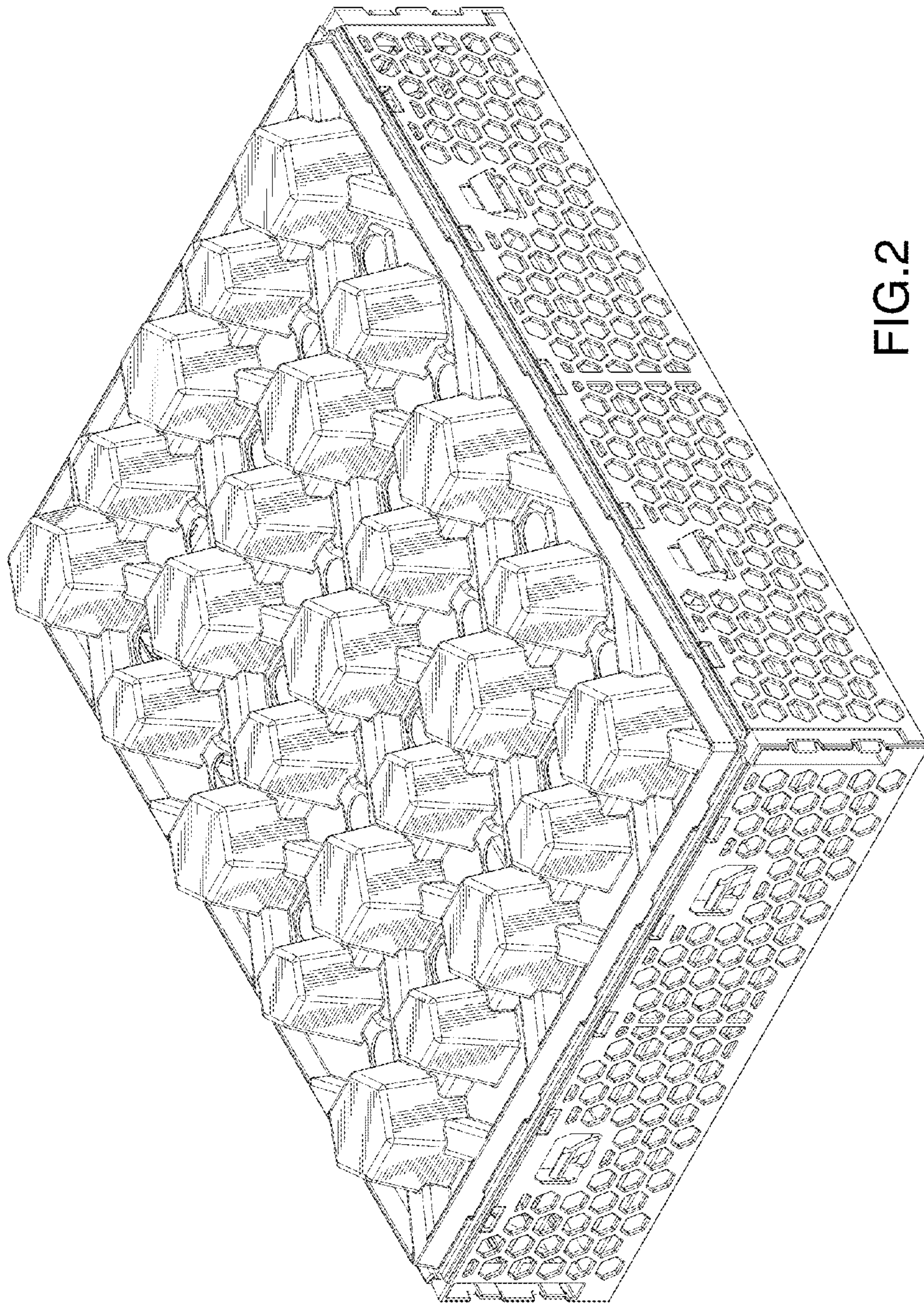


FIG.2

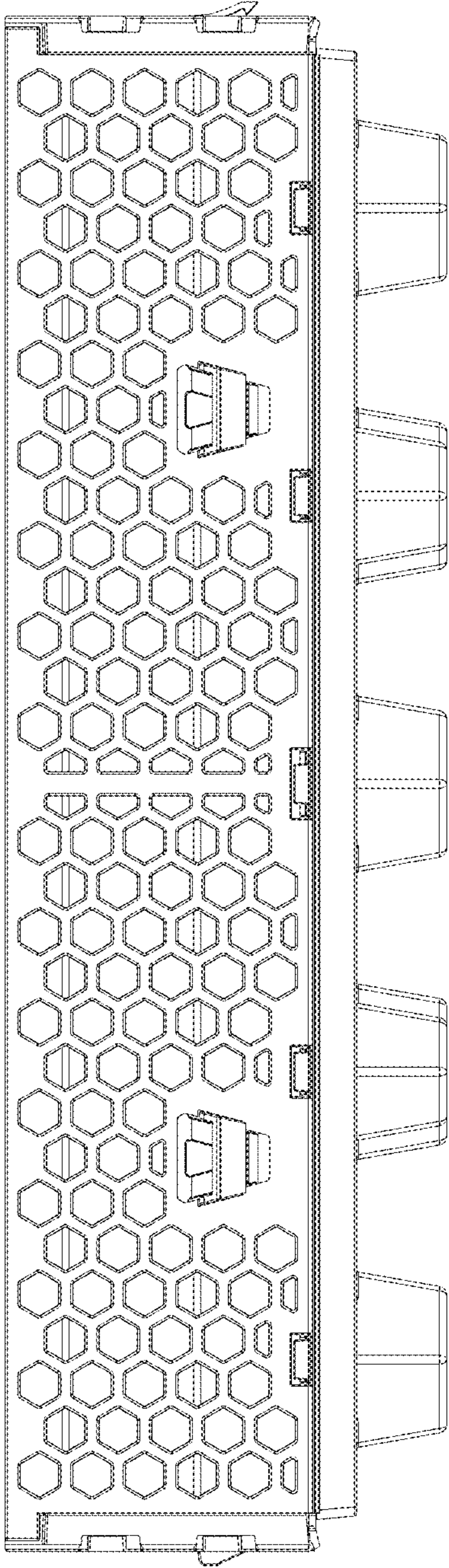


FIG.3

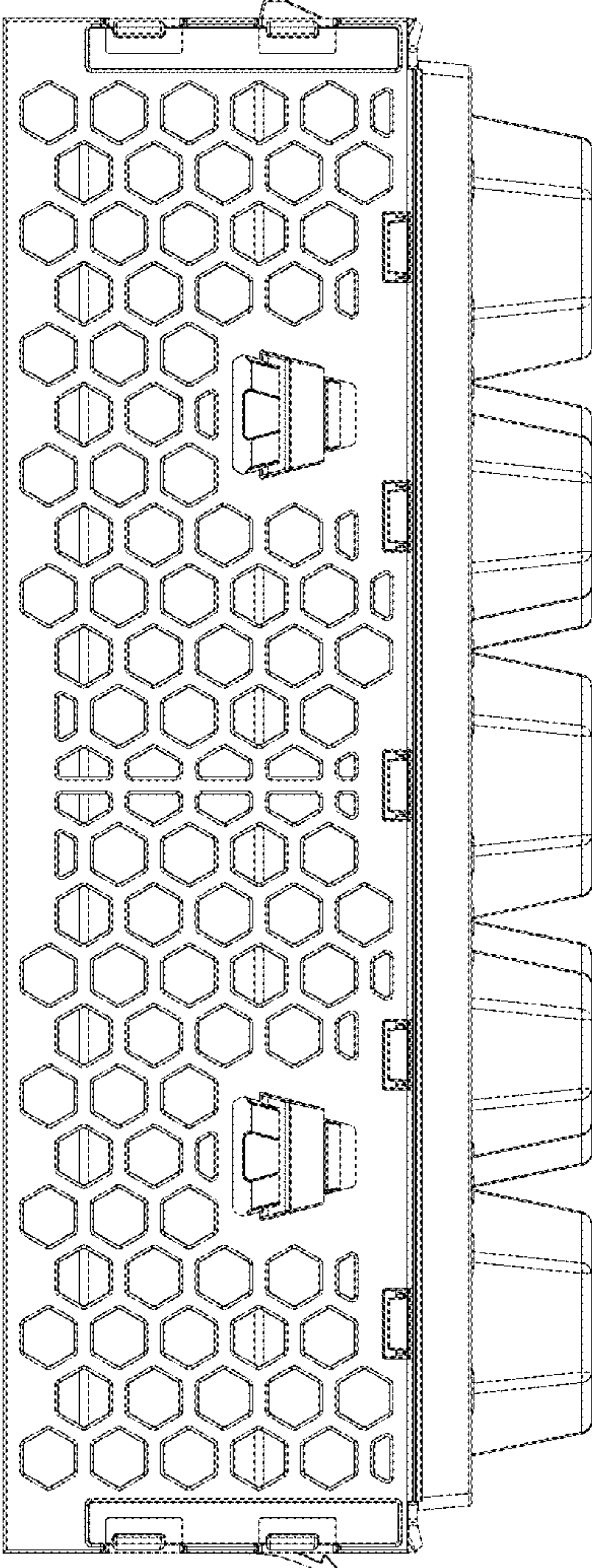


FIG.4

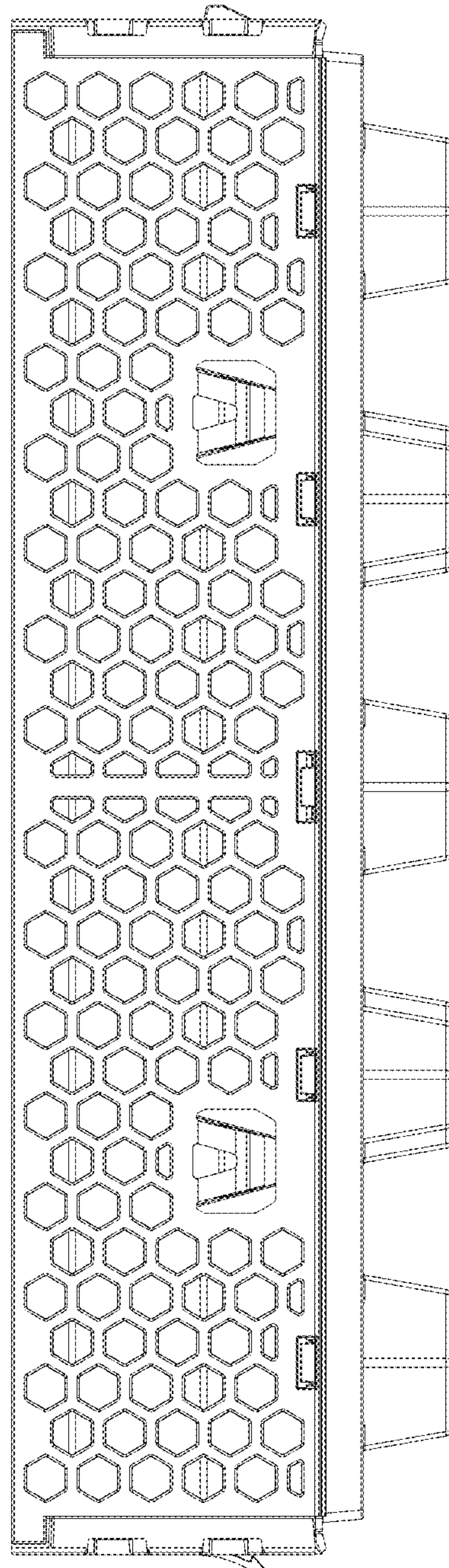


FIG.5

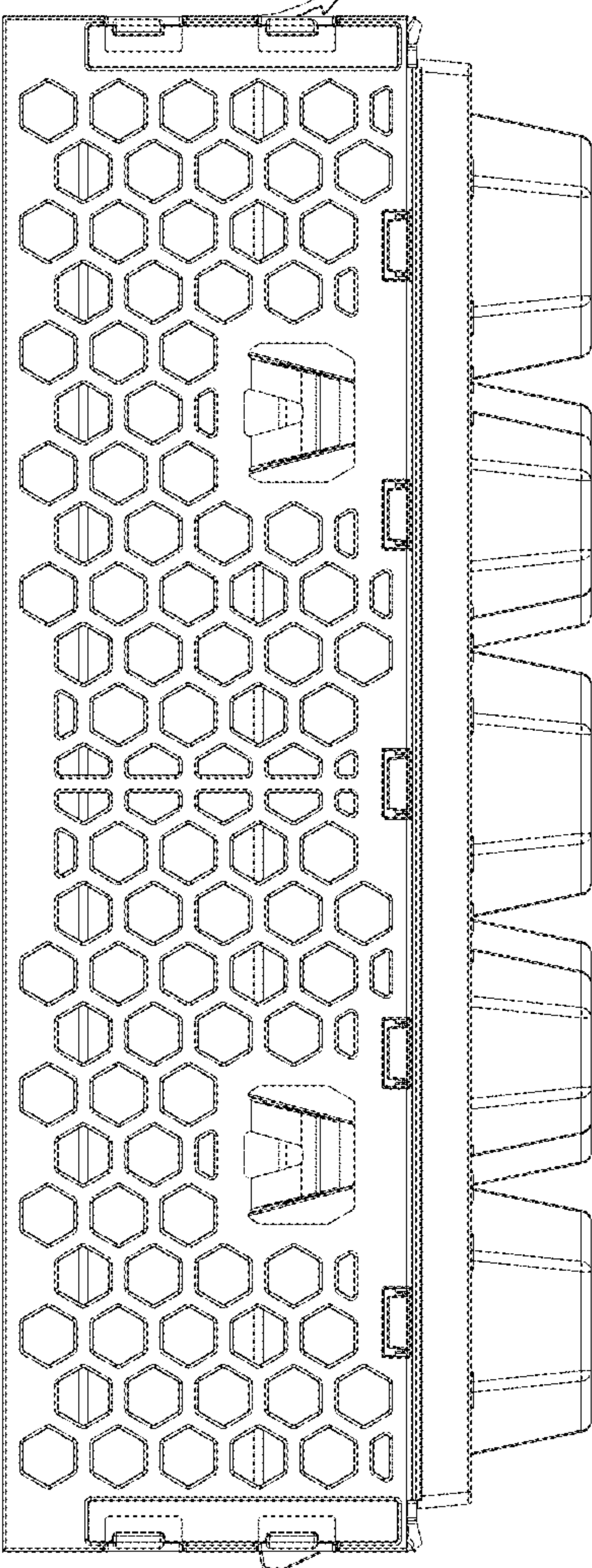


FIG.6




FIG.7




FIG.8