

US00D698003S

(12) **United States Design Patent**
Delorme

(10) **Patent No.:** **US D698,003 S**
(45) **Date of Patent:** **** Jan. 21, 2014**

(54) **TANK OF A HAND-OPERATED SPRAYER**

(75) Inventor: **John D. Delorme**, Spencerport, NY
(US)

(73) Assignee: **Chapin Manufacturing, Inc.**, Batavia,
NY (US)

(**) Term: **14 Years**

(21) Appl. No.: **29/419,123**

(22) Filed: **Apr. 25, 2012**

(51) **LOC (10) Cl.** **23-01**

(52) **U.S. Cl.**
USPC **D23/202; D23/225**

(58) **Field of Classification Search**
USPC D23/202, 213, 225; 222/372, 383.1;
239/302, 308, 332, 333, 337, DIG. 14
See application file for complete search history.

(56) **References Cited**

U.S. PATENT DOCUMENTS

D190,773 S	6/1961	Koch
D285,475 S	9/1986	Born
D295,659 S	5/1988	Born
D295,886 S	5/1988	Dolton et al.
D296,813 S	7/1988	Ellison
D311,240 S	10/1990	Born
D327,528 S	6/1992	Sears et al.
D328,422 S	8/1992	Fuchs et al.
D334,705 S	4/1993	Pereira et al.
D336,845 S	6/1993	Carroll et al.
D343,577 S	1/1994	Proctor
D347,788 S	6/1994	Steijns et al.
D356,036 S	3/1995	Hoyt
D366,926 S	2/1996	McGinnity et al.
D386,572 S	11/1997	Radtke et al.
D391,626 S	3/1998	Spriegel
D398,223 S	9/1998	Bertolini et al.
D406,313 S	3/1999	Prosper et al.
D423,641 S	4/2000	Spriegel

D431,279 S	9/2000	Spriegel
D433,624 S	11/2000	Negre
D464,874 S	10/2002	Tune et al.
D466,402 S	12/2002	Cummings et al.
D477,783 S	7/2003	Gilmore et al.
D490,140 S	5/2004	Byron
D490,299 S	5/2004	Byron
6,953,133 B2	10/2005	Englhard et al.
7,032,841 B1	4/2006	Swisher
D529,577 S	10/2006	McGiveron

(Continued)

OTHER PUBLICATIONS

U.S. Trademark Registration No. 2,587,356, Registered Jul. 2, 2002;
The mark consists of the Configuration of a Hand-Operated Portable
Sprayer, Highlighted by Decorative "ribs" on the Front and Right
Sides Thereof.

(Continued)

Primary Examiner — Robin V Webster

(74) *Attorney, Agent, or Firm* — Kenneth J. Lukacher Law
Group

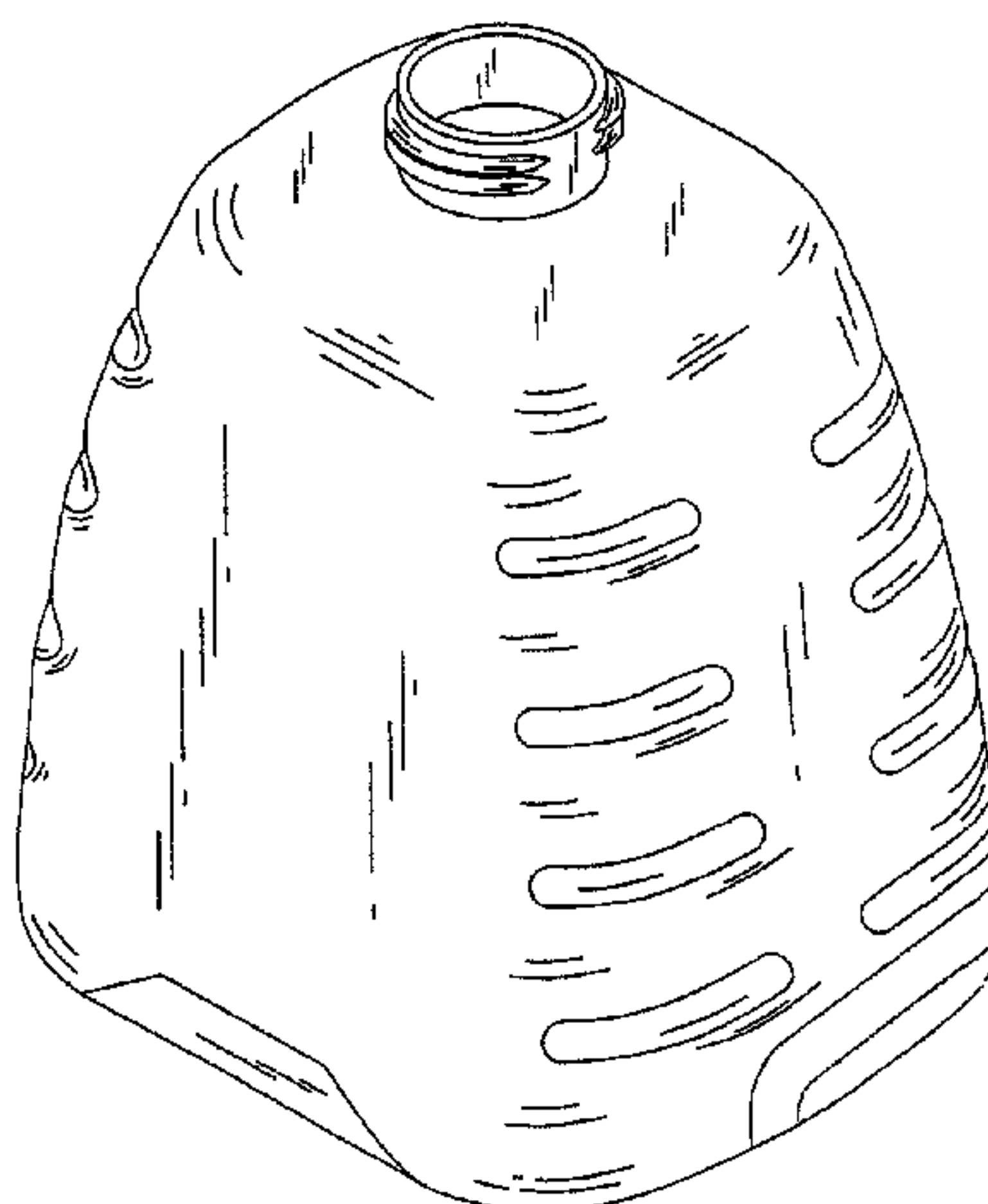
(57) **CLAIM**

The ornamental design of a tank of a hand-operated sprayer,
as shown and described.

DESCRIPTION

FIG. 1 is a perspective view from the right, front side of a tank
of a hand-operated sprayer showing my design;
FIG. 2 is a perspective view from the left front side looking
upwardly from the bottom thereof;
FIG. 3 is a front elevational view thereof;
FIG. 4 is a back elevational view thereof;
FIG. 5 is a left side elevational view thereof;
FIG. 6 is a right side view thereof;
FIG. 7 is a top view thereof; and,
FIG. 8 is a bottom view thereof.

1 Claim, 8 Drawing Sheets



(56)

References Cited

U.S. PATENT DOCUMENTS

D529,806 S 10/2006 Cummings
7,118,050 B1 10/2006 Chen
7,237,729 B2 7/2007 Chen
D557,140 S 12/2007 Voight et al.
D564,068 S 3/2008 Campbell
7,347,386 B2 3/2008 Chen
D570,447 S 6/2008 Hillhouse
D581,805 S 12/2008 Suxdorf
D582,512 S 12/2008 Fontaine
D590,043 S 4/2009 Campbell
D591,387 S 4/2009 Campbell
D602,117 S 10/2009 Fontaine
D604,385 S 11/2009 Fontaine
D604,386 S 11/2009 Campbell

D614,263 S 4/2010 Hudson et al.
D618,300 S 6/2010 Hudson et al.
D633,984 S 3/2011 Plantz
D643,905 S 8/2011 Delorme
D647,999 S 11/2011 Hudson et al.
D652,111 S 1/2012 Delorme
D653,305 S 1/2012 Hudson et al.
D673,644 S * 1/2013 DeLorme D23/202
D673,645 S * 1/2013 Delorme D23/202

OTHER PUBLICATIONS

Spectracide, Weed & Grass Killer, Tank and Cap, 2010.
Design U.S. Appl. No. 29/395,282, filed Dec. 28, 2011.
Design U.S. Appl. No. 29/416,758, filed Mar. 27, 2012.

* cited by examiner

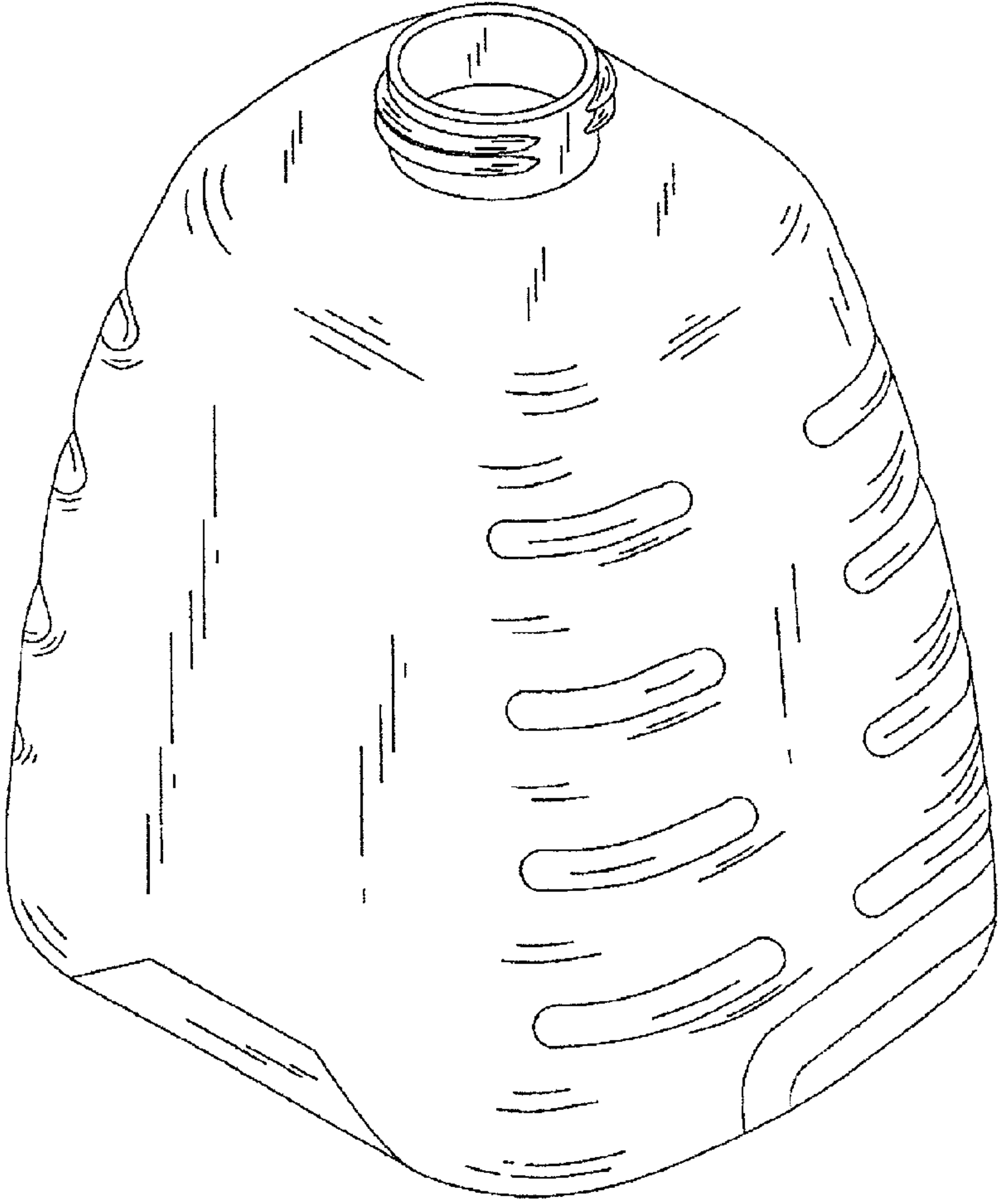


FIG. 1

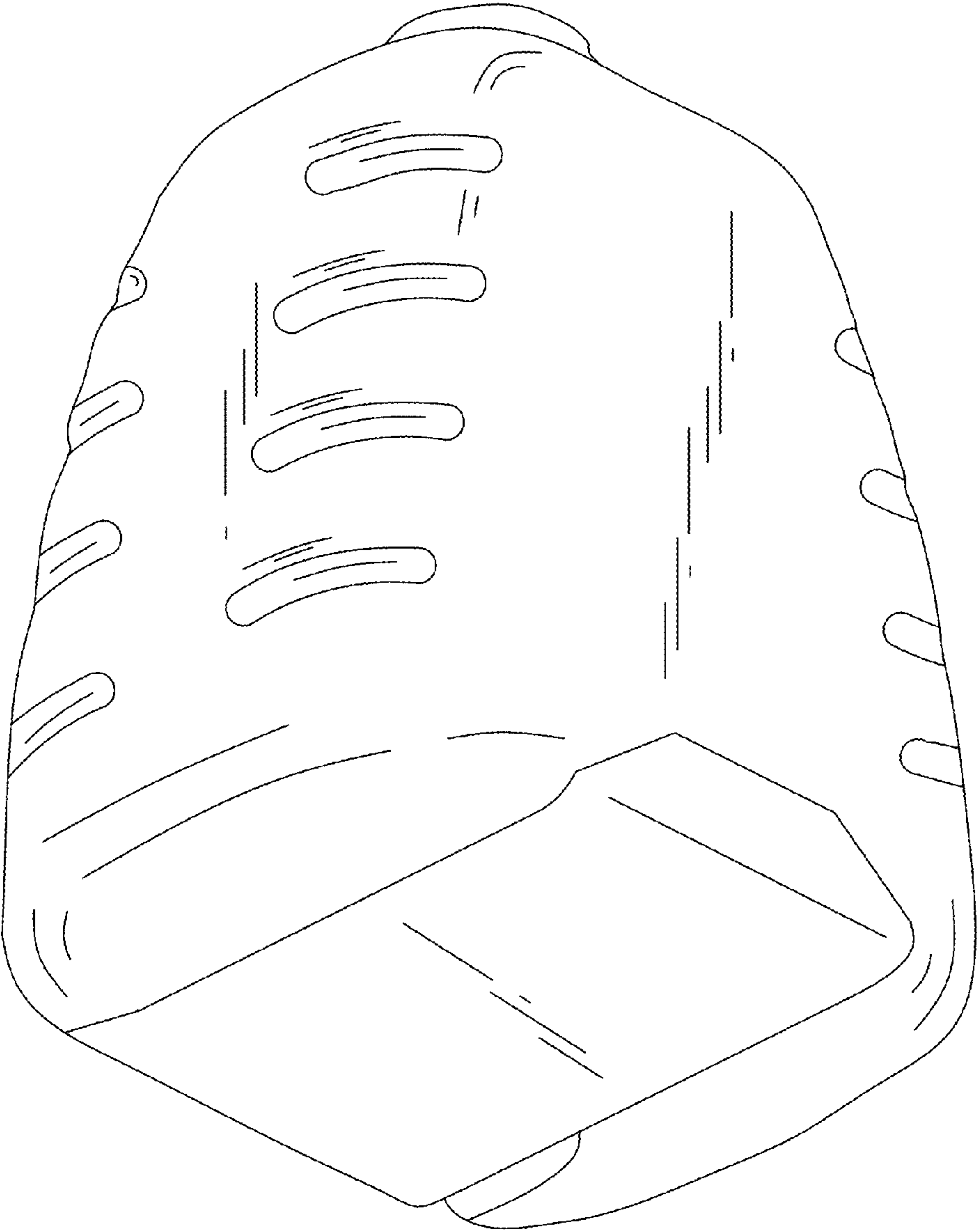


FIG. 2

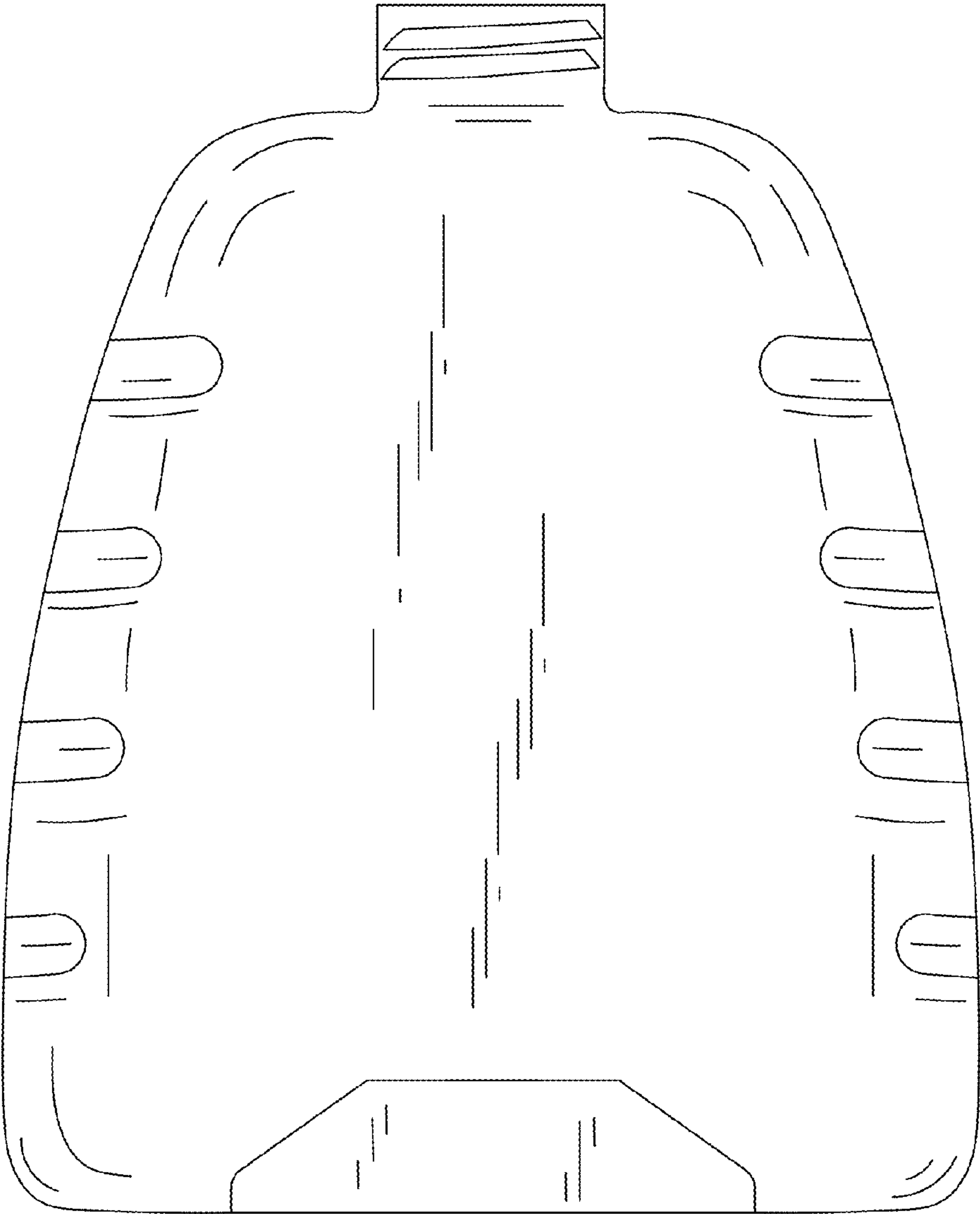


FIG. 3

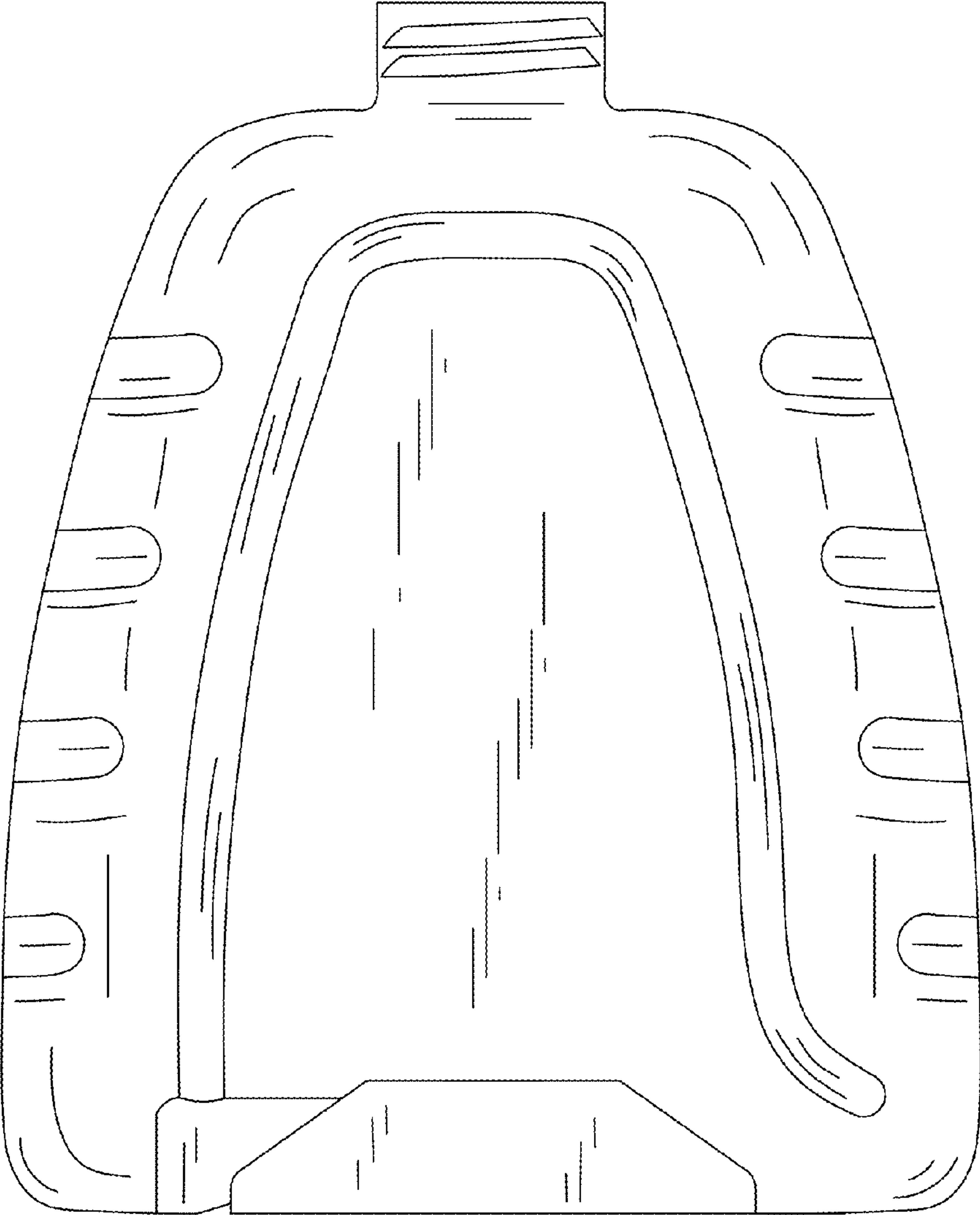


FIG. 4

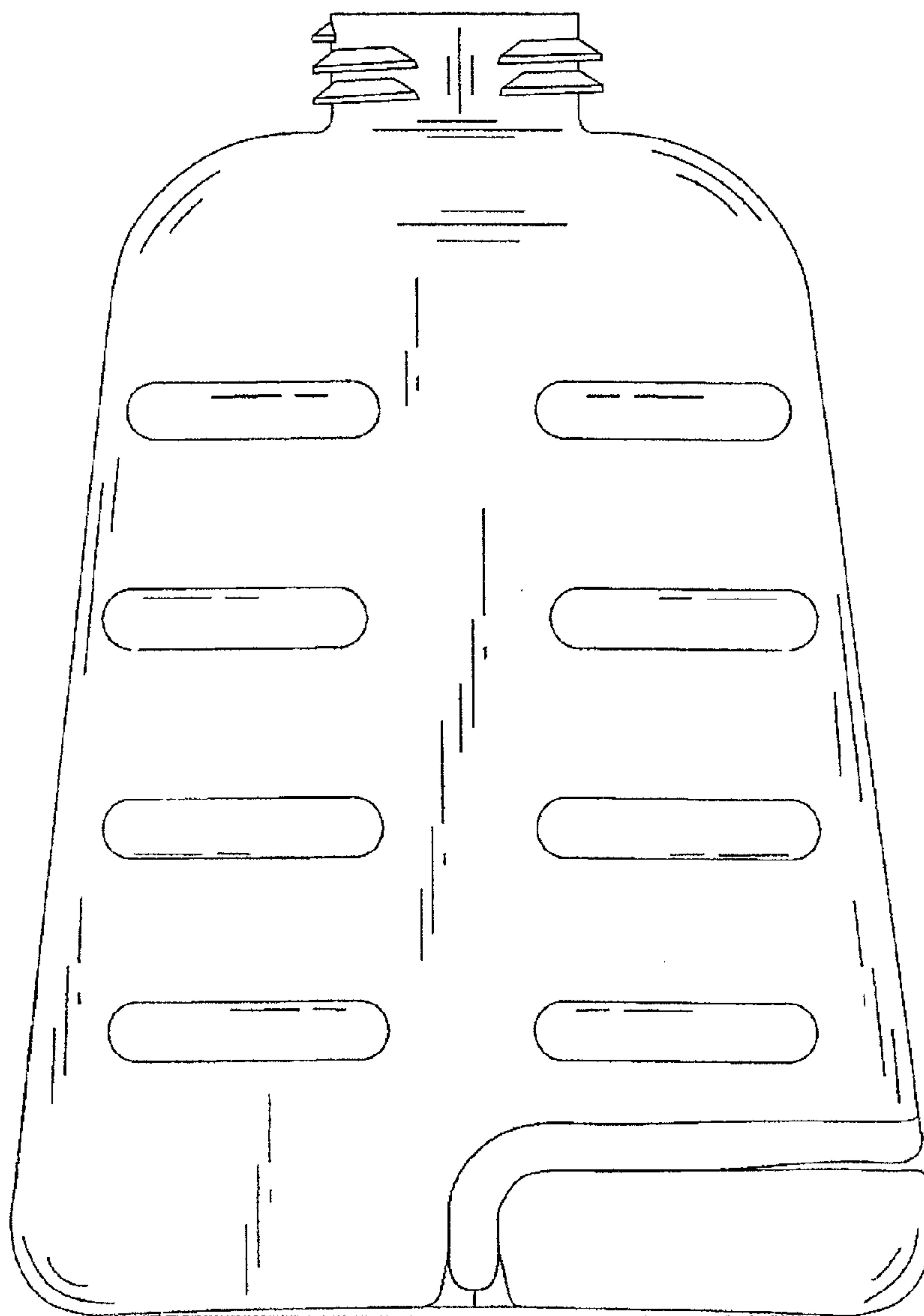


FIG. 5

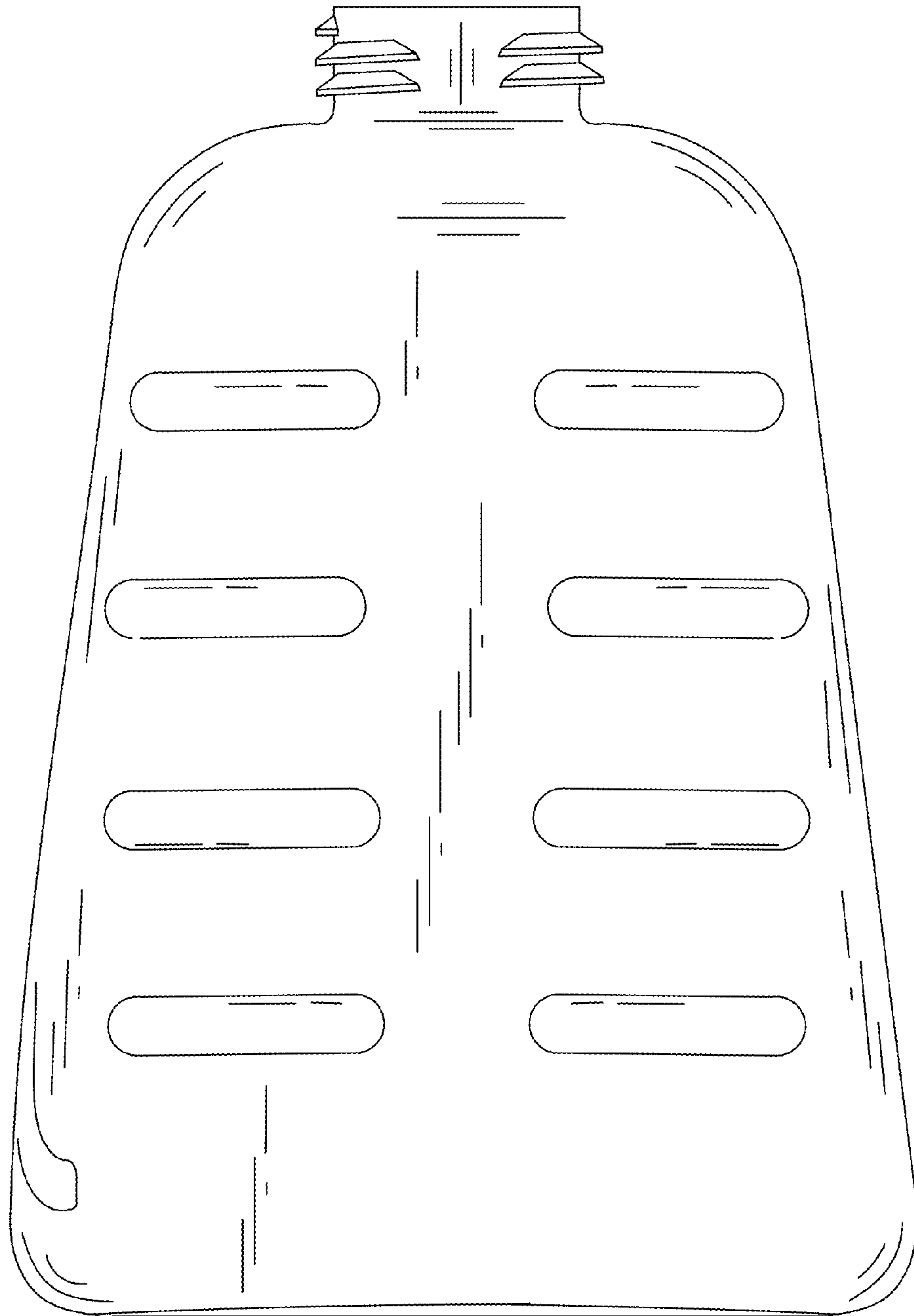


FIG. 6

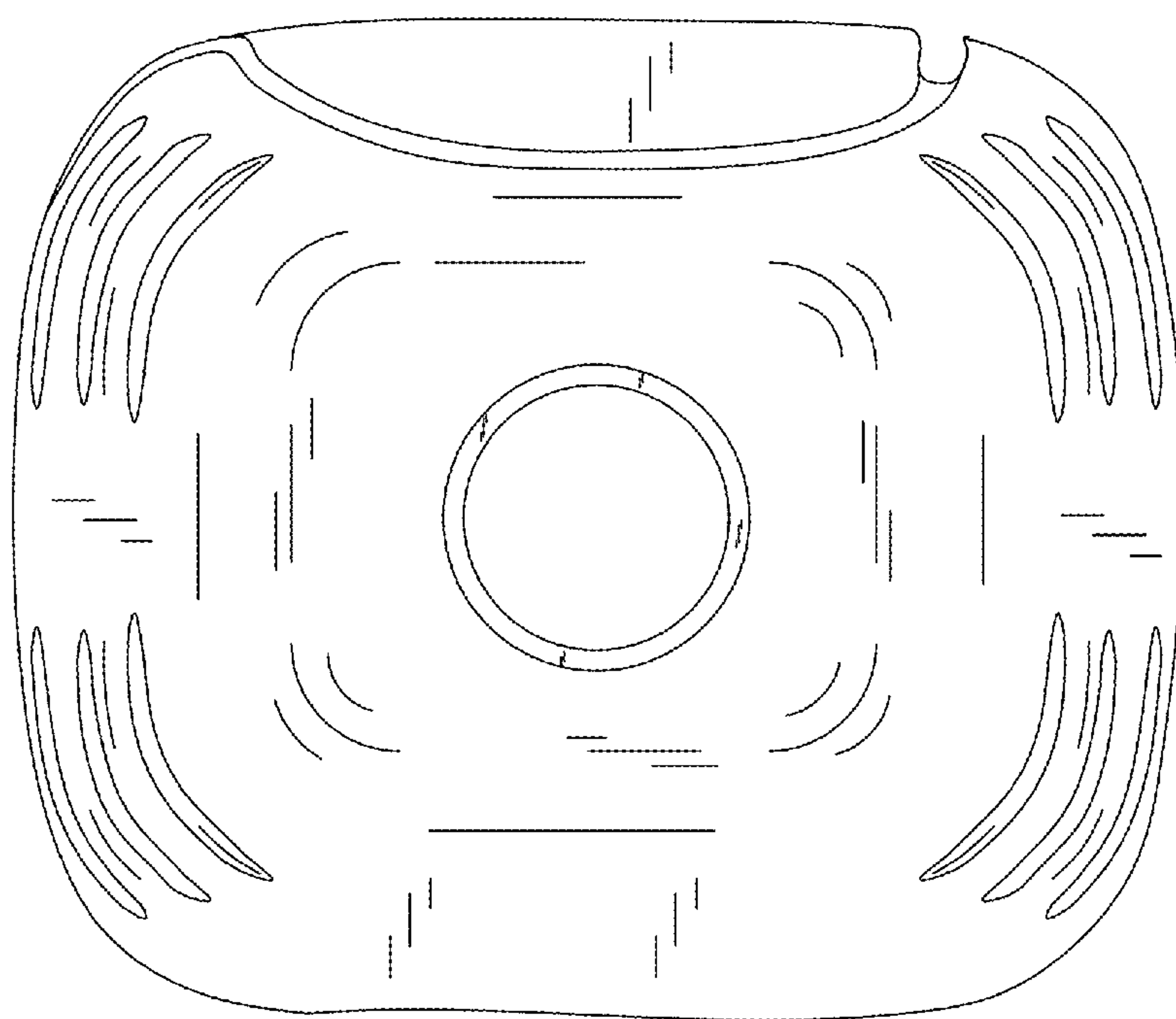


FIG. 7

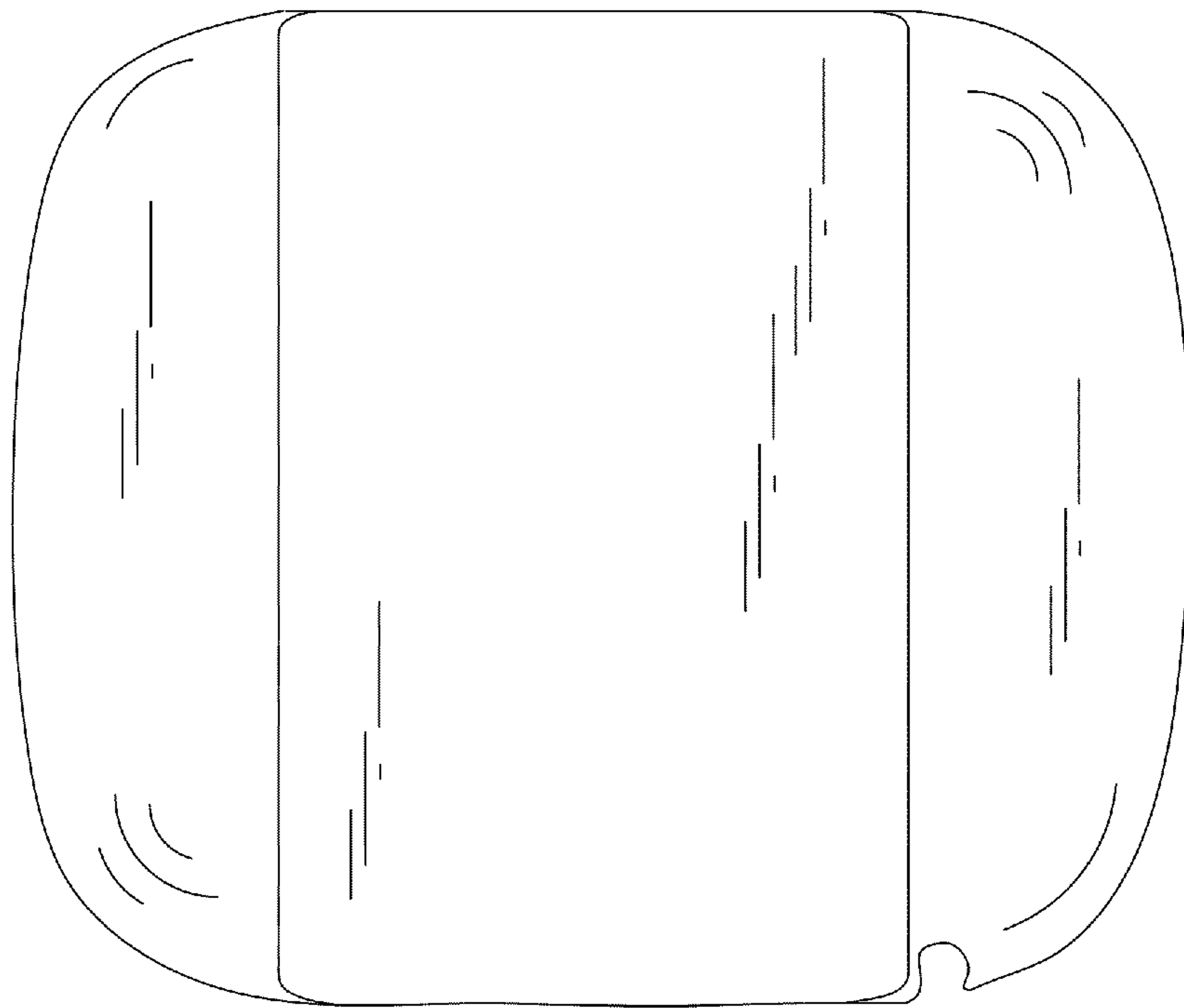


FIG. 8