

US00D697991S

(12) **United States Design Patent**
Ramirez et al.

(10) **Patent No.:** **US D697,991 S**
(45) **Date of Patent:** **** Jan. 21, 2014**

- (54) **GOLF PRACTICE DEVICE**
- (71) Applicants: **Rey Ramirez**, Castroville, TX (US);
Ricardo Trevino, Castroville, TX (US)
- (72) Inventors: **Rey Ramirez**, Castroville, TX (US);
Ricardo Trevino, Castroville, TX (US)
- (**) Term: **14 Years**
- (21) Appl. No.: **29/441,937**
- (22) Filed: **Jan. 10, 2013**
- (51) **LOC (10) Cl.** **21-02**
- (52) **U.S. Cl.**
USPC **D21/791**
- (58) **Field of Classification Search**
USPC D21/789, 791; 473/235, 226, 219, 256,
473/286, 138
See application file for complete search history.

5,215,306 A *	6/1993	Cayce	473/409
D426,607 S *	6/2000	Wurster	D21/791
D428,461 S *	7/2000	Koszalinski	D21/791
D458,659 S *	6/2002	Pullaro	D21/791
D486,198 S *	2/2004	Rohan-Weaver	D21/791
D490,492 S *	5/2004	Nemeckay	D21/791
D573,670 S *	7/2008	Mullins	D21/679
D603,924 S *	11/2009	Troutman	D21/791
D627,414 S *	11/2010	Masuda et al.	D21/791
D634,386 S *	3/2011	Ikeda	D21/791
D640,764 S *	6/2011	Ikeda	D21/791
D678,445 S *	3/2013	Corredor Monzon	D21/791

* cited by examiner

Primary Examiner — Mitchell Siegel
(74) *Attorney, Agent, or Firm* — QuickPatents; Kevin Prince

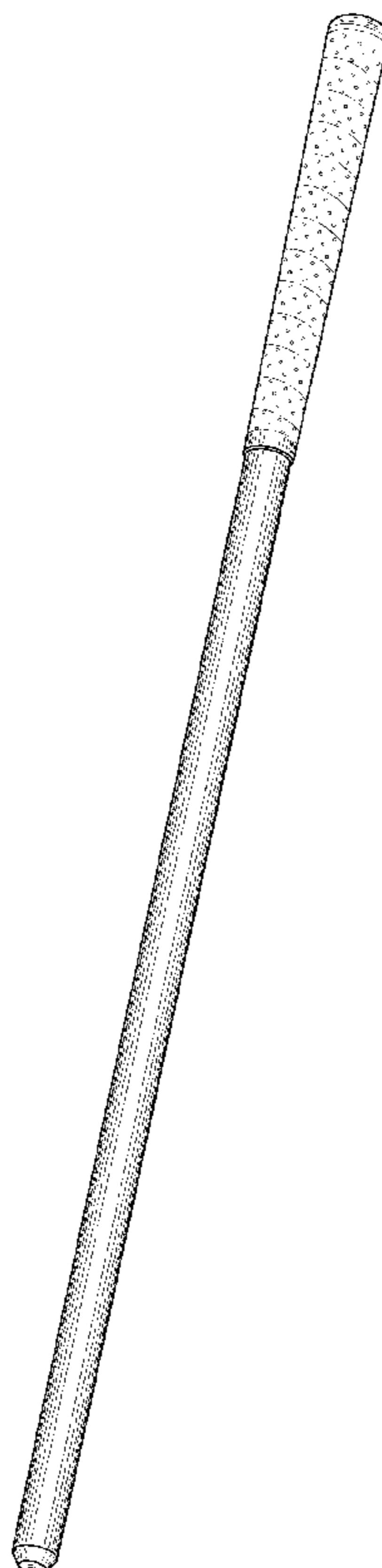
(57) **CLAIM**
We claim the ornamental design for a golf practice device, as shown and described.

DESCRIPTION

FIG. 1 is a perspective view of a golf practice device, showing our new design;
FIG. 2 is a front elevational view thereof, the rear elevational view being a mirror image thereof;
FIG. 3 is a left-side elevational view thereof, the right-side elevational view being a mirror image thereof;
FIG. 4 is a top plan view thereof; and,
FIG. 5 is a bottom plan view thereof.

1 Claim, 2 Drawing Sheets

- (56) **References Cited**
U.S. PATENT DOCUMENTS
1,591,333 A * 7/1926 Neidlinger 135/66
3,466,049 A * 9/1969 Sturm et al. 473/235
D237,515 S * 11/1975 Thiel D21/791
D241,958 S * 10/1976 Smith D21/791
D316,888 S * 5/1991 Foresi D21/791



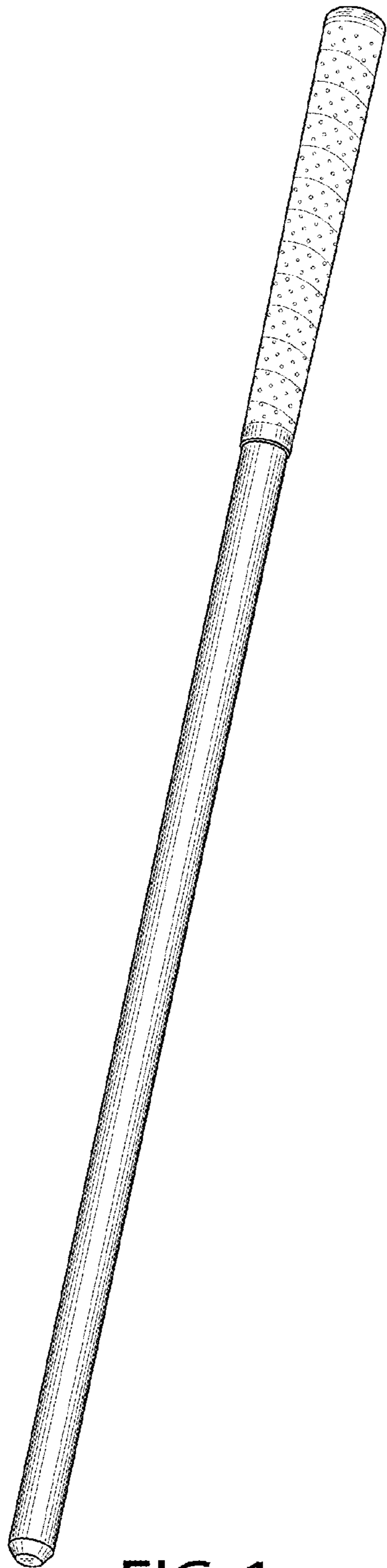


FIG. 1

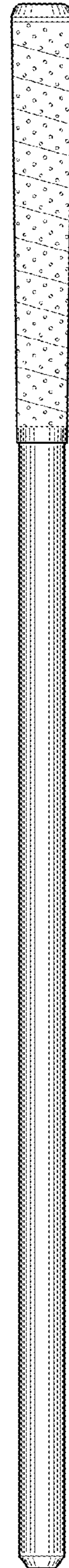


FIG. 2

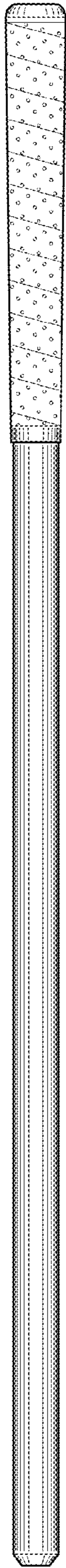


FIG. 3



FIG. 4



FIG. 5