

US00D697989S

(12) **United States Design Patent**  
**DeLisle et al.**

(10) **Patent No.:** **US D697,989 S**  
(45) **Date of Patent:** **\*\* Jan. 21, 2014**

(54) **GOLF TEE**

FOREIGN PATENT DOCUMENTS

(75) Inventors: **Stephen DeLisle**, Carolina Shores, NC (US); **Benjamin Maloy**, Carolina Shores, NC (US)

JP 08215359 A \* 8/1996  
WO WO 91/17801 11/1991

(Continued)

(73) Assignee: **Evolve Golf**, Wilmington, NC (US)

OTHER PUBLICATIONS

(\*\*) Term: **14 Years**

Stephanie Blalzer: "Eco-friendly golf tees take swing at Arizona courses" The Business Journal of Phoenix, (Jun. 12, 2002), XP002326323.

(21) Appl. No.: **29/302,414**

(Continued)

(22) Filed: **Jan. 16, 2008**

*Primary Examiner* — Catherine Tuttle

(51) **LOC (10) Cl.** ..... **21-02**

(74) *Attorney, Agent, or Firm* — Myers Bigel Sibley & Sajovec, P.A.

(52) **U.S. Cl.**

USPC ..... **D21/718**

(58) **Field of Classification Search**

USPC ..... D21/715–721, 789–796; 473/387–403

See application file for complete search history.

(57) **CLAIM**

The ornamental design for a golf tee, as shown and described.

**DESCRIPTION**

(56) **References Cited**

U.S. PATENT DOCUMENTS

638,920	A	12/1899	Grant	
702,078	A	6/1902	Stockder, Jr.	
1,522,544	A	1/1925	Pryde	
1,633,686	A *	6/1927	Stone	473/401
1,644,979	A	10/1927	George	
1,645,001	A	10/1927	Hodges	
1,670,627	A	5/1928	Lowell	
1,860,307	A	5/1932	Brinck	
2,011,203	A	8/1935	Seiki	
2,391,392	A *	12/1945	Coffin	401/52
3,112,111	A *	11/1963	Bennett	473/391
2,693,358	A	11/1964	Dawson, Jr.	
3,203,700	A	8/1965	Antonious	
3,273,890	A *	9/1966	Williams	401/52
3,414,268	A	12/1968	Chase	
3,954,263	A *	5/1976	Whelan et al.	473/399
4,103,888	A	8/1978	Ricketts	

(Continued)

FIG. 1 is a top perspective view illustrating our golf tee design;

FIG. 2 is a top view thereof;

FIG. 3 is a bottom view thereof;

FIG. 4 is a side view thereof;

FIG. 5 is a side sectional view thereof taken through lines 5-5 of FIG. 2;

FIG. 6 is a top perspective view illustrating an alternative embodiment of our golf tee design;

FIG. 7 is a top view thereof;

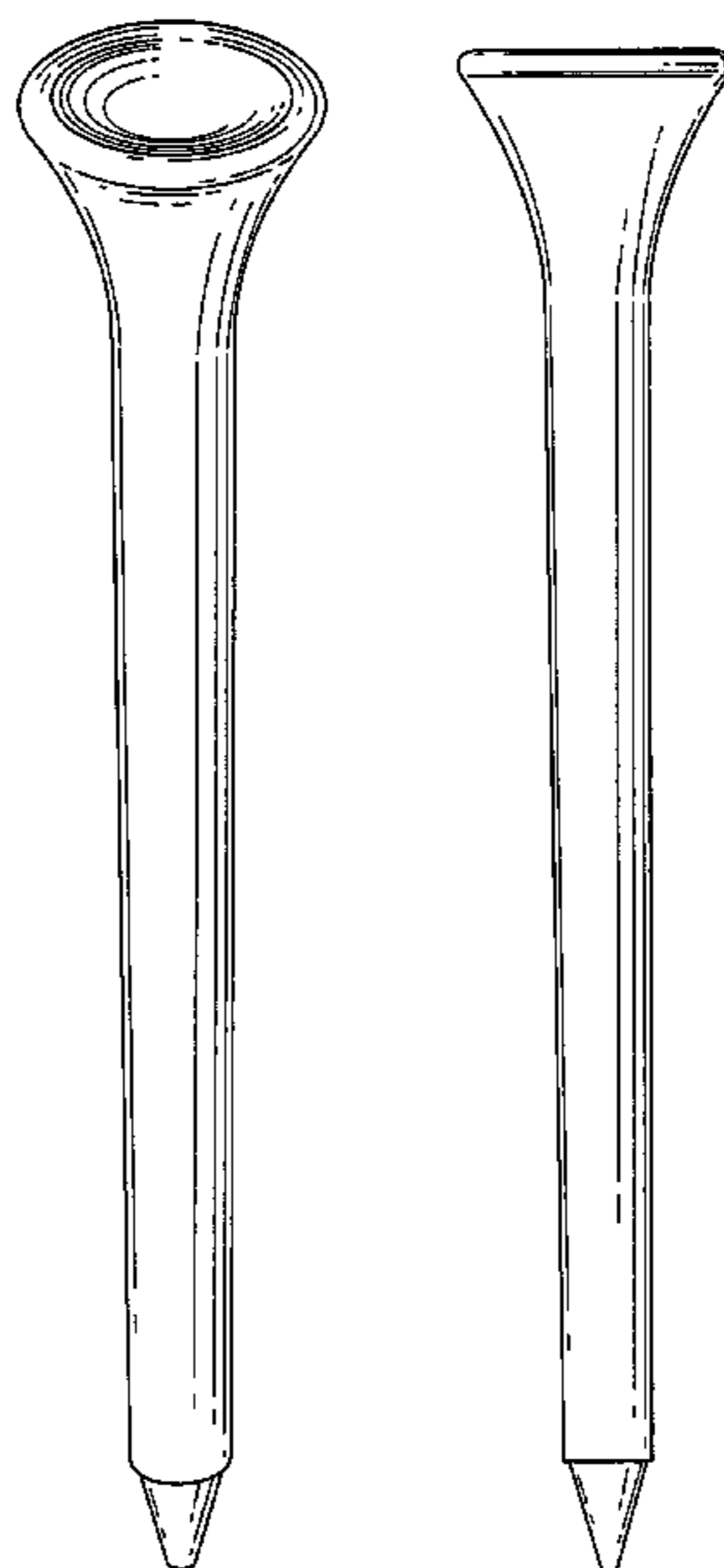
FIG. 8 is a bottom view thereof;

FIG. 9 is a side view thereof; and,

FIG. 10 is a side sectional view thereof taken through lines 10-10 of FIG. 7.

The broken lines shown in FIGS. 6 and 8-10 are included for the purpose of illustrating a portion of the golf tee that forms no part of the claim to the second embodiment.

**1 Claim, 6 Drawing Sheets**



(56)

**References Cited**

U.S. PATENT DOCUMENTS

4,516,773 A 5/1985 Martin  
 4,783,077 A 11/1988 Lemon  
 D307,600 S \* 5/1990 Singer ..... D19/36  
 D317,624 S \* 6/1991 Jurinjak ..... D19/42  
 5,085,438 A 2/1992 Takeno  
 5,154,417 A \* 10/1992 Kohli ..... 473/401  
 5,317,037 A 5/1994 Golden et al.  
 5,413,348 A \* 5/1995 Basso ..... 473/393  
 5,431,392 A 7/1995 Carson et al.  
 5,571,054 A 11/1996 Chantal  
 5,683,313 A 11/1997 Disco et al.  
 5,690,563 A 11/1997 Gammon  
 D393,301 S 4/1998 Koskela  
 5,759,118 A 6/1998 Sroczynski  
 5,844,066 A 12/1998 Kakizawa  
 5,914,381 A 6/1999 Terado et al.  
 6,010,413 A 1/2000 Pan-Chung  
 6,053,822 A 4/2000 Kolodney et al.  
 6,062,990 A 5/2000 Pierce  
 6,110,059 A 8/2000 Haggarty  
 6,139,449 A 10/2000 Cardarelli

6,224,501 B1 \* 5/2001 Rudduck et al. .... 473/401  
 6,231,970 B1 5/2001 Andersen et al.  
 6,280,350 B1 8/2001 Chung  
 6,319,156 B1 11/2001 Alexsen  
 6,344,003 B1 2/2002 Choung  
 6,454,669 B1 9/2002 James  
 6,542,437 B1 \* 4/2003 Chen ..... 368/10  
 6,710,135 B2 3/2004 Tan et al.  
 D488,525 S 4/2004 Cardarelli  
 D502,972 S 3/2005 DeLisle  
 2006/0009312 A1 \* 1/2006 Chotos ..... 473/387

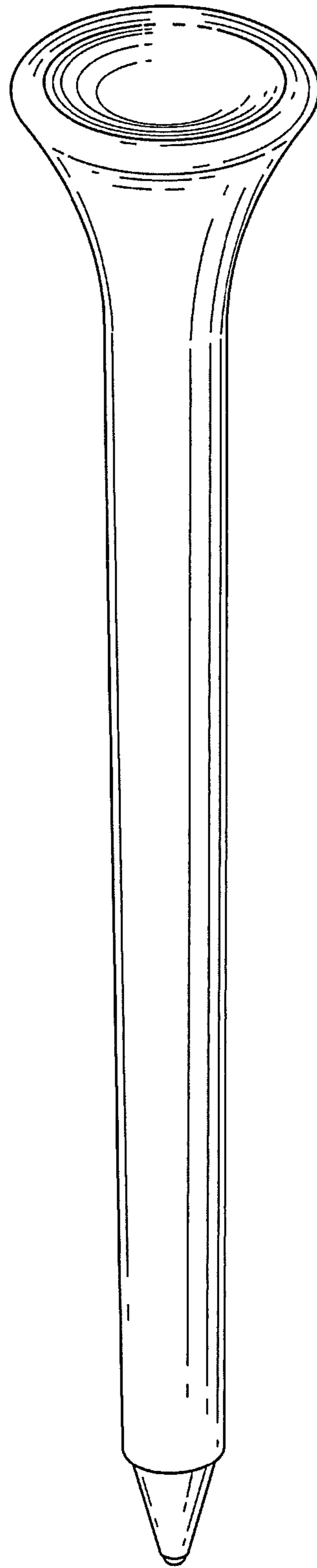
FOREIGN PATENT DOCUMENTS

WO WO 9612531 A1 \* 5/1996  
 WO WO 01/78846 10/2001  
 WO WO 2005087327 A1 \* 9/2005  
 WO WO 2006102702 A1 \* 10/2006

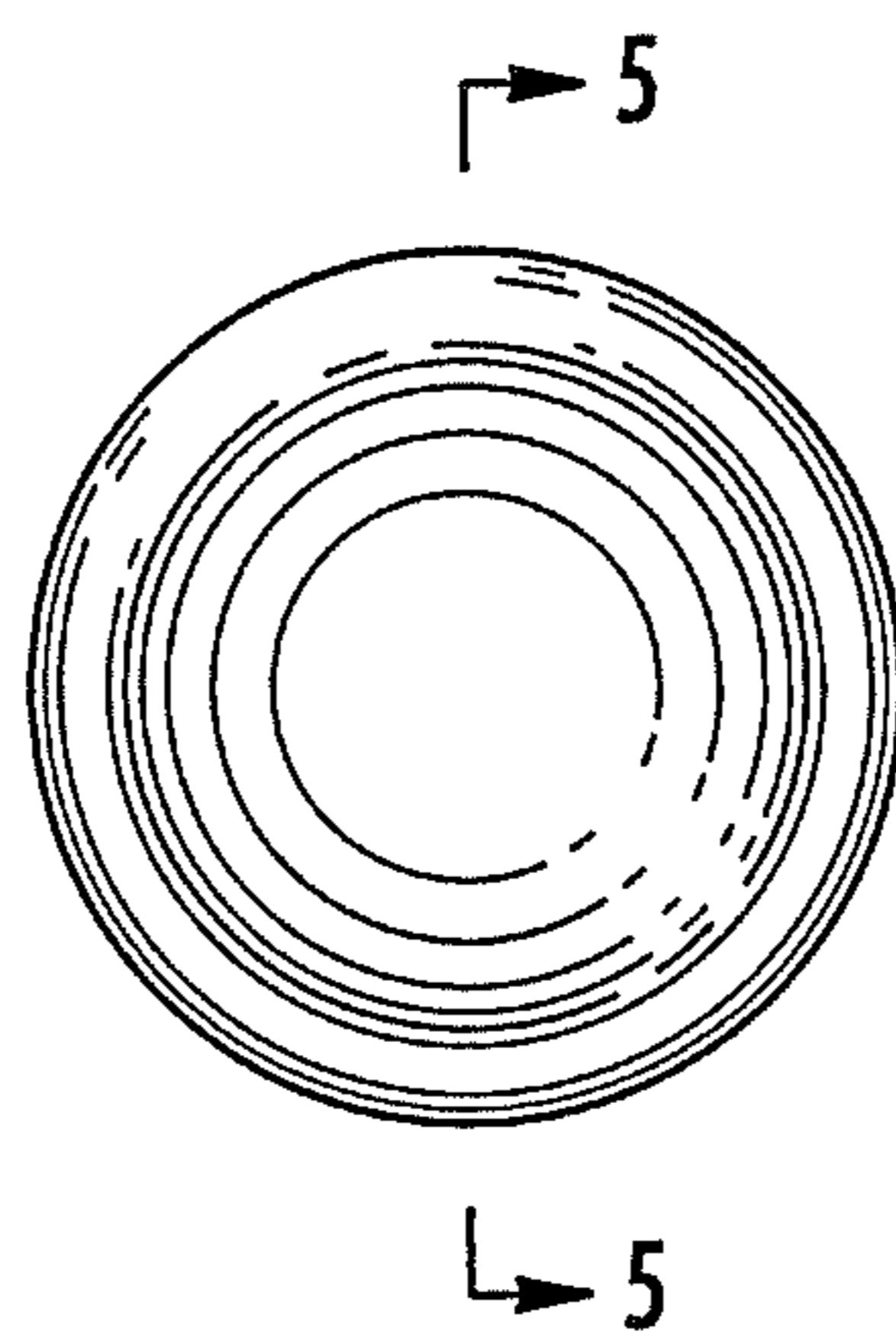
OTHER PUBLICATIONS

PCT International Search Report PCT/US2004/043963.

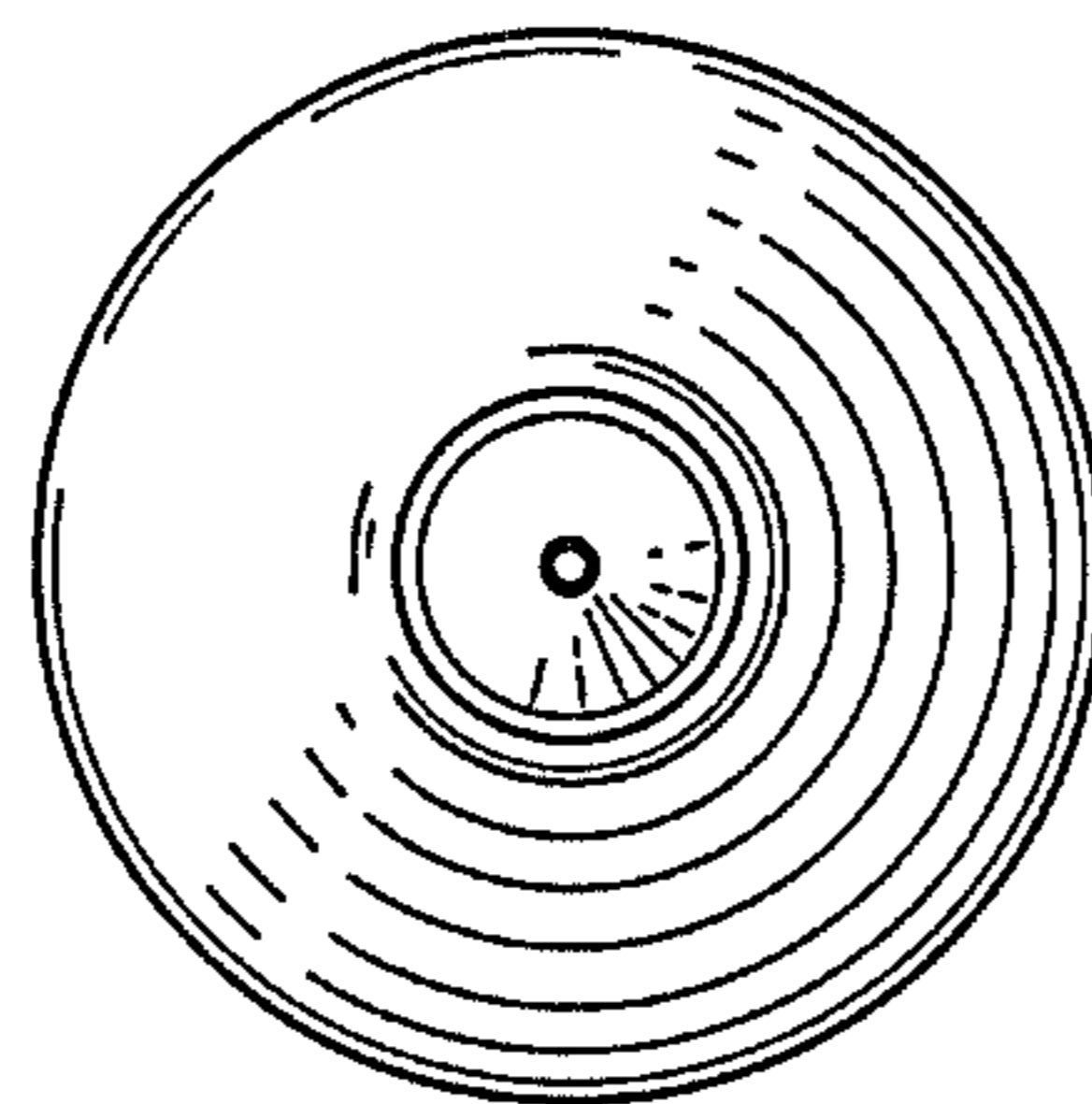
\* cited by examiner



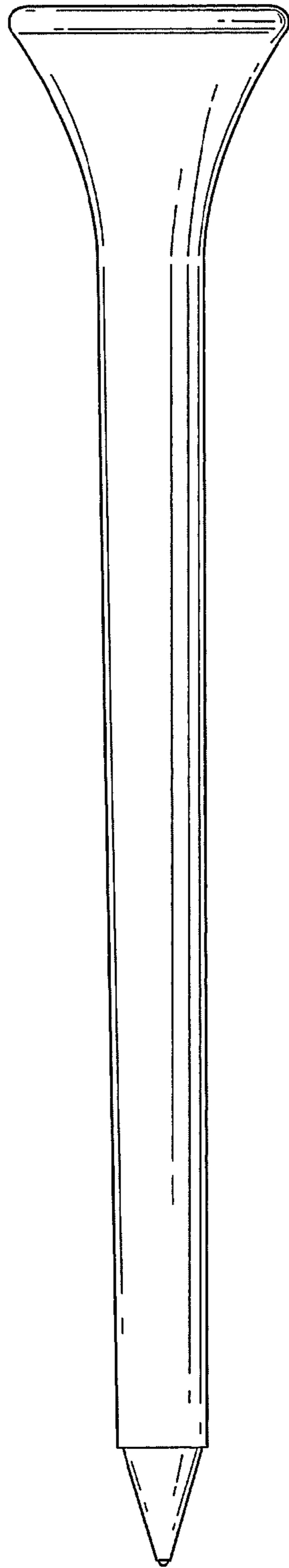
**FIG. 1**



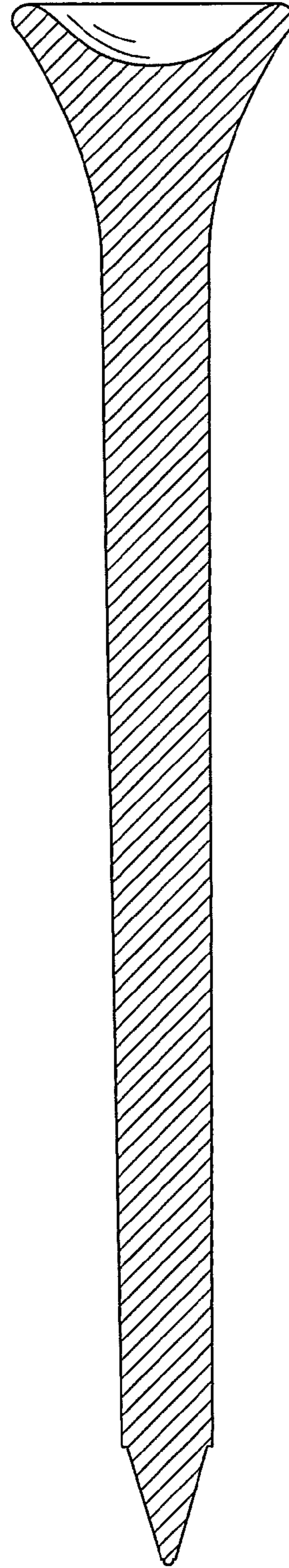
**FIG. 2**



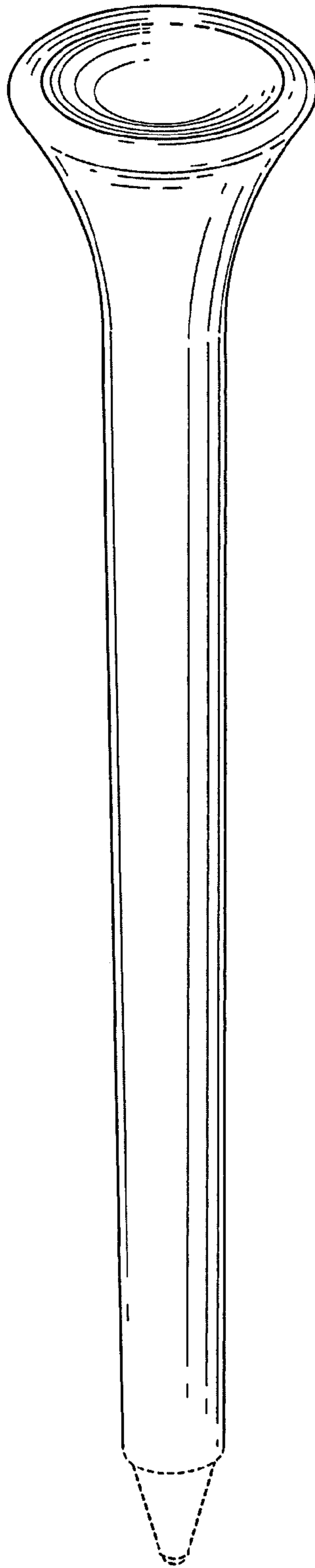
**FIG. 3**



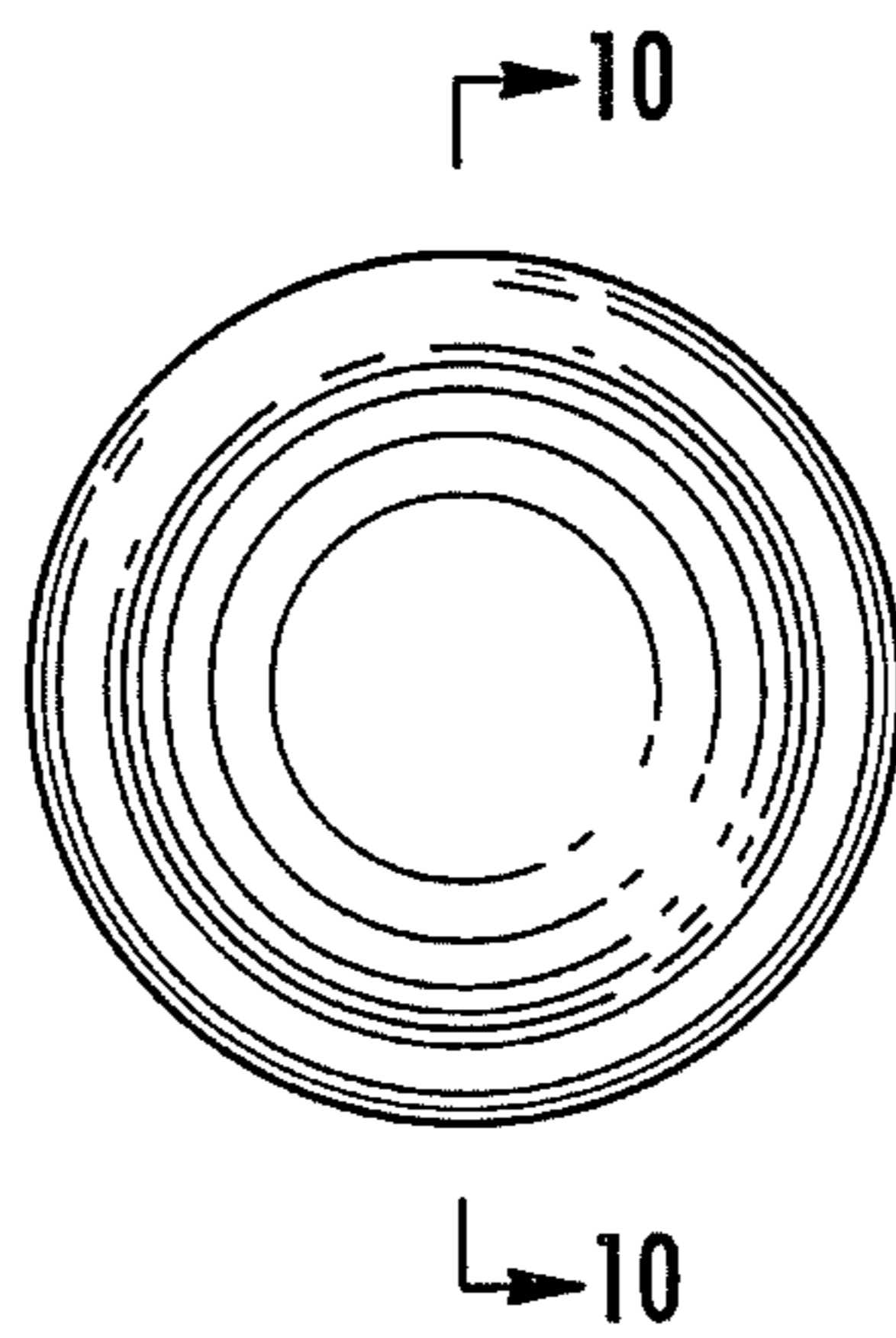
**FIG. 4**



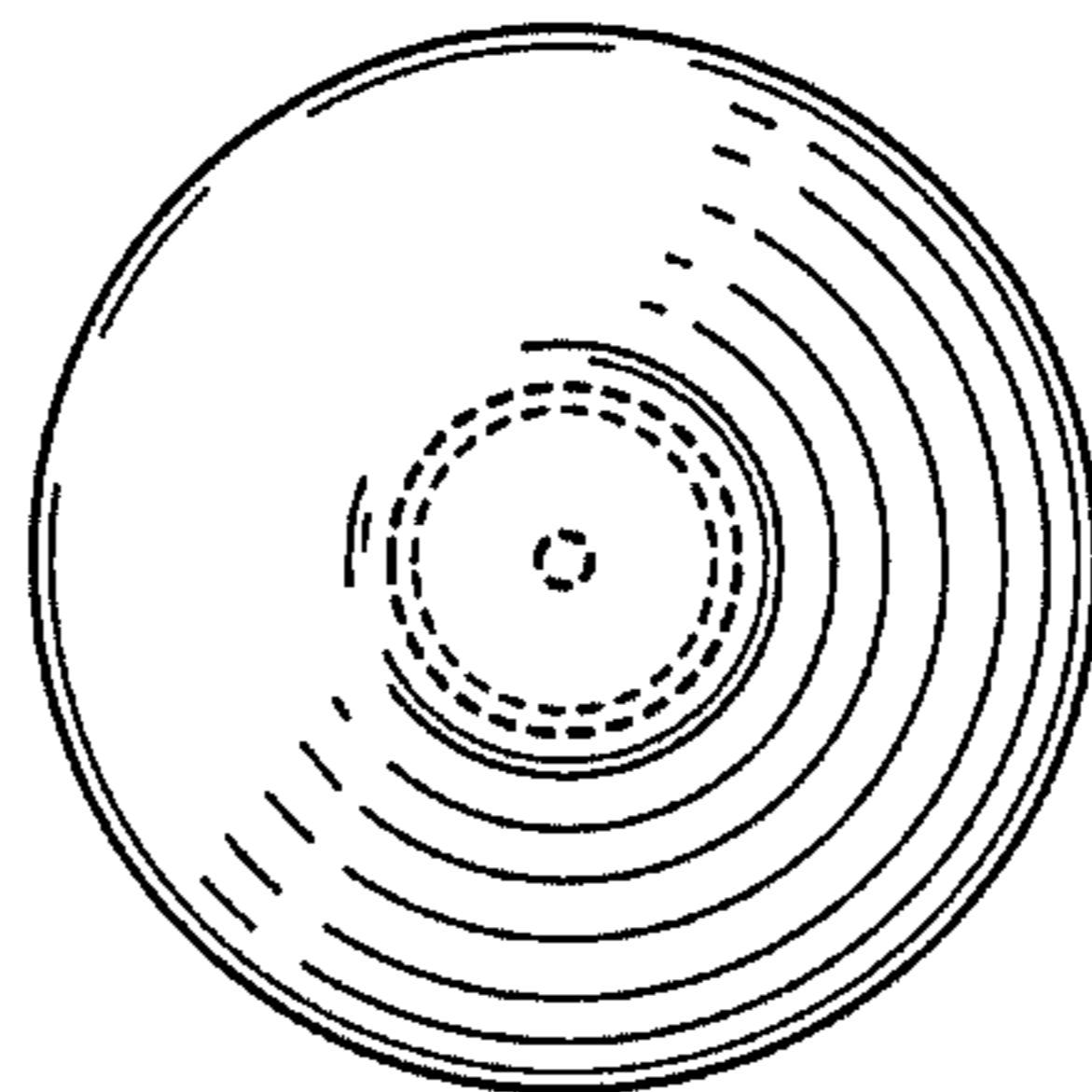
**FIG. 5**



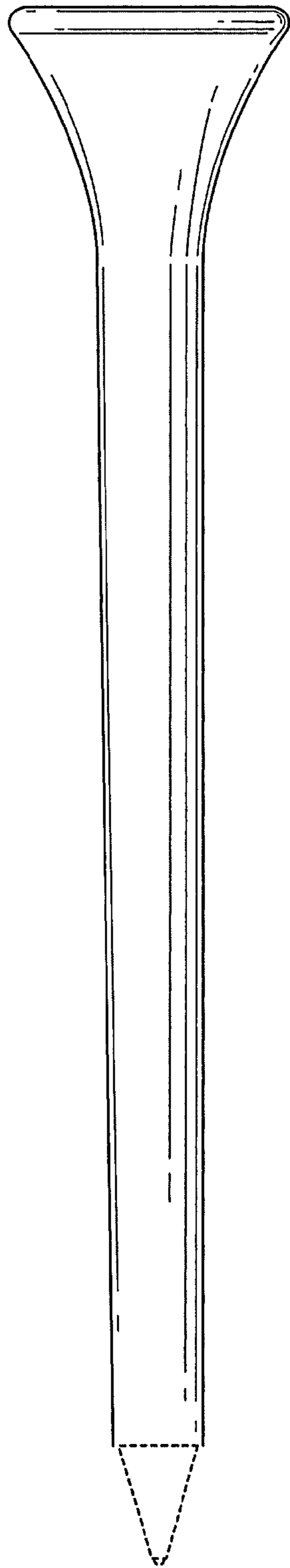
**FIG. 6**



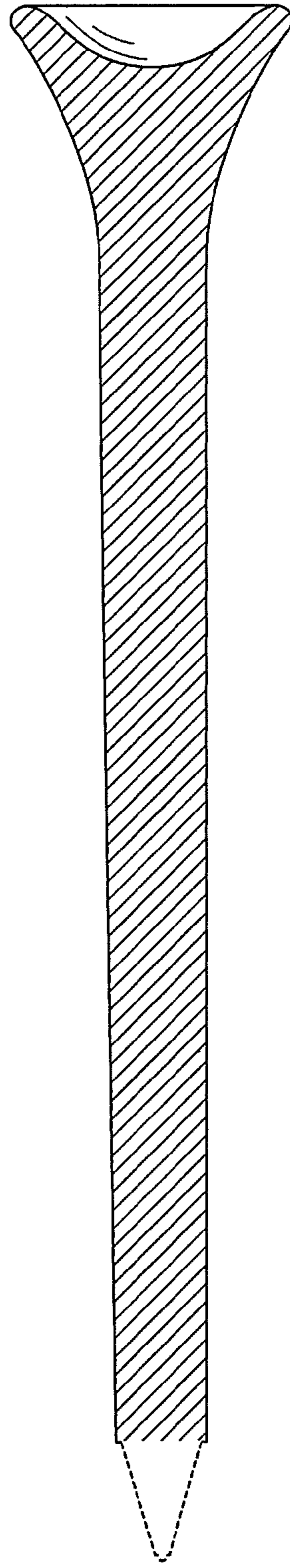
**FIG. 7**



**FIG. 8**



**FIG. 9**



**FIG. 10**