



US00D697984S

(12) **United States Design Patent**
Terry

(10) **Patent No.:** **US D697,984 S**
(45) **Date of Patent:** **** Jan. 21, 2014**

(54) **DRAGON TOY**
(71) Applicant: **Richard Alan Terry**, Willis, TX (US)
(72) Inventor: **Richard Alan Terry**, Willis, TX (US)
(**) Term: **14 Years**
(21) Appl. No.: **29/434,385**
(22) Filed: **Oct. 12, 2012**
(51) **LOC (10) Cl.** **21-01**
(52) **U.S. Cl.**
USPC **D21/615**
(58) **Field of Classification Search**
USPC D11/158-159; D21/576-585, 587-588,
D21/592, 615, 657, 438; D30/160; 446/72,
446/97-98, 268-269, 278, 368-369
See application file for complete search history.

D494,639 S * 8/2004 Tabor D21/438
D510,754 S * 10/2005 Tajima D21/578
D552,191 S * 10/2007 Bowker D21/615
7,387,179 B2 * 6/2008 Anhalt et al. 446/278
D621,450 S * 8/2010 Wong D21/615
D624,974 S * 10/2010 Taylor D21/657

* cited by examiner

Primary Examiner — Sandra Morris
(74) *Attorney, Agent, or Firm* — Egbert Law Offices, PLLC

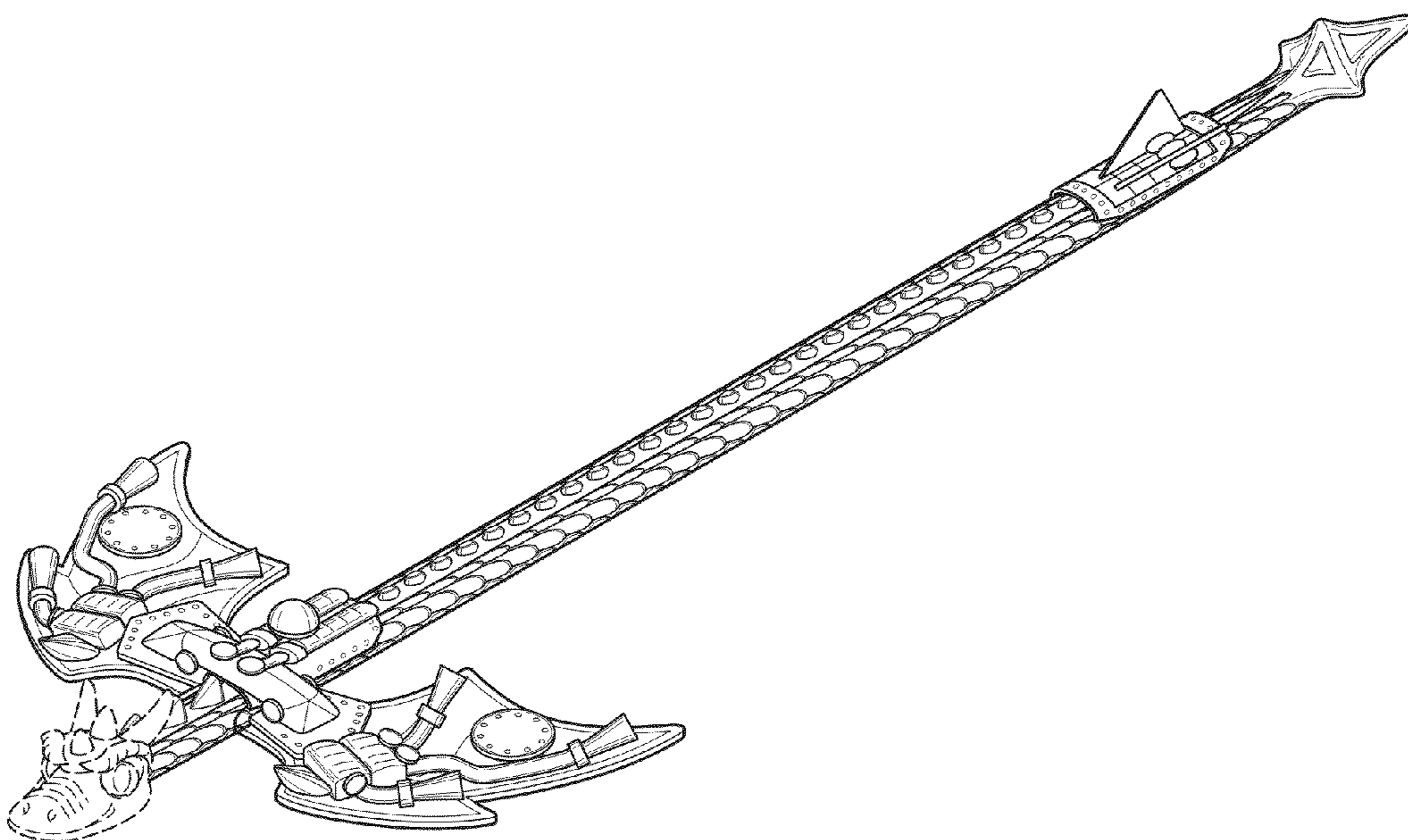
(56) **References Cited**
U.S. PATENT DOCUMENTS
1,599,947 A * 9/1926 Bishop 446/368
1,745,232 A * 1/1930 Richter 446/368
2,241,576 A * 5/1941 Barton 446/368
D307,612 S * 5/1990 Cholakian D21/615
D318,499 S * 7/1991 Rankin D21/438
D321,385 S * 11/1991 Hudson D21/615
D338,506 S * 8/1993 Lee D21/615
D349,538 S * 8/1994 Pedersen D21/615
5,628,667 A * 5/1997 Levi 446/368
D394,478 S * 5/1998 Knott et al. D21/576

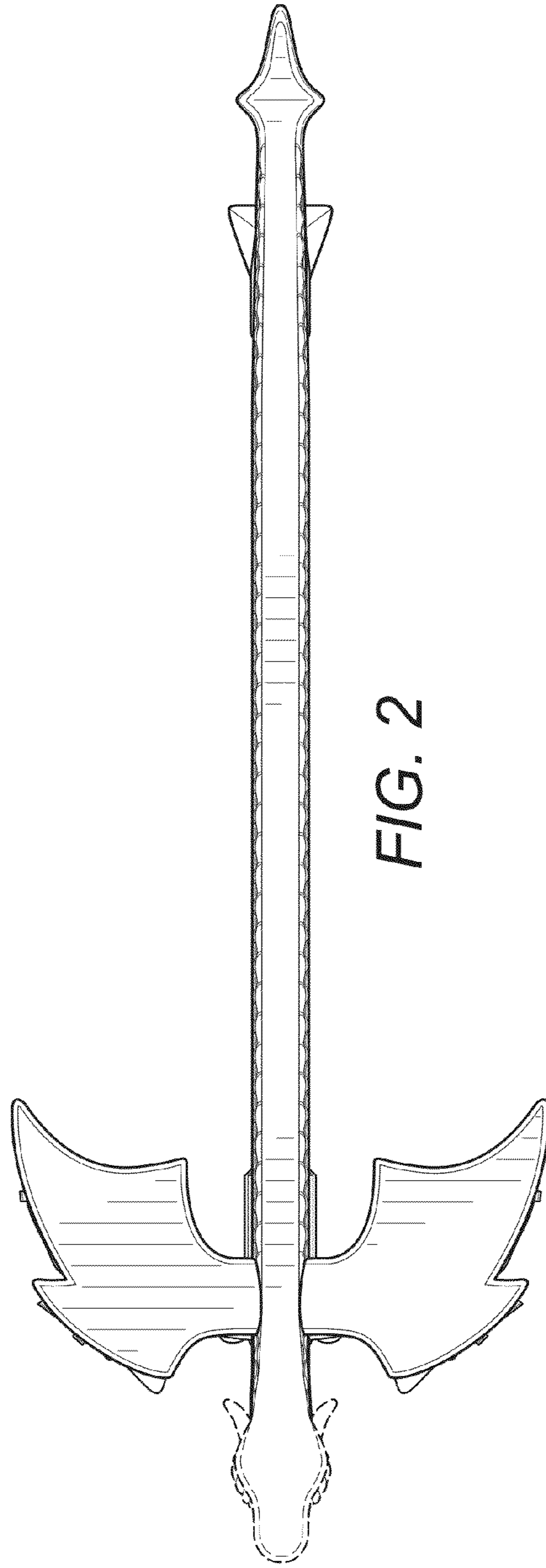
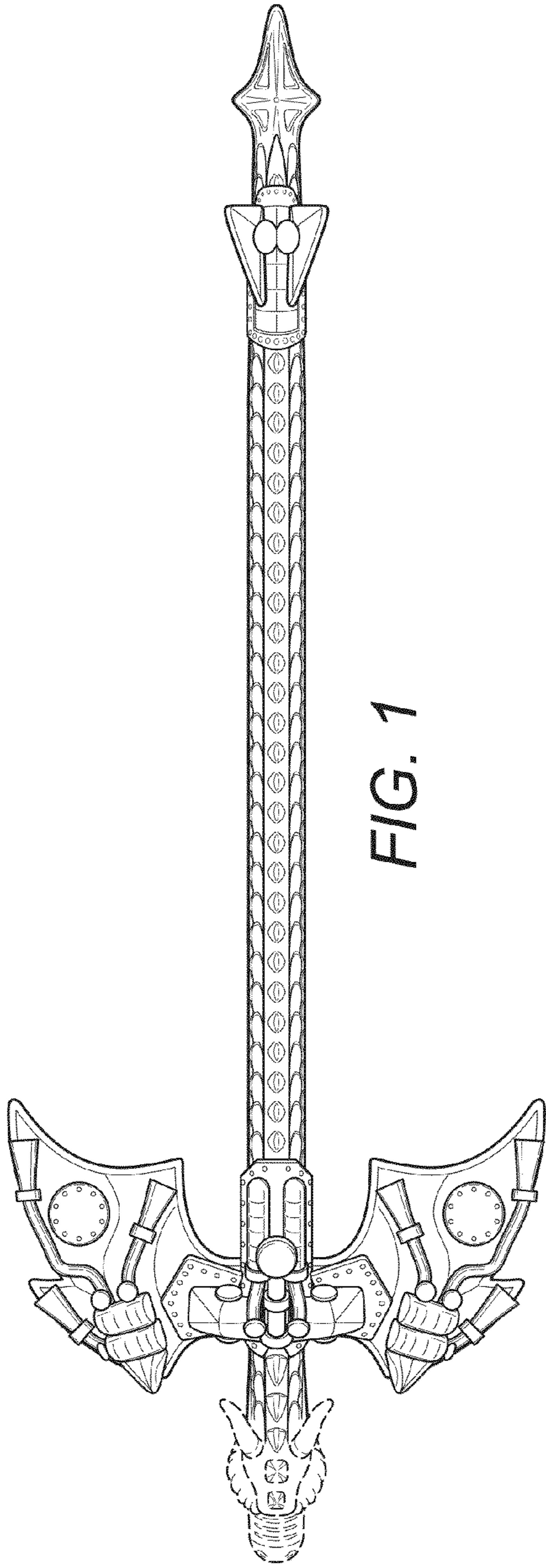
(57) **CLAIM**
The ornamental design for a dragon toy, as shown and described.

DESCRIPTION

FIG. 1 is a top plan view of the dragon toy showing my design.
FIG. 2 is a bottom plan view thereof;
FIG. 3 is a side elevation view thereof;
FIG. 4 is an opposite side elevation view thereof;
FIG. 5 is a front elevation view thereof;
FIG. 6 is a rear elevation view thereof;
FIG. 7 is an upper perspective view thereof; and,
FIG. 8 is a perspective view thereof showing the dragon toy in a coiled configuration.
The head portion of the dragon toy presented in broken lines is for illustrative purposes only and forms no part of the claimed design.

1 Claim, 3 Drawing Sheets





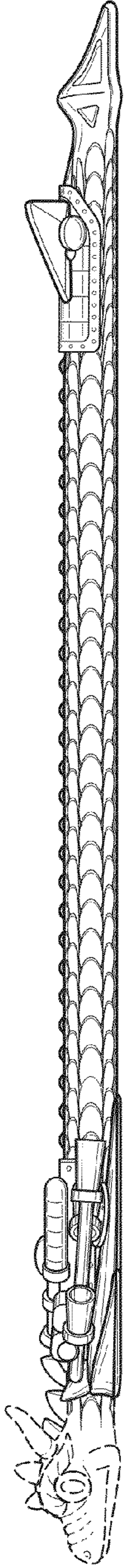


FIG. 3

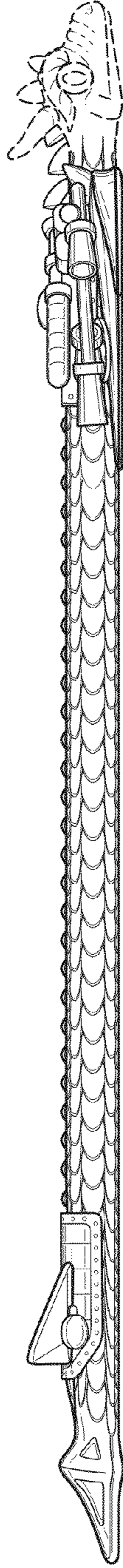


FIG. 4



FIG. 5

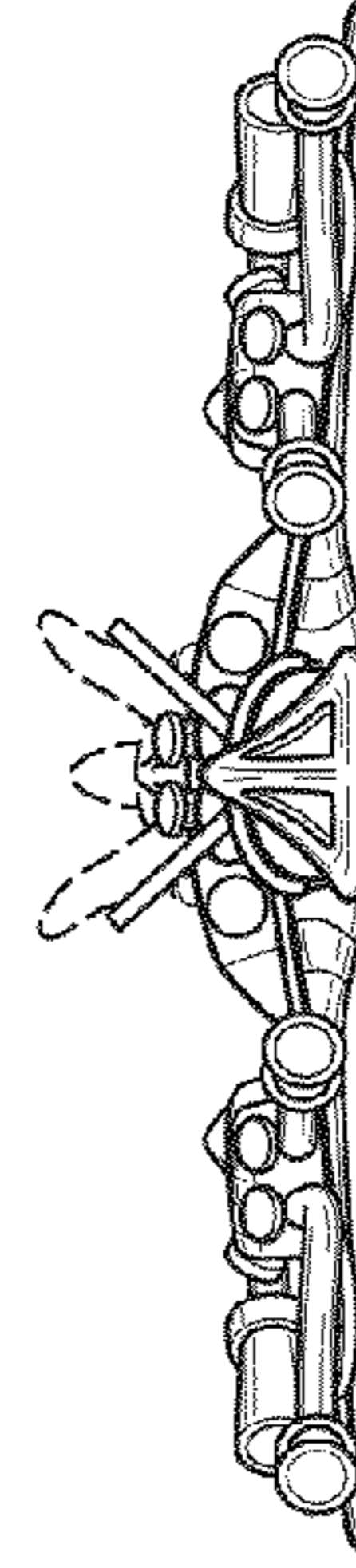


FIG. 6

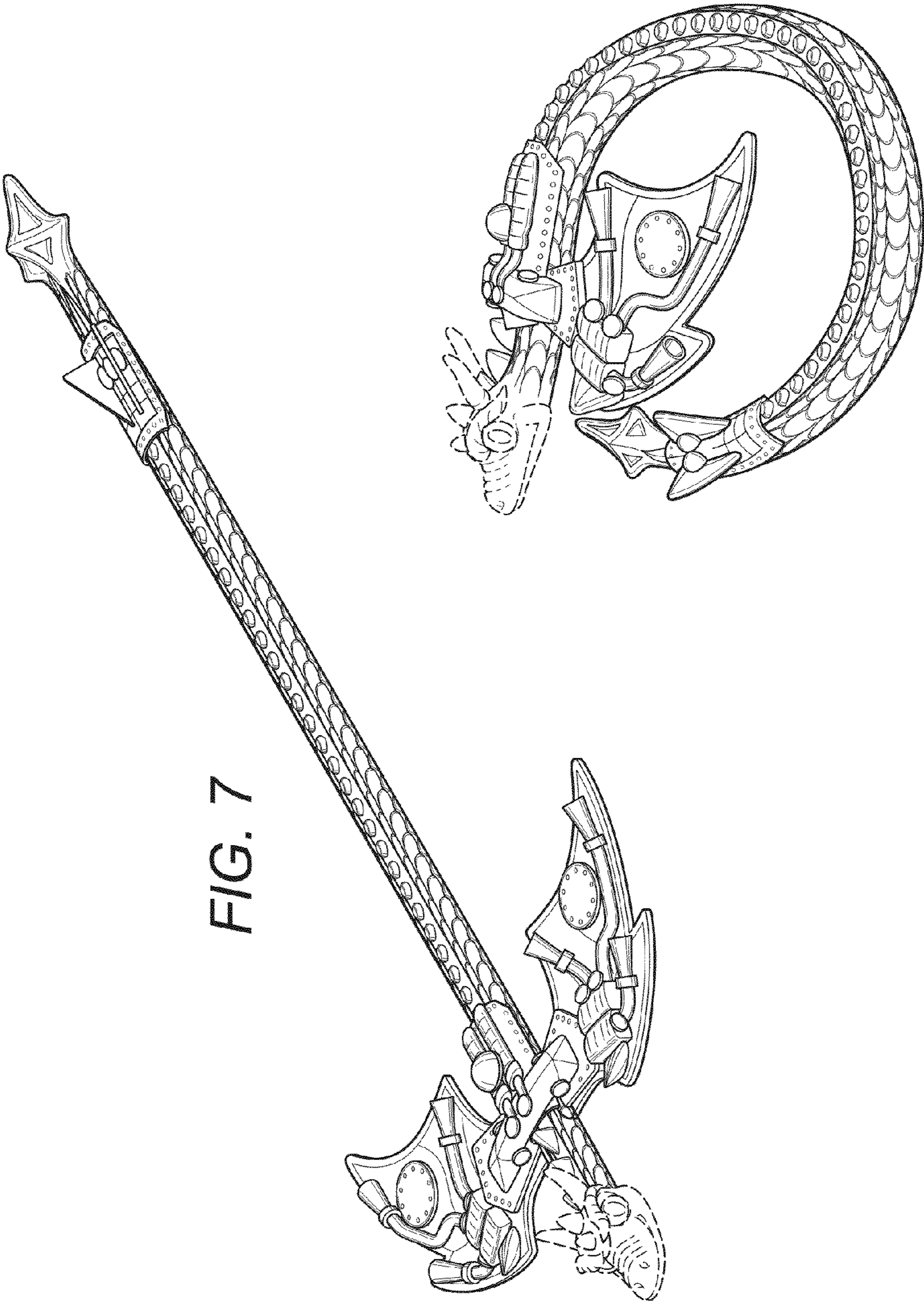


FIG. 7

FIG. 8