

US00D697972S

(12) **United States Design Patent**
Jiang

(10) **Patent No.:** **US D697,972 S**
(45) **Date of Patent:** **** Jan. 21, 2014**

(54) **PEN CAP**
(71) Applicant: **Beifa Group Co., Ltd.**, Zhejiang (CN)
(72) Inventor: **Linghua Jiang**, Ningbo (CN)
(73) Assignee: **Beifa Group Co., Ltd.**, Ningbo (CN)
(**) Term: **14 Years**
(21) Appl. No.: **29/437,230**
(22) Filed: **Nov. 14, 2012**

(30) **Foreign Application Priority Data**
May 18, 2012 (CN) 2012 3 0180470
(51) **LOC (10) Cl.** **19-06**
(52) **U.S. Cl.**
USPC **D19/57**
(58) **Field of Classification Search**
USPC D14/411; D19/35, 36, 41-51, 53-58;
24/11 R, 11 F, 11 P; 401/52, 99-109,
401/192, 195, 196
See application file for complete search history.

(56) **References Cited**
U.S. PATENT DOCUMENTS
3,039,132 A * 6/1962 Hambley 401/220
3,349,975 A * 10/1967 Damron 222/542
4,183,685 A * 1/1980 Hofmann et al. 401/202
D279,224 S 6/1985 Wolbrom
4,652,163 A * 3/1987 Karliner et al. 401/195
D300,331 S 3/1989 Horntrich
D301,486 S * 6/1989 Yuen D19/36
4,983,061 A * 1/1991 Demarest 401/148
D325,931 S * 5/1992 Sekiguchi D19/43
D329,253 S * 9/1992 Sekiguchi D19/43
D340,947 S * 11/1993 Tu D19/43
D342,677 S 12/1993 Cazaudehore

D369,184 S 4/1996 Collins
5,846,011 A * 12/1998 Bernstein et al. 401/205
5,947,621 A * 9/1999 Szekely 401/68
5,984,553 A * 11/1999 Piscopo et al. 401/82
D420,387 S * 2/2000 Ku D19/57
D423,713 S * 4/2000 Szekely D28/7
D476,363 S * 6/2003 Hung D19/43
D482,065 S 11/2003 Hung
6,723,269 B2 * 4/2004 Grosz et al. 264/254
D490,323 S 5/2004 Giovanni
D492,347 S 6/2004 Qiu
D498,258 S 11/2004 Song

(Continued)

OTHER PUBLICATIONS

Jiang, L., "Marker," U.S. Appl. No. 29/433,637, filed Oct. 2, 2012.
(Continued)

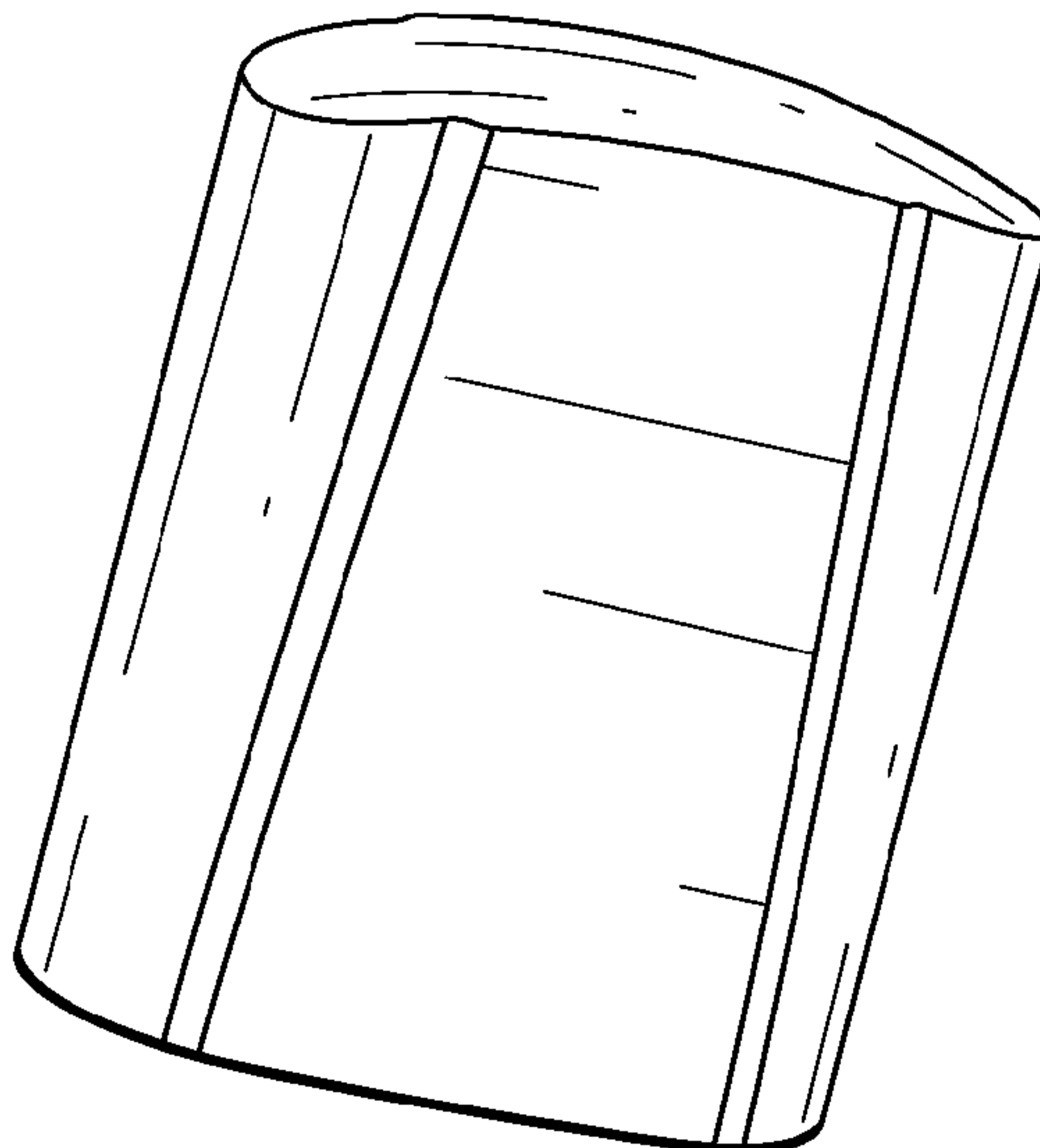
Primary Examiner — Elizabeth Albert
(74) *Attorney, Agent, or Firm* — Christensen O'Connor
Johnson Kindness PLLC

(57) **CLAIM**
The ornamental design for a pen cap, as shown and described.

DESCRIPTION

FIG. 1 is an upper front left perspective view of a pen cap showing my new design;
FIG. 2 is a front elevation view thereof, with the rear elevation view being a mirror image of the front elevation view;
FIG. 3 is a right side elevation view thereof, with the left side elevation view being a mirror image of the right side elevation view;
FIG. 4 is a top plan view thereof; and,
FIG. 5 is a bottom plan view thereof.
The broken lines in FIG. 5 that define the bounds of the claimed design form no part thereof.

1 Claim, 3 Drawing Sheets



(56)

References Cited

U.S. PATENT DOCUMENTS

D524,814 S 7/2006 Kent
D525,427 S 7/2006 Raile
D530,607 S 10/2006 Cornet
D534,813 S 1/2007 Francavilla
D539,153 S 3/2007 Marx
D541,340 S 4/2007 Qiu
D541,479 S 4/2007 Cronin
D541,990 S 5/2007 Hsu
D559,311 S * 1/2008 Qiu et al. D19/43
D560,360 S 1/2008 Raile
D562,889 S 2/2008 Qiu
D566,360 S 4/2008 Ungaro
D567,852 S 4/2008 Qiu
D572,307 S * 7/2008 Qiu et al. D19/43
D590,877 S 4/2009 Ma
D601,193 S 9/2009 Li

D607,052 S * 12/2009 Siegel D19/43
D607,934 S 1/2010 Liu
D609,273 S 2/2010 Koreska
D612,421 S 3/2010 Suero, Jr.
D624,963 S 10/2010 Liu
D628,628 S * 12/2010 Hung D19/36
D628,631 S 12/2010 Liu
D655,336 S 3/2012 Chen
D667,874 S * 9/2012 Chen D19/41
D669,123 S 10/2012 Jiang
D676,621 S * 2/2013 Florkiewicz et al. D32/35

OTHER PUBLICATIONS

Jiang, L., "Marker," U.S. Appl. No. 29/433,655, filed Oct. 2, 2012.
Jiang, L., "Marker," U.S. Appl. No. 29/433,658, filed Oct. 2, 2012.
Jiang, L., "Pen Cap," U.S. Appl. No. 29/437,378, filed Nov. 15, 2012.

* cited by examiner




Fig. 1.

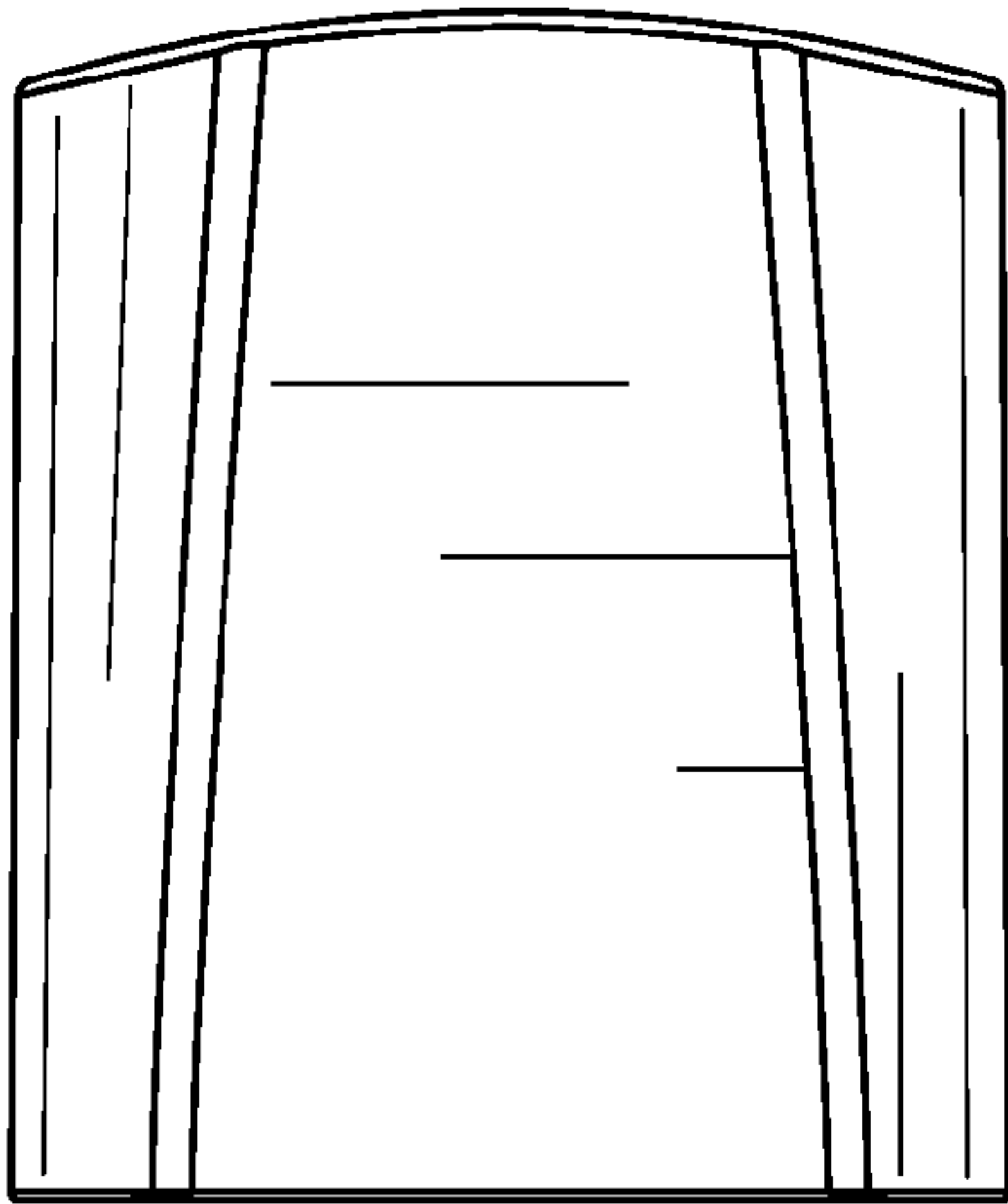


Fig. 2.

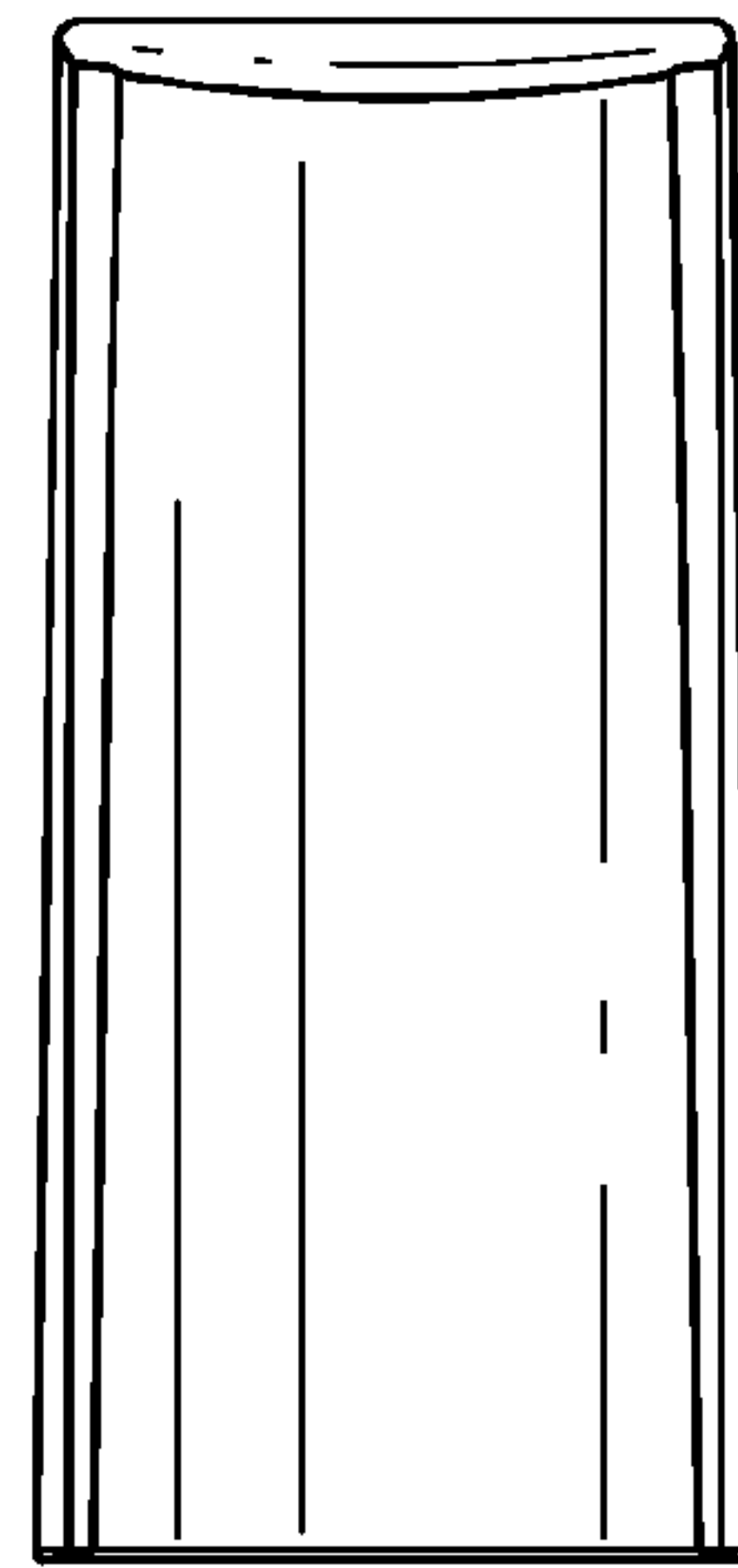


Fig. 3.

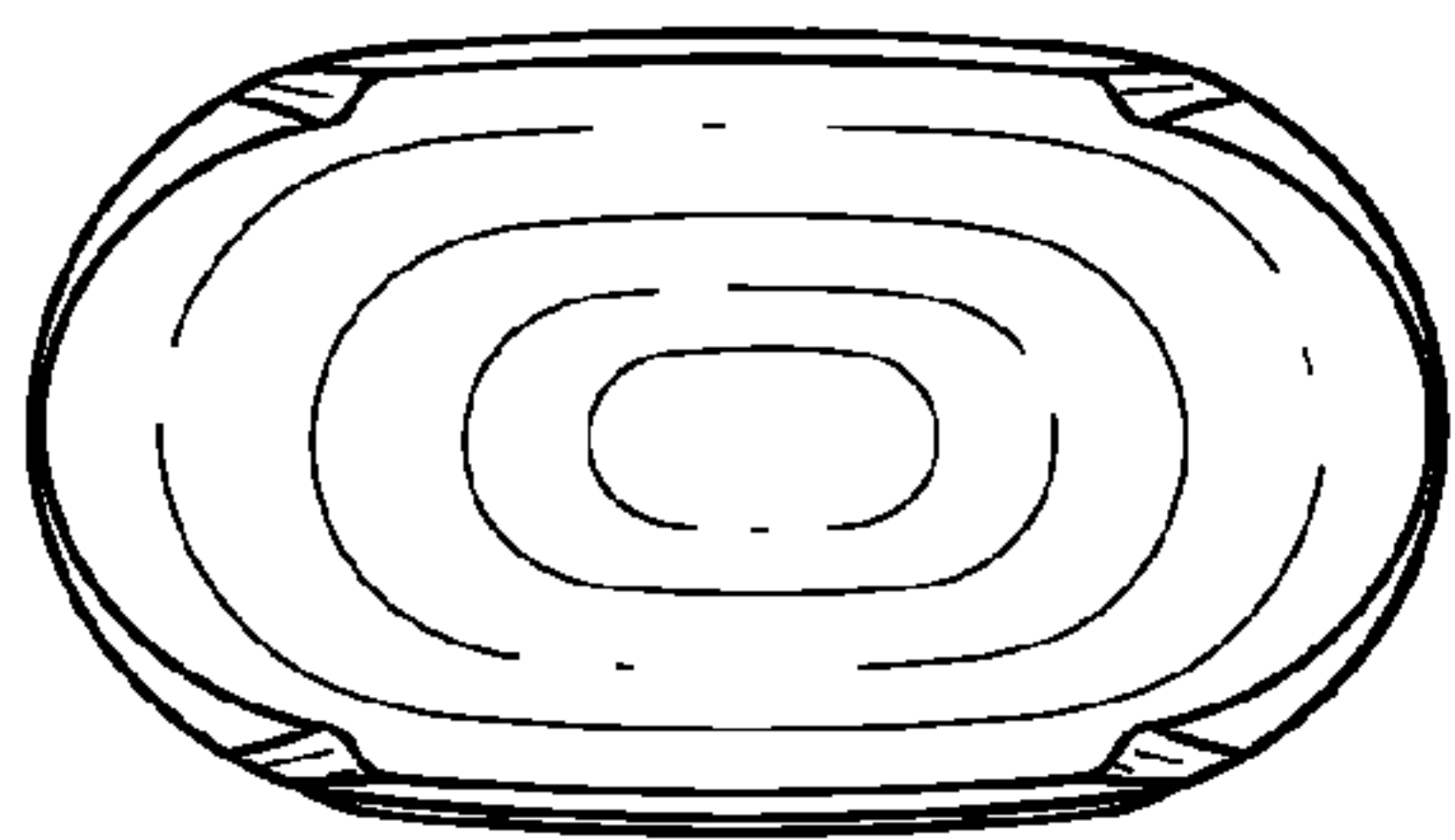


Fig. 4.

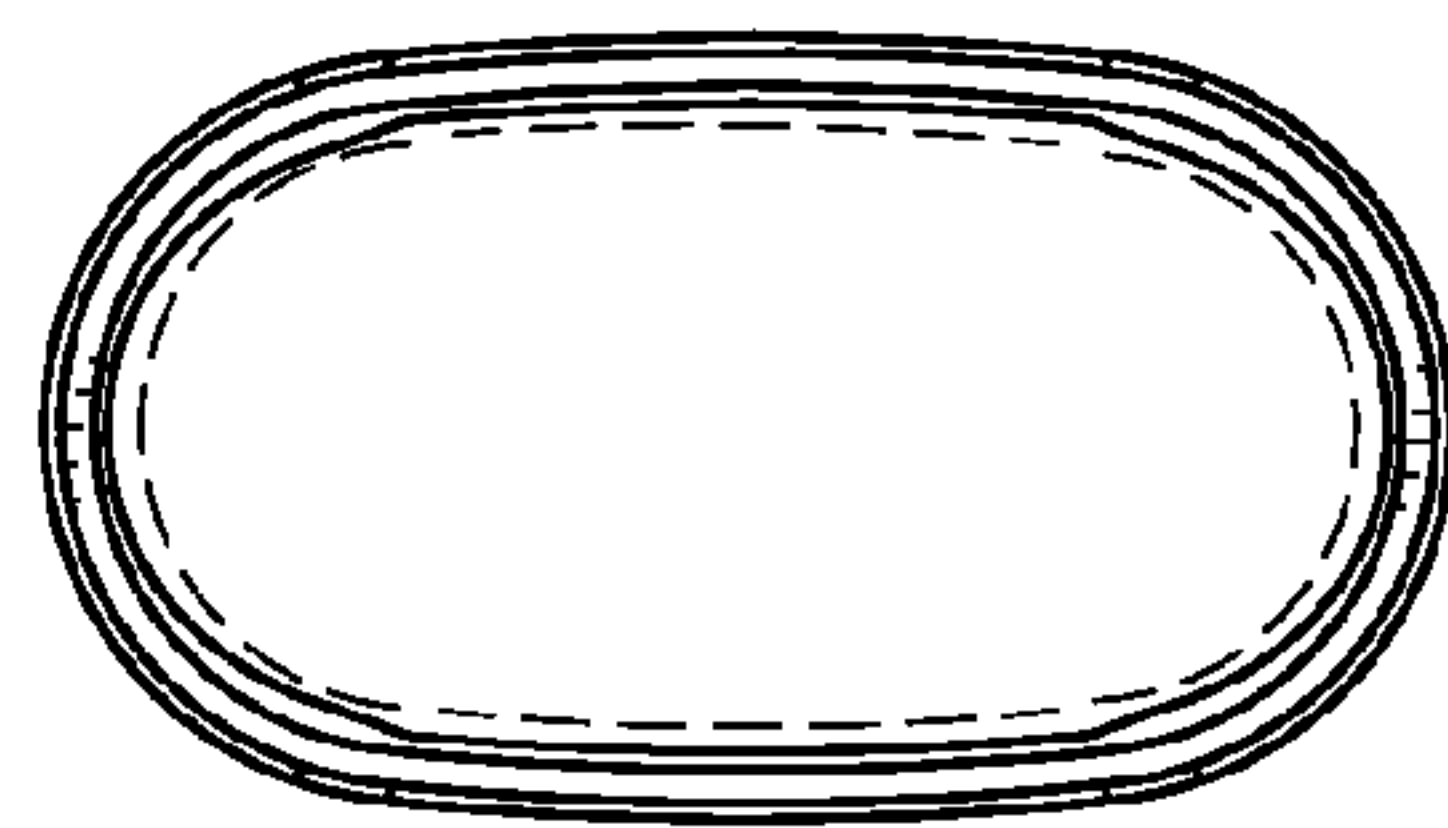


Fig. 5.