



US00D697922S

(12) **United States Design Patent**  
**Park**

(10) **Patent No.:** **US D697,922 S**

(45) **Date of Patent:** **\*\* Jan. 21, 2014**

(54) **KEYBOARD**

(71) Applicant: **Min-Young Park**, Ansan-Si (KR)

(72) Inventor: **Min-Young Park**, Ansan-Si (KR)

(73) Assignee: **Samsung Electronics Co., Ltd.**,  
Suwon-si (KR)

(\*\*) Term: **14 Years**

(21) Appl. No.: **29/441,327**

(22) Filed: **Jan. 3, 2013**

(30) **Foreign Application Priority Data**

Jul. 6, 2012 (KR) ..... 30-2012-0033112

(51) **LOC (10) Cl.** ..... **14-02**

(52) **U.S. Cl.**  
USPC ..... **D14/455**

(58) **Field of Classification Search**  
USPC ..... D14/240, 138, 318, 341, 391-399, 443,  
D14/455, 456; D18/1, 2, 7, 11; 178/17 A,  
178/17 C; 200/5 A, 5 R, 6 A, 6 R; 235/145 A,  
235/145 R; 341/20-23; 345/156, 160, 168,  
345/169, 173; 361/679.08, 679.09,  
361/679.11-679.19; 400/484-489, 492,  
400/472

See application file for complete search history.

(56) **References Cited**

U.S. PATENT DOCUMENTS

D616,886 S \* 6/2010 Andre et al. .... D14/392  
D672,360 S \* 12/2012 Lee et al. .... D14/455  
2009/0135554 A1 \* 5/2009 Chien et al. .... 361/679.08  
2010/0073855 A1 \* 3/2010 Liang et al. .... 361/679.08

\* cited by examiner

*Primary Examiner* — Freda S Nunn

(74) *Attorney, Agent, or Firm* — NSIP Law

(57) **CLAIM**

The ornamental design for a keyboard, as shown and described.

**DESCRIPTION**

FIG. 1 is a top perspective view of a keyboard;  
FIG. 2 is a front view of the keyboard of FIG. 1;  
FIG. 3 is a rear view of the keyboard of FIG. 1;  
FIG. 4 is a left-side view of the keyboard of FIG. 1;  
FIG. 5 is a right-side view of the keyboard of FIG. 1;  
FIG. 6 is a top plan view of the keyboard of FIG. 1;  
FIG. 7 is a bottom plan view of the keyboard of FIG. 1; and,  
FIG. 8 is a bottom perspective view of the keyboard of FIG. 1.  
Features shown in broken lines in FIGS. 1, 2, 3, 4, 5, 6, 7, and 8, form no part of the claimed design.

**1 Claim, 6 Drawing Sheets**

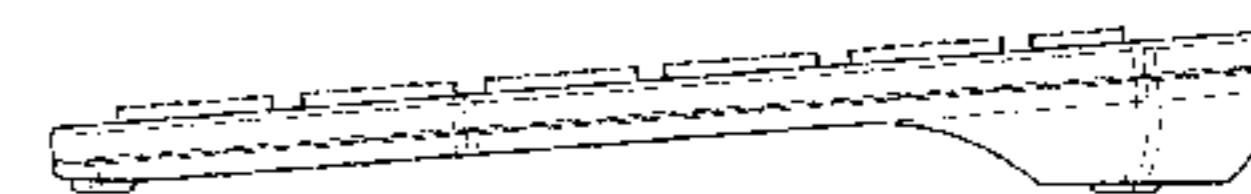
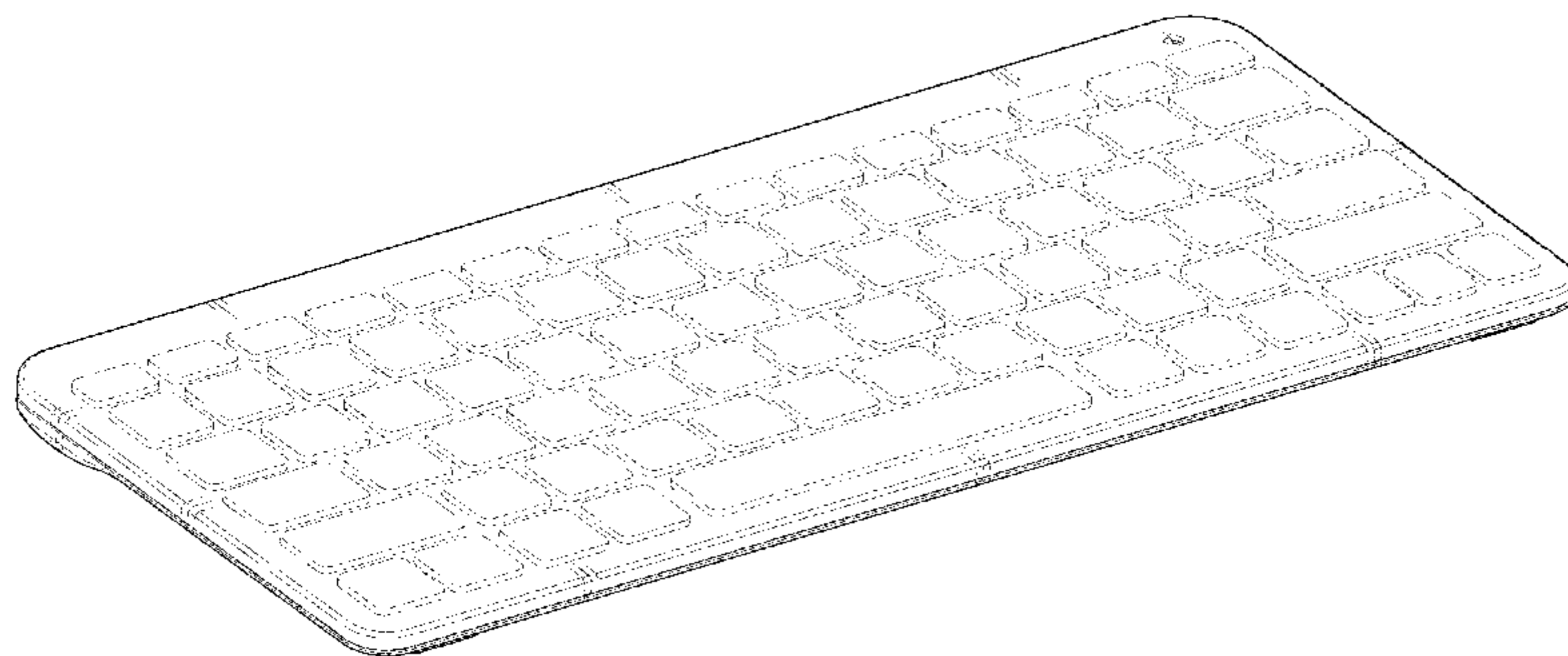


FIG. 1

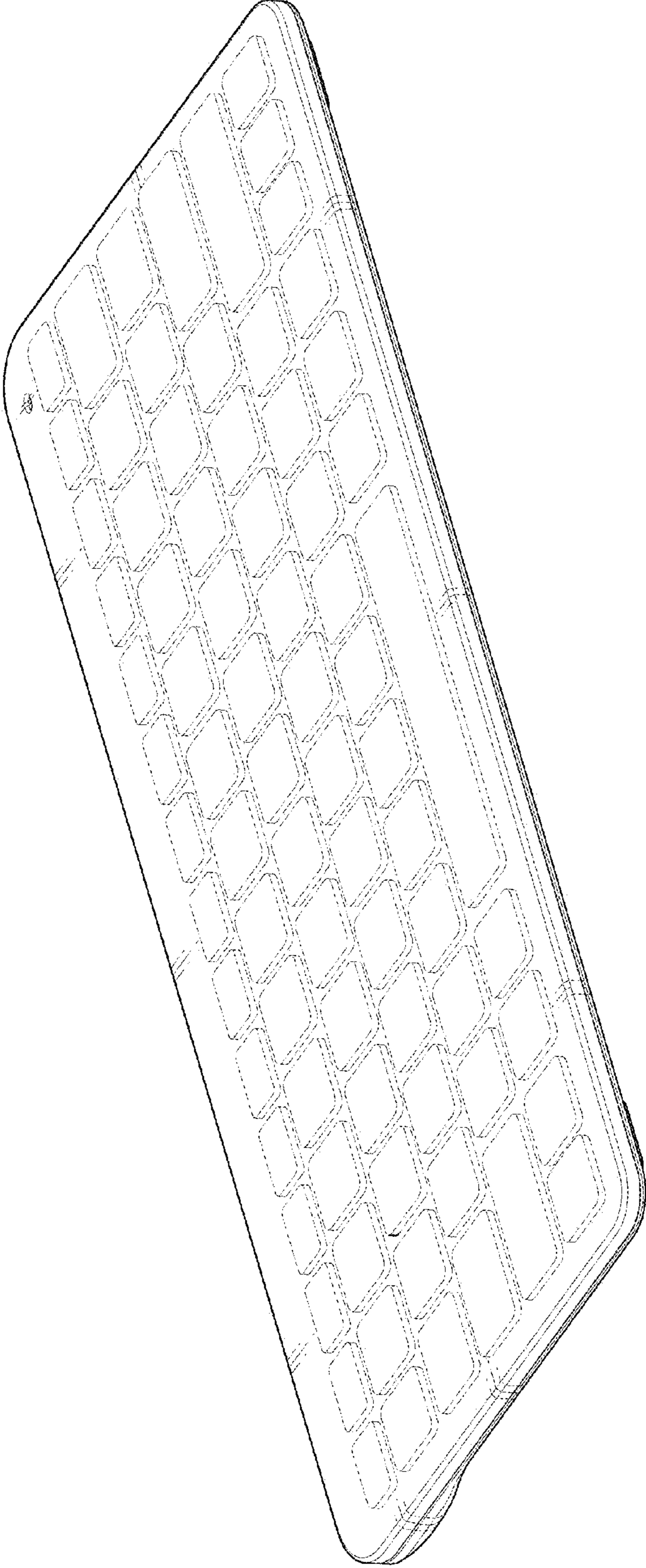


FIG. 2

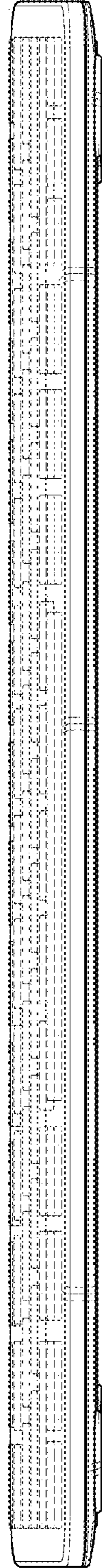


FIG. 3

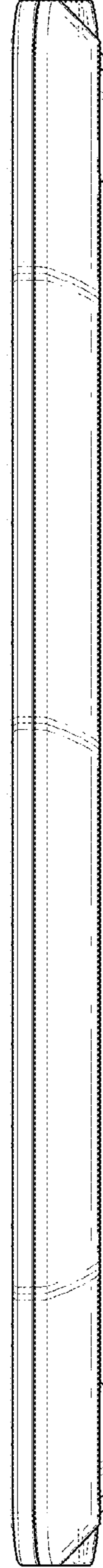


FIG. 4

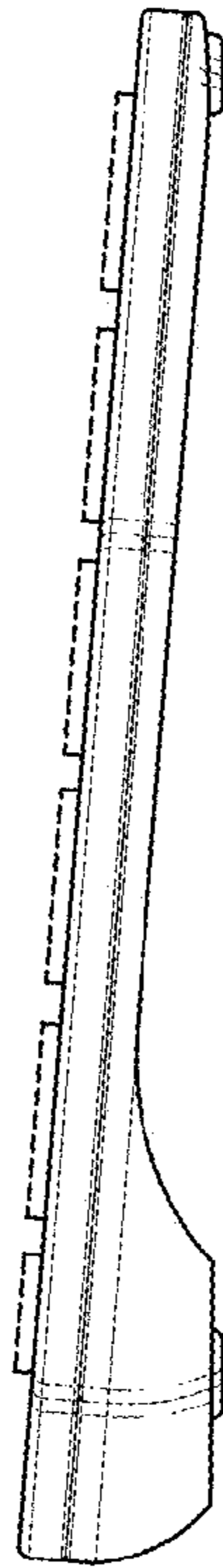


FIG. 5

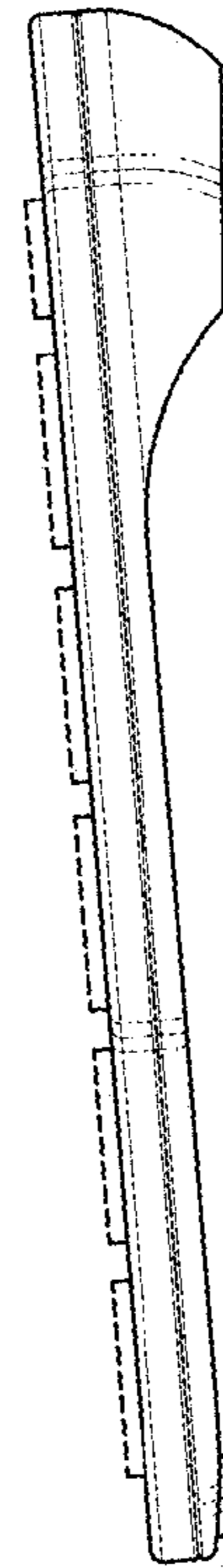


FIG. 6






FIG. 7

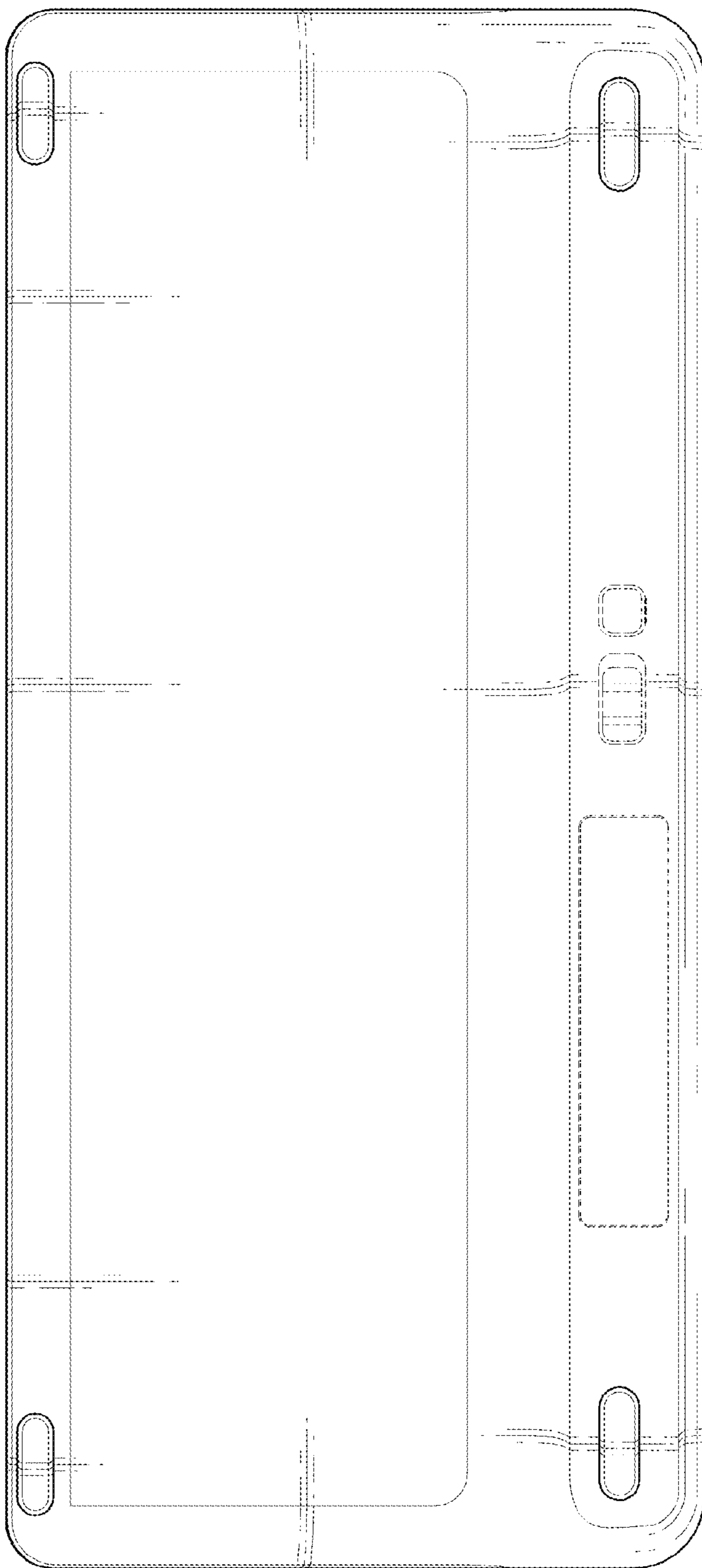


FIG. 8

