

US00D697911S

(12) **United States Design Patent**
McManigal et al.

(10) **Patent No.:** **US D697,911 S**
(45) **Date of Patent:** **** *Jan. 21, 2014**

(54) **TABLET COMPUTER**

(75) Inventors: **Scott Paul McManigal**, Newport Beach,
CA (US); **Cory Worth**, Ladera Ranch,
CA (US)

(73) Assignee: **Vizio Inc**, Irvine, CA (US)

(*) Notice: This patent is subject to a terminal dis-
claimer.

(**) Term: **14 Years**

(21) Appl. No.: **29/417,922**

(22) Filed: **Apr. 10, 2012**

(51) **LOC (10) Cl.** **14-02**

(52) **U.S. Cl.**
USPC **D14/341**

(58) **Field of Classification Search**
USPC D14/341-347, 138 C, 137, 138, 138.1,
D14/138 AA, 138 R, 138 G, 496, 203.1,
D14/203.3, 203.4, 203.5, 203.7, 432, 129,
D14/130, 439, 448, 147, 218, 248, 389, 388,
D14/315-318; D21/324, 331; D19/59-60;
D10/65, 104; D18/6, 7; 455/556.1,
455/575.1, 575.3, 575.4; 345/169,
345/156-157, 168, 173; 341/22, 23;
361/679.27

See application file for complete search history.

(56) **References Cited**

U.S. PATENT DOCUMENTS

D458,602 S *	6/2002	Hasegawa et al.	D14/374
D598,015 S *	8/2009	Busri	D14/341
D608,778 S *	1/2010	Lee et al.	D14/336
D624,070 S *	9/2010	Lee et al.	D14/336
D626,019 S *	10/2010	Kao	D10/65
D627,779 S *	11/2010	Liao	D14/341
D634,318 S *	3/2011	Buckle et al.	D14/341
D656,497 S *	3/2012	Chiu	D14/341
D670,286 S *	11/2012	Akana et al.	D14/341
D670,288 S *	11/2012	Chen	D14/341
D670,692 S *	11/2012	Akana et al.	D14/341
D673,950 S *	1/2013	Li et al.	D14/341
D677,660 S *	3/2013	Groene et al.	D14/341
D681,056 S *	4/2013	Akana et al.	D14/496
D682,803 S *	5/2013	Lee et al.	D14/138 G

* cited by examiner

Primary Examiner — Barbara Fox

(74) *Attorney, Agent, or Firm* — Law Office of Scott C
Harris, Inc


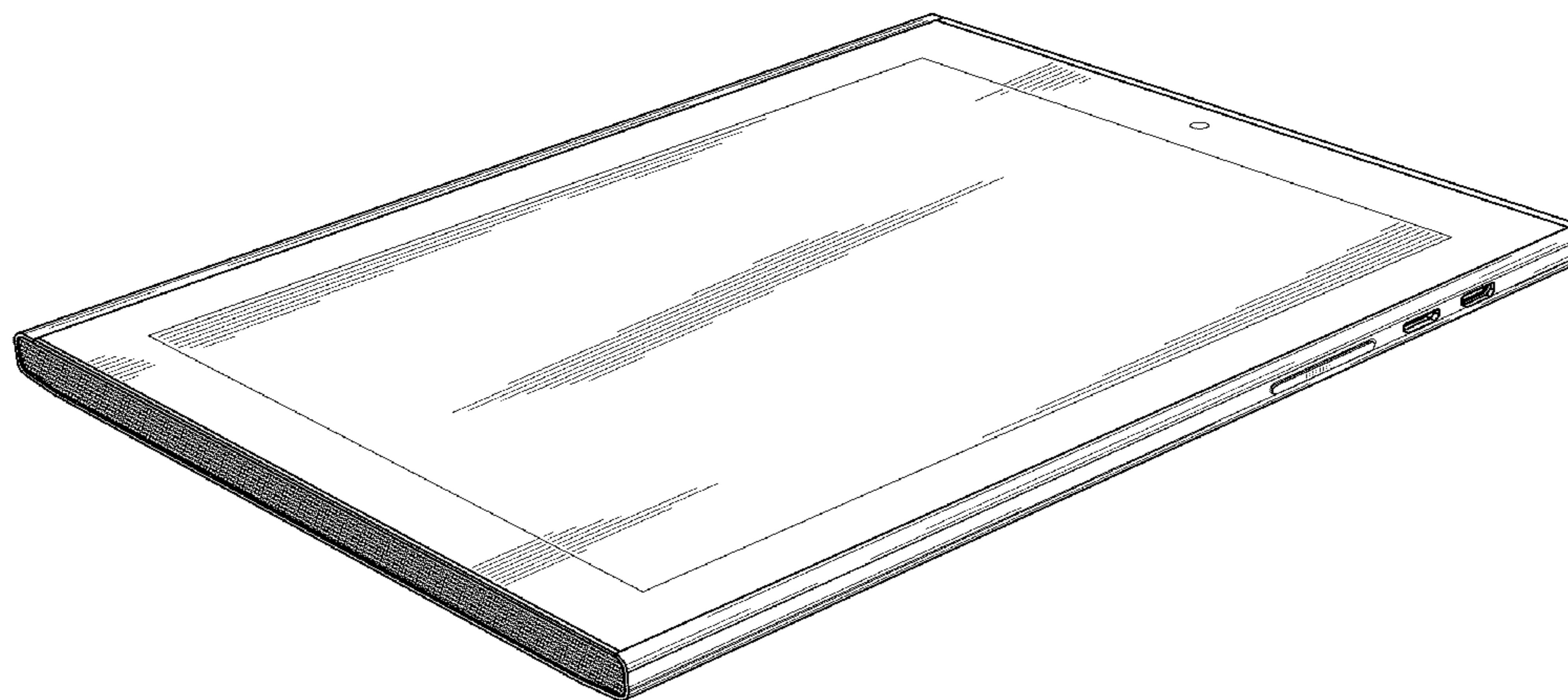
(57) **CLAIM**

The ornamental design for a tablet computer, as shown and
described.

DESCRIPTION

FIG. 1 is a front perspective view of the tablet computer
showing the new design;
FIGS. 2 and 3 show a right and a left side view, respectively,
of the tablet computer;
FIGS. 4 and 5 show a bottom and a top view, respectively, of
the tablet computer;
FIG. 6 shows a front view of the tablet computer; and,
FIG. 7 shows a rear view of the tablet computer.

1 Claim, 5 Drawing Sheets



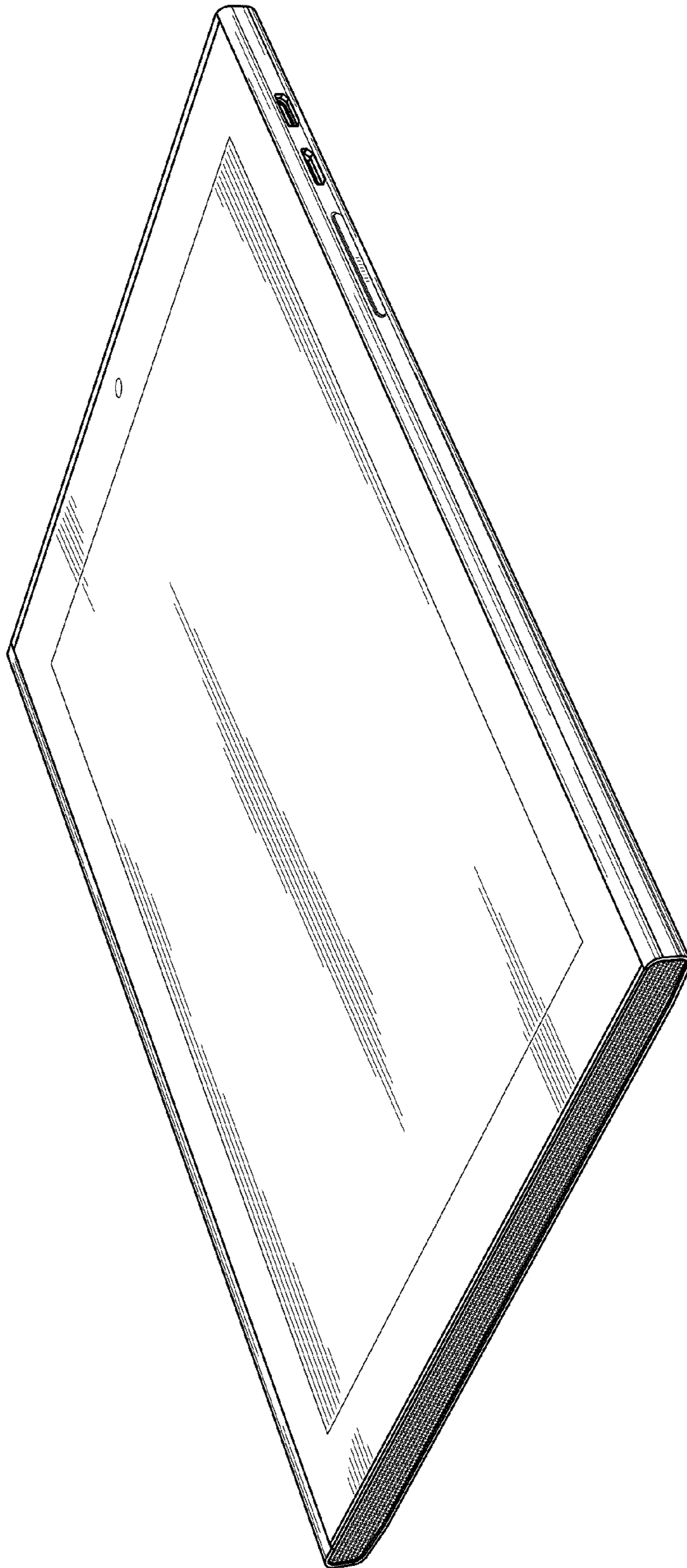


FIG. 1



FIG. 2




FIG. 3




FIG. 4




FIG. 5




FIG. 6




FIG. 7