

US00D697906S

(12) **United States Design Patent**  
**Morooka et al.**

(10) **Patent No.:** **US D697,906 S**  
(45) **Date of Patent:** **\*\* Jan. 21, 2014**

(54) **ARITHMETIC AND CONTROL UNIT**

(71) Applicant: **Fujitsu Limited**, Kawasaki (JP)

(72) Inventors: **Hisao Morooka**, Kawasaki (JP);  
**Hiroyuki Fujita**, Tokyo (JP); **Nobuharu Tsusaka**, Kawasaki (JP); **Eiji Nagao**, Ichikawa (JP); **Mark Friesen**, Tokyo (JP); **Toni Koberling**, München (DE)

(73) Assignee: **Fujitsu Limited**, Kawasaki (JP)

(\*\*) Term: **14 Years**

(21) Appl. No.: **29/453,861**

(22) Filed: **May 3, 2013**

(30) **Foreign Application Priority Data**

Nov. 6, 2012 (JP) ..... 2012-026976

(51) **LOC (10) Cl.** ..... **14-02**

(52) **U.S. Cl.**  
USPC ..... **D14/300; D14/308; D13/184**

(58) **Field of Classification Search**  
USPC ..... D13/184, 199; D14/300, 301, 302, 308, D14/314, 348, 349, 350, 351, 352, 353, 354, D14/355, 356, 357, 358, 359, 432, 439, D14/441-446; 312/223.1, 223.2, 223.3; 360/99.01-99.12; 361/724, 600, 361/679.31-679.39; 369/34.01, 36.01  
See application file for complete search history.

(56) **References Cited**

**U.S. PATENT DOCUMENTS**

4,087,854 A \* 5/1978 Kinoshita et al. .... 712/32  
4,466,055 A \* 8/1984 Kinoshita et al. .... 710/305  
4,616,331 A \* 10/1986 Kinoshita et al. .... 712/32

D315,335 S \* 3/1991 Frischer ..... D14/308  
D338,469 S \* 8/1993 Alden et al. .... D14/140.3  
D344,073 S \* 2/1994 Cipolla et al. .... D14/308  
D377,785 S \* 2/1997 Rybarczyk et al. .... D14/308  
D390,835 S \* 2/1998 Mayfield, III ..... D13/184  
D427,454 S \* 7/2000 Munch et al. .... D6/448  
D432,098 S \* 10/2000 Nelson et al. .... D13/184  
D457,147 S \* 5/2002 Bradley ..... D13/184  
D469,430 S \* 1/2003 Sue et al. .... D14/349  
D476,299 S \* 6/2003 Witte ..... D13/184  
D517,547 S \* 3/2006 Kubota ..... D14/349  
D523,427 S \* 6/2006 Tsuzuki et al. .... D14/300  
D543,161 S \* 5/2007 Stepputat ..... D13/184  
D544,477 S \* 6/2007 Tsuzuki et al. .... D14/300  
D555,654 S \* 11/2007 Chen ..... D14/441  
D565,575 S \* 4/2008 Daniels et al. .... D14/441  
D572,672 S \* 7/2008 Adducci et al. .... D13/184  
D584,251 S \* 1/2009 Lewis et al. .... D13/184  
D584,252 S \* 1/2009 Lewis et al. .... D13/184  
D588,081 S \* 3/2009 Lewis et al. .... D13/184  
D592,618 S \* 5/2009 Lewis et al. .... D13/184

\* cited by examiner

*Primary Examiner* — Elizabeth J Oswecki

(74) *Attorney, Agent, or Firm* — Staas & Halsey LLP

(57) **CLAIM**

The ornamental design for an arithmetic and control unit, as shown and described.

**DESCRIPTION**

FIG. 1 is a front, top, right side perspective view of an arithmetic and control unit showing our new design;  
FIG. 2 is a front view thereof;  
FIG. 3 is a rear view thereof;  
FIG. 4 is a left side view thereof;  
FIG. 5 is a right side view thereof;  
FIG. 6 is a top view thereof; and,  
FIG. 7 is a bottom view thereof.

**1 Claim, 7 Drawing Sheets**

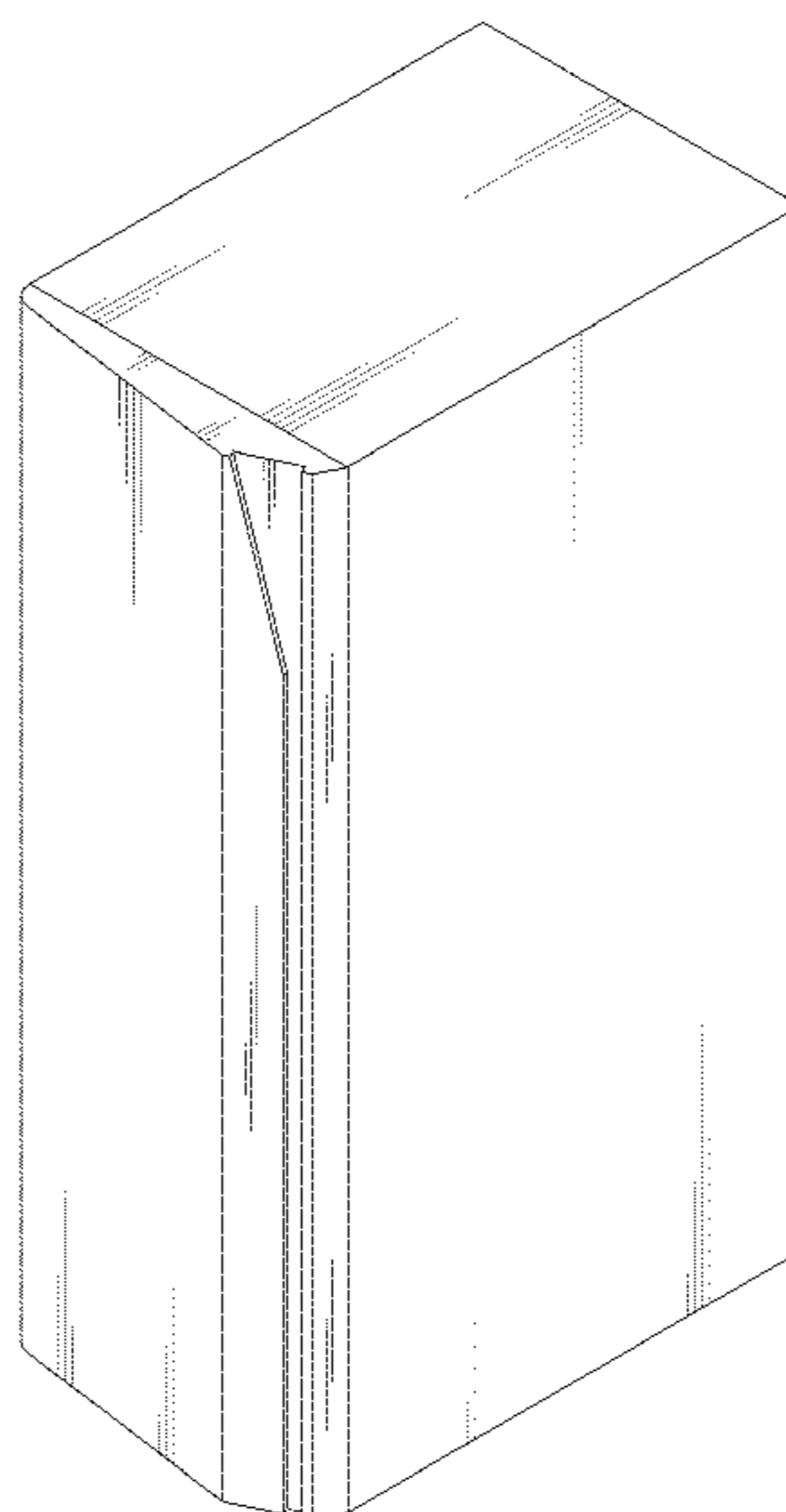


Fig. 1

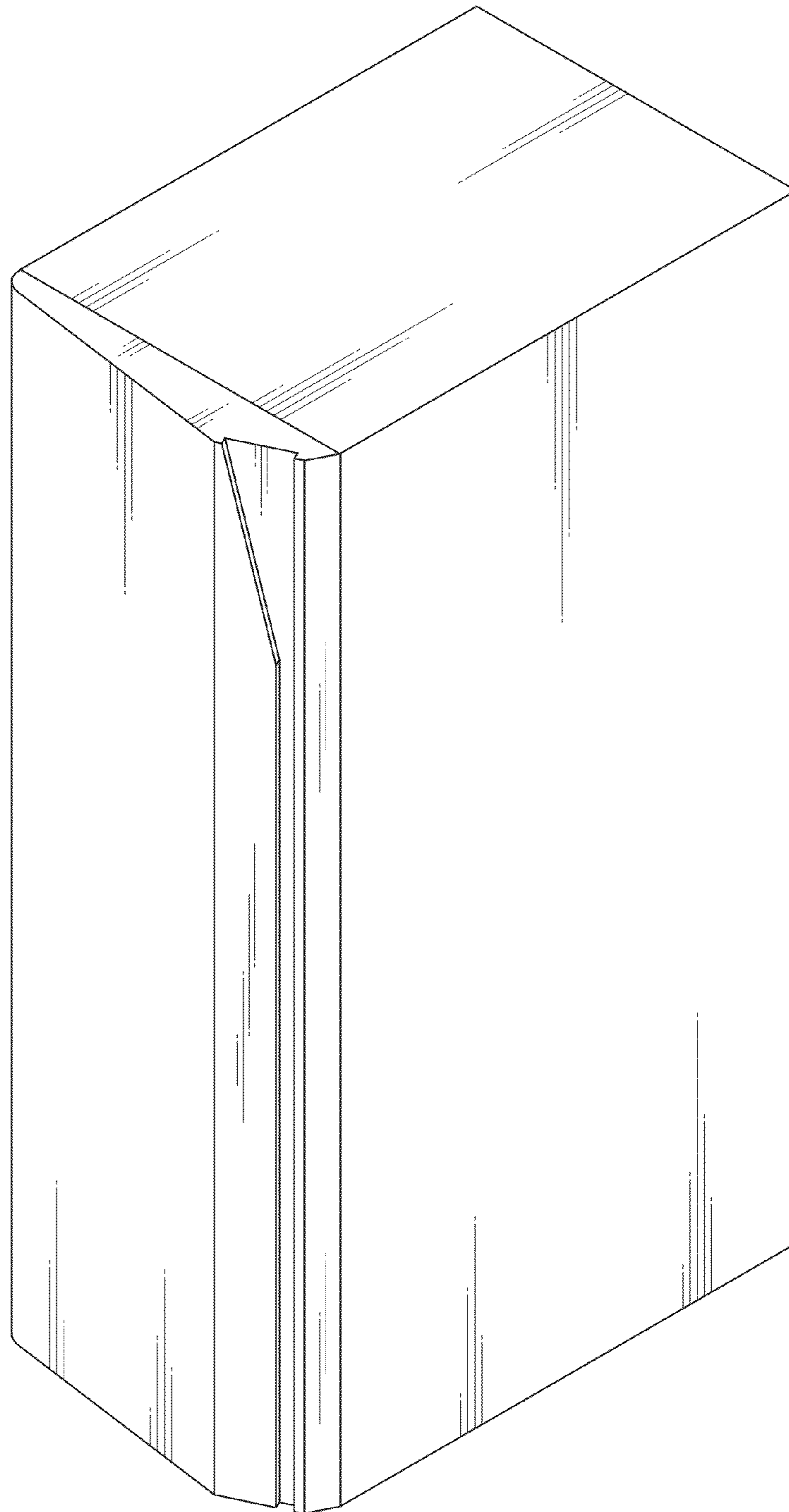


Fig. 2




Fig. 3



Fig. 4




Fig. 5




Fig. 6

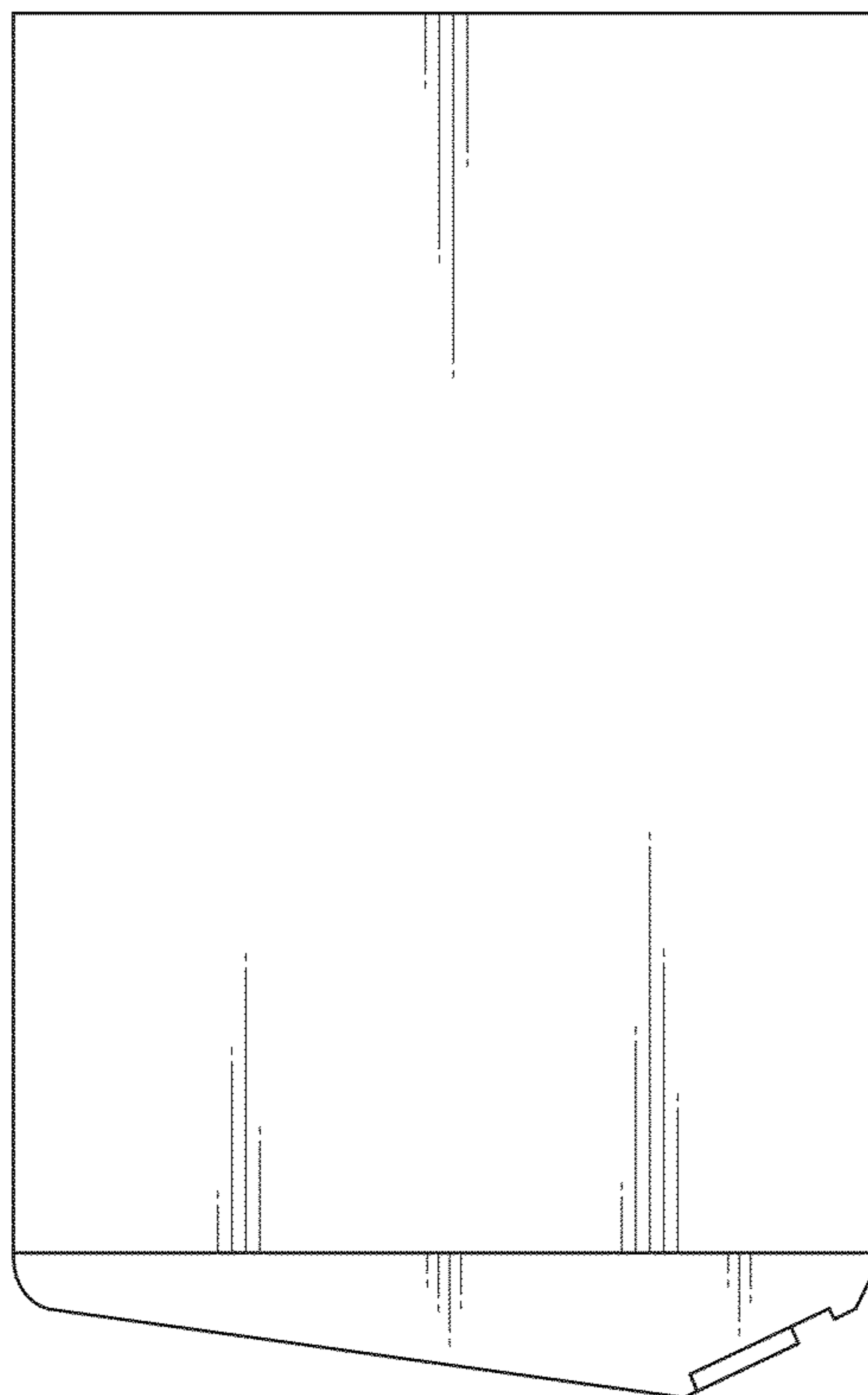


Fig. 7

