

US00D697903S

(12) **United States Design Patent**
Witter et al.

(10) **Patent No.:** **US D697,903 S**
(45) **Date of Patent:** **** Jan. 21, 2014**

(54) **CASE FOR ELECTRONIC DEVICE**

(71) Applicant: **Otter Products, LLC**, Fort Collins, CO (US)

(72) Inventors: **Kevin Witter**, Fort Collins, CO (US);
Jane Michie, Fort Collins, CO (US)

(73) Assignee: **Otter Products, LLC**, Fort Collins, CO (US)

(**) Term: **14 Years**

(21) Appl. No.: **29/454,093**

(22) Filed: **May 6, 2013**

(51) **LOC (10) Cl.** **14-03**

(52) **U.S. Cl.**
USPC **D14/250**

(58) **Field of Classification Search**

USPC D14/250-253, 440, 203.3-203.7, 217,
D14/496, 248, 238.1, 240, 447, 341-347,
D14/444; D13/103, 107-108, 119; D3/201,
D3/218, 247, 269, 273, 301, 303;
248/309.1, 371, 176.3, 668;
361/679.56, 679.3, 679.25, 816;
379/426, 433.11, 455; 455/575.1,
455/575.8; 206/305, 320; 320/108, 115;
429/96; 220/4.02; 150/165

See application file for complete search history.

(56) **References Cited**

U.S. PATENT DOCUMENTS

D551,854 S *	10/2007	Collins et al.	D3/218
D642,171 S *	7/2011	Melanson et al.	D14/250
D644,638 S *	9/2011	Melanson et al.	D14/250
D673,543 S *	1/2013	Melanson et al.	D14/250
D673,545 S *	1/2013	Magness et al.	D14/250
D674,790 S *	1/2013	Melanson et al.	D14/250
D674,791 S *	1/2013	Melanson et al.	D14/250
D681,026 S *	4/2013	Weller et al.	D14/250
D681,613 S *	5/2013	Magness et al.	D14/238.1
D681,618 S *	5/2013	Magness et al.	D14/250
D681,623 S *	5/2013	Chang et al.	D14/250
2011/0228459 A1 *	9/2011	Richardson et al.	361/679.01

* cited by examiner

Primary Examiner — Carla Jobe Wright

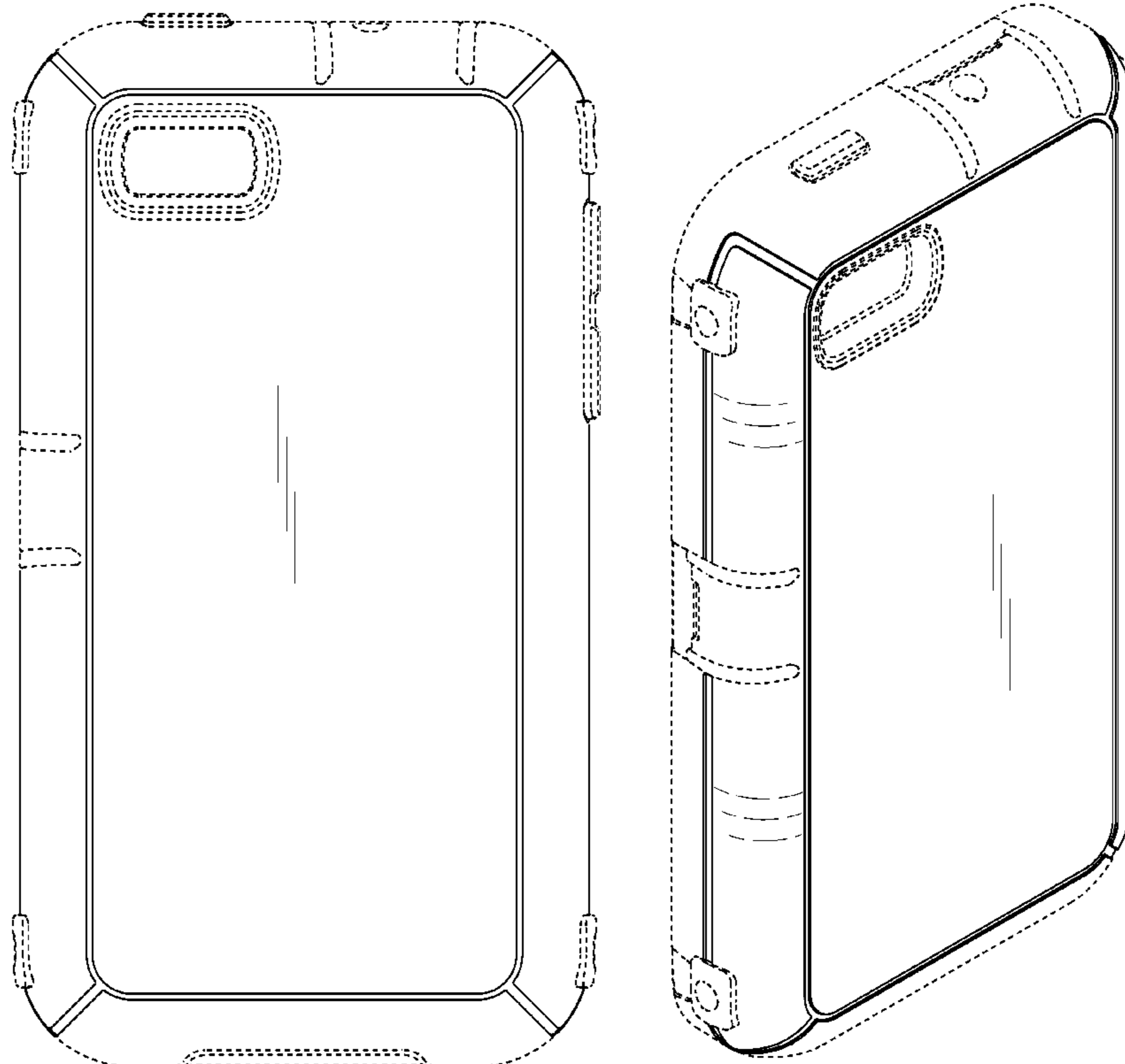
(57) **CLAIM**

The ornamental design for a case for electronic device, as shown and described.

DESCRIPTION

FIG. 1 is a first rear isometric view of a case for electronic device showing our new design;
FIG. 2 is a rear view thereof;
FIG. 3 is a second rear isometric view thereof;
FIG. 4 is a right view thereof; and,
FIG. 5 is a left view thereof.
In the drawings, the broken lines depict unclaimed environment.

1 Claim, 4 Drawing Sheets






FIG. 1

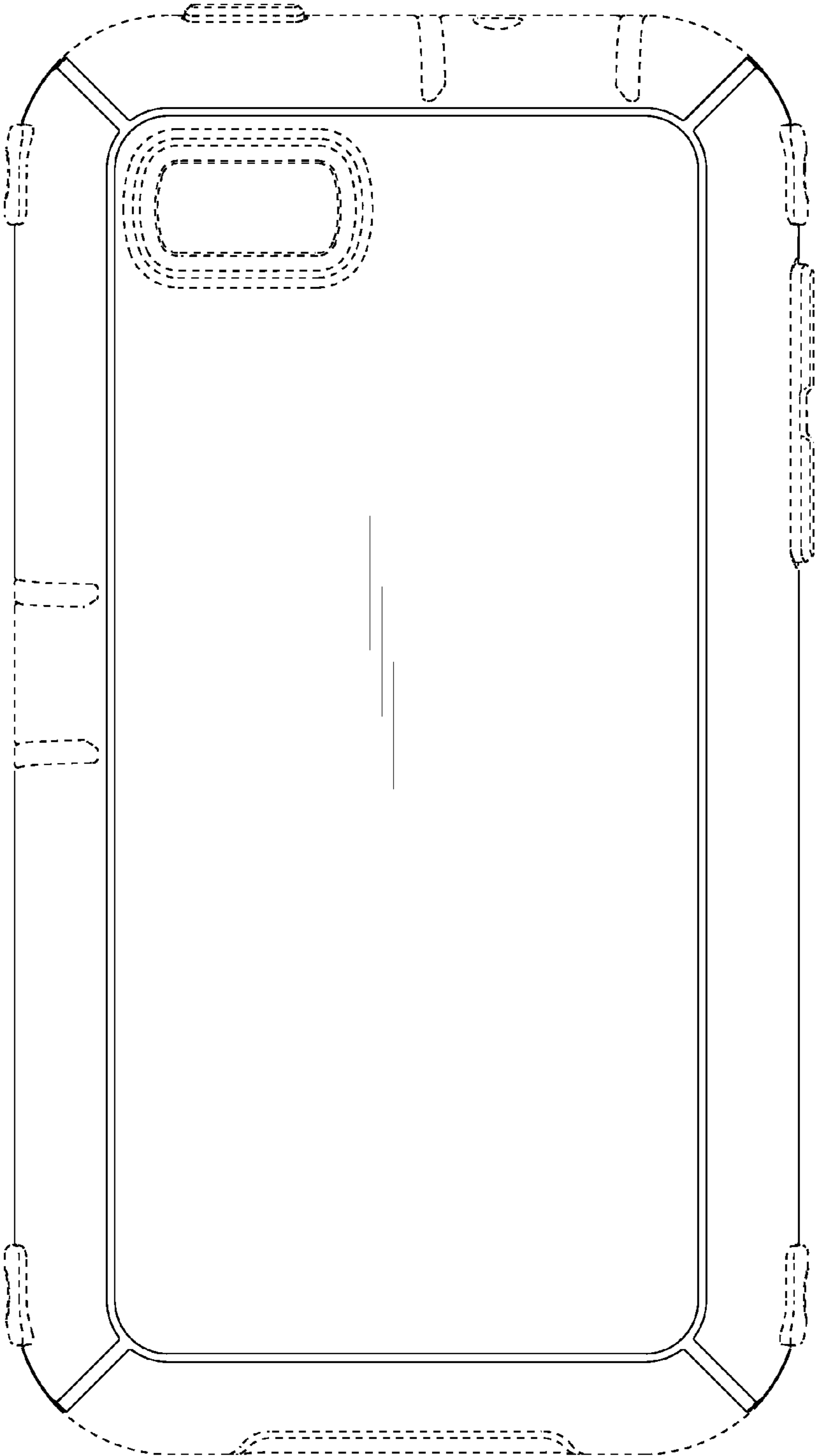


FIG. 2

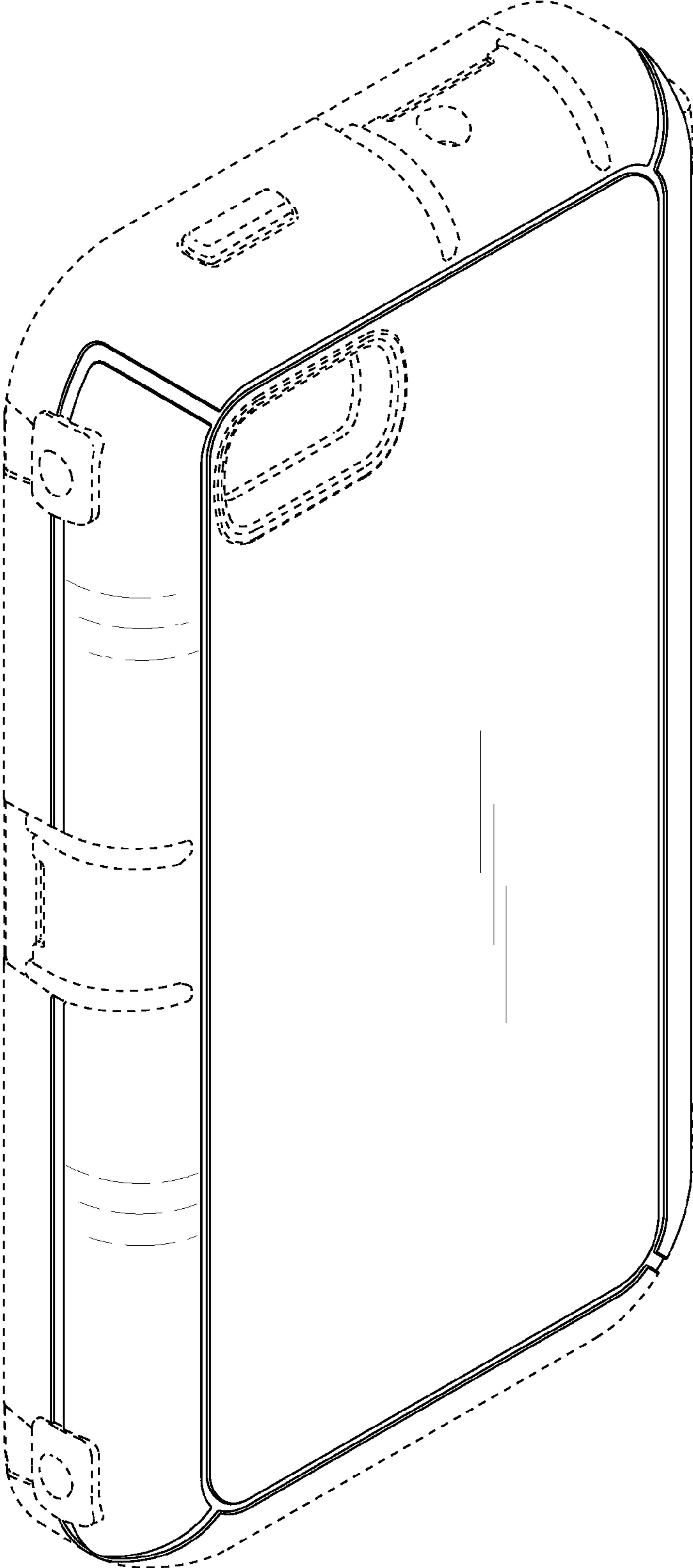


FIG. 3




FIG. 4

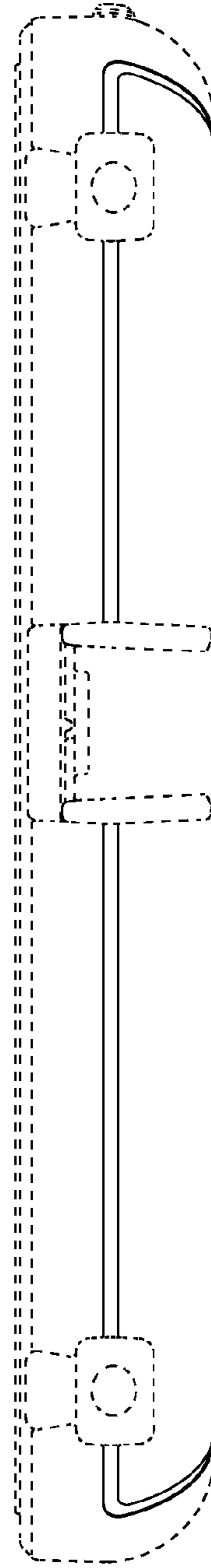


FIG. 5