

US00D697891S

(12) **United States Design Patent**
Yoo

(10) **Patent No.:** **US D697,891 S**
(45) **Date of Patent:** **** Jan. 21, 2014**

- (54) **MOBILE TERMINAL**
- (71) Applicant: **Samsung Electronics Co., Ltd.**,
Suwon-si (KR)
- (72) Inventor: **Sang-Hun Yoo**, Sunnam-Si (KR)
- (73) Assignee: **Samsung Electronics Co., Ltd.**,
Suwon-si (KR)
- (**) Term: **14 Years**
- (21) Appl. No.: **29/447,434**
- (22) Filed: **Mar. 4, 2013**
- (30) **Foreign Application Priority Data**
Sep. 5, 2012 (KR) 30-2012-0042596
- (51) **LOC (10) Cl.** **14-03**
- (52) **U.S. Cl.**
USPC **D14/138 G**
- (58) **Field of Classification Search**
USPC D14/138 G, 138 AD, 341, 346, 138 R,
D14/138 AC, 496, 203.1, 203.4, 203.7, 248,
D14/218; 455/575.1, 556.2, 575.3, 575.4;
D21/517; 379/433.01, 433.04; D10/65,
D10/78, 104.1; D13/168; 361/679.3, 679.56
See application file for complete search history.

- (56) **References Cited**
U.S. PATENT DOCUMENTS
D568,286 S * 5/2008 Suk et al. D14/138 G
D589,924 S * 4/2009 Jung et al. D14/138 AD
D590,802 S * 4/2009 Shin et al. D14/138 AD
D592,084 S * 5/2009 Stevens et al. D10/65
D615,946 S * 5/2010 Mun D14/138 G
D629,376 S * 12/2010 Choi et al. D14/138 G

- D633,066 S * 2/2011 Park et al. D14/138 AD
- D637,996 S * 5/2011 Kim et al. D14/203.7
- D652,404 S * 1/2012 Okada et al. D14/138 G
- D653,642 S * 2/2012 Han D14/138 AD
- D654,047 S * 2/2012 Kim et al. D14/138 G
- D654,887 S * 2/2012 McManigal et al. D14/138 G
- D666,980 S * 9/2012 Faoro D14/138 G

(Continued)

OTHER PUBLICATIONS

Samsung Wave Y S5380 telephone, announced Aug. 2011, [online], [site visited Aug. 20, 2013]. Available from Internet, <URL: http://www.gsmarena.com/samsung_wave_y_s5380-4127.php>.*

(Continued)

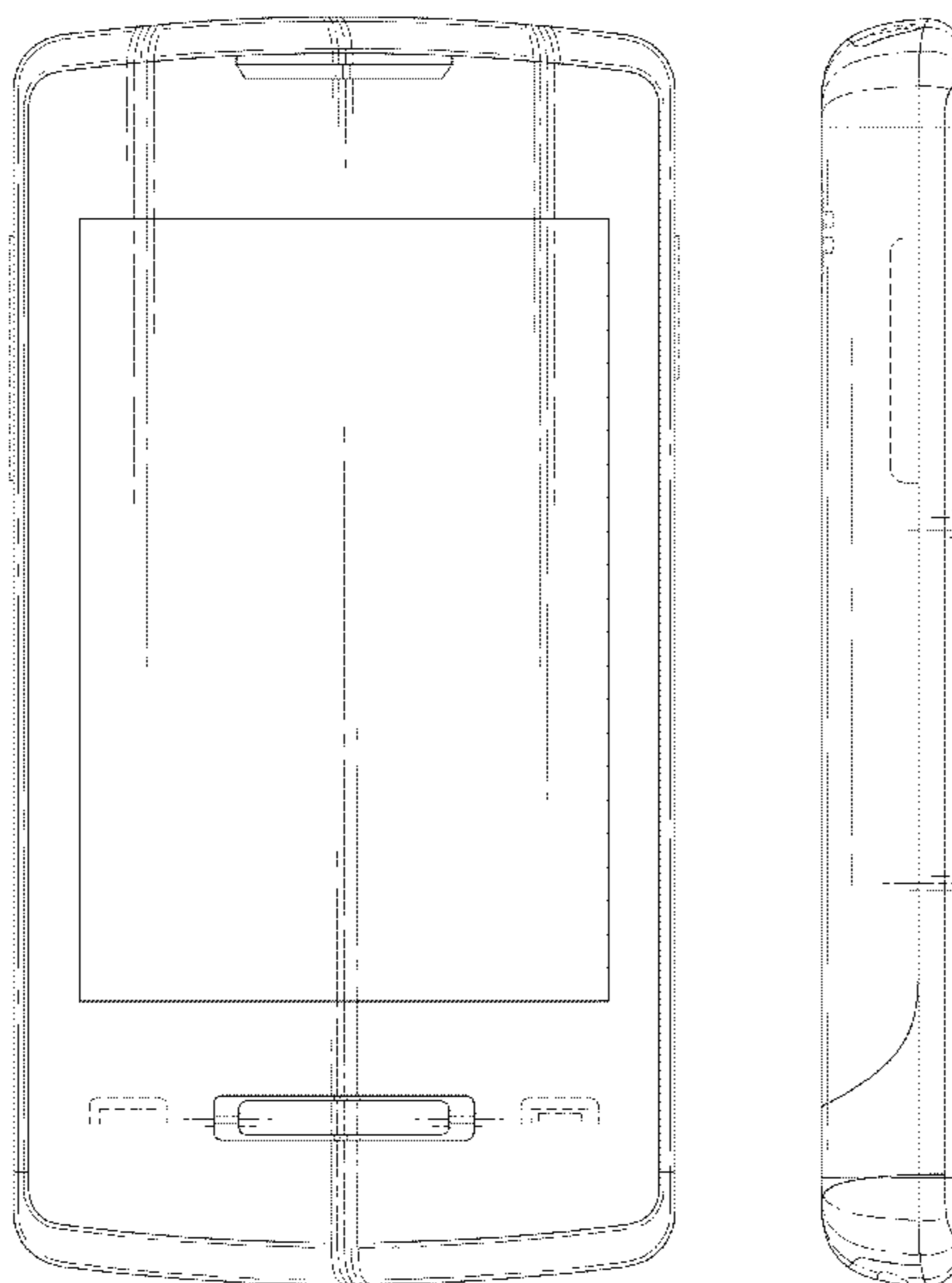
Primary Examiner — Jeffrey D Asch
(74) *Attorney, Agent, or Firm* — NSIP Law

- (57) **CLAIM**
The ornamental design for a mobile terminal, as shown and described.

DESCRIPTION

FIG. 1 is a front perspective view of a mobile terminal; FIG. 2 is a front view of the mobile terminal of FIG. 1; FIG. 3 is a rear view of the mobile terminal of FIG. 1; FIG. 4 is a left-side view of the mobile terminal of FIG. 1; FIG. 5 is a right-side view of the mobile terminal of FIG. 1; FIG. 6 is a top plan view of the mobile terminal of FIG. 1; and, FIG. 7 is a bottom plan view of the mobile terminal of FIG. 1. The broken lines shown in the figures that are immediately adjacent to the shaded areas and define regions that are consistently unshaded, represent the bounds of the claim, while all other broken lines are directed to environment and are for illustrative purposes only; the broken lines form no part of the claimed design.

1 Claim, 5 Drawing Sheets



(56)

References Cited

U.S. PATENT DOCUMENTS

D667,808 S * 9/2012 Kim D14/138 G
D669,050 S * 10/2012 Lyles et al. D14/138 G
D669,054 S * 10/2012 Han D14/138 G
D671,086 S * 11/2012 Yu et al. D14/138 G
D676,409 S * 2/2013 Kim D14/138 G
D676,820 S * 2/2013 Jeong D14/138 G
D676,821 S * 2/2013 Jeong D14/138 G
D676,822 S * 2/2013 Seo et al. D14/138 G
D678,234 S * 3/2013 Chung D14/138 G
D680,989 S * 4/2013 Jeong D14/138 G
D680,991 S * 4/2013 Jeong D14/138 G
D680,993 S * 4/2013 Jeong D14/138 G
D681,588 S * 5/2013 Jeong D14/138 G
D684,135 S * 6/2013 Seo et al. D14/138 G

D687,795 S * 8/2013 Kim et al. D14/138 AD
D687,803 S * 8/2013 Jeong D14/138 G
D688,220 S * 8/2013 Kim D14/138 G
2011/0117971 A1* 5/2011 Kim et al. 455/566

OTHER PUBLICATIONS

Samsung S5780 Wave 578 telephone, announced Feb. 2011, [online],
[site visited Aug. 20, 2013]. Available from Internet, <URL: http://www.gsmarena.com/samsung_s5780_wave_578-3778.php>.*
Samsung Omnia W I8350 telephone, announced Sep. 2011, [online],
[site visited Aug. 20, 2013]. Available from Internet, <URL: http://www.gsmarena.com/samsung_omnia_w_i8350-4200.php>.*
Samsung S8600 Wave 3 telephone, announced Aug. 2011, [online],
[site visited Aug. 20, 2013]. Available from Internet, <URL: http://www.gsmarena.com/samsung_s8600_wave_3-4126.php>.*

* cited by examiner

FIG. 1

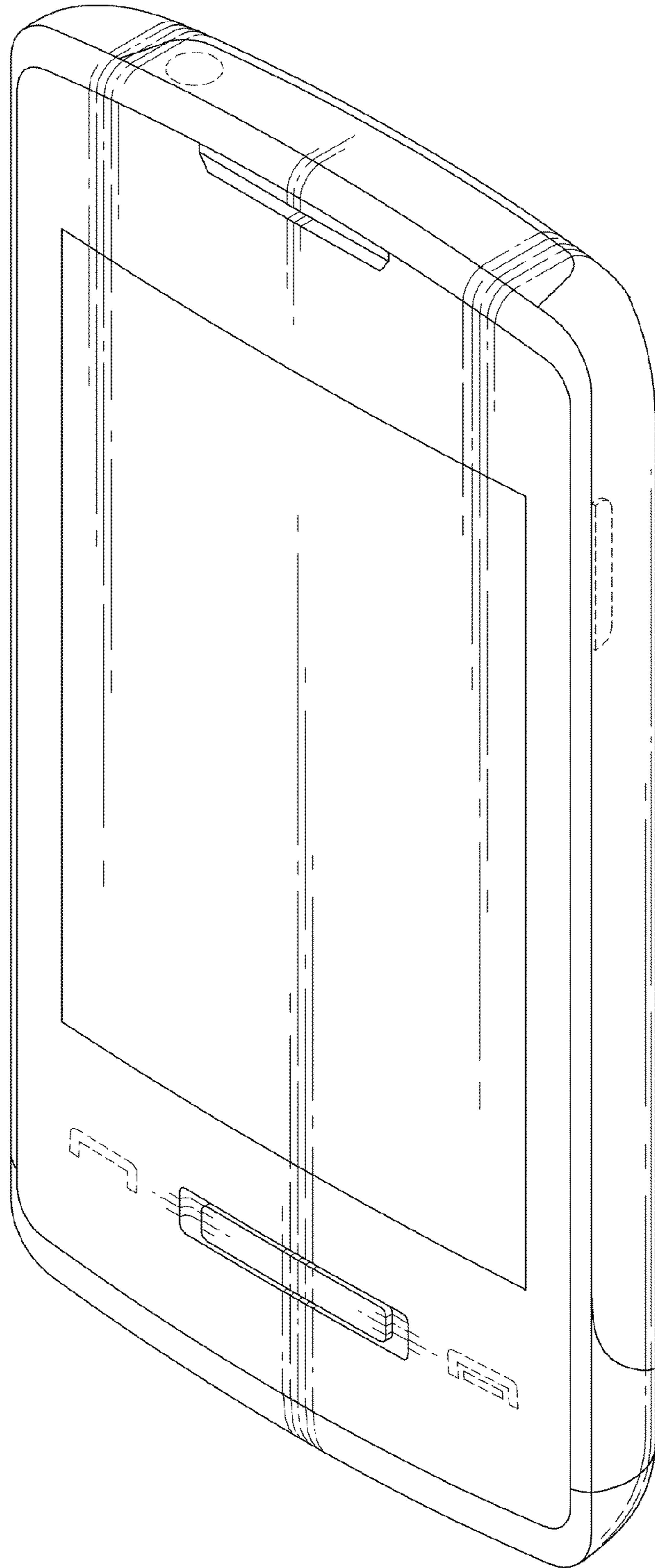


FIG. 2




FIG. 3




FIG. 4

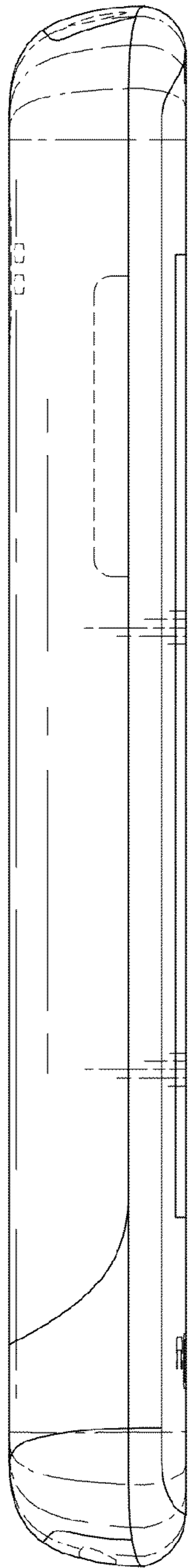


FIG. 5




FIG. 6

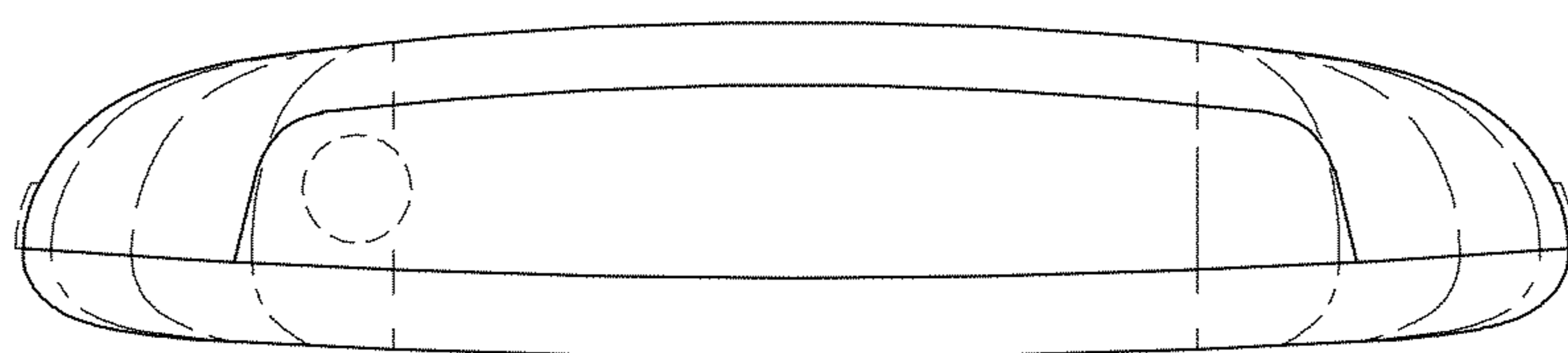


FIG. 7

