

US00D697884S

(12) **United States Design Patent**
Lee

(10) **Patent No.:** **US D697,884 S**
(45) **Date of Patent:** **** Jan. 21, 2014**

(54) **TV RECEIVER**

(56) **References Cited**

(71) Applicant: **Sang-Young Lee**, Gwangmyeong (KR)

U.S. PATENT DOCUMENTS

(72) Inventor: **Sang-Young Lee**, Gwangmyeong (KR)

D330,056 S *	10/1992	Pagel	D21/505
D404,089 S *	1/1999	Glickman et al.	D21/489
D495,708 S *	9/2004	Yang	D14/375
D539,241 S *	3/2007	Peng	D14/126
D570,841 S	6/2008	Kim et al.	
D572,682 S	7/2008	Won et al.	
D573,118 S	7/2008	Yang et al.	
D584,258 S	1/2009	Yang et al.	
D601,104 S	9/2009	Kim	
D603,816 S	11/2009	Kim et al.	
D603,817 S	11/2009	Kim et al.	
D605,148 S	12/2009	Boo et al.	
D605,149 S	12/2009	Kim et al.	

(73) Assignee: **Samsung Electronics Co., Ltd.**,
Suwon-si, Gyeonggi-do (KR)

(**) Term: **14 Years**

(21) Appl. No.: **29/455,494**

(22) Filed: **May 21, 2013**

(Continued)

Related U.S. Application Data

OTHER PUBLICATIONS

(63) Continuation of application No. 29/426,428, filed on
Jul. 5, 2012, now Pat. No. Des. 685,337.

U.S. Appl. No. 29/426,390, Applicant: Yu-Li Sung, filed Jul. 5, 2012
entitled TV Receiver.

(Continued)

(30) **Foreign Application Priority Data**

Jan. 19, 2012 (KR) 30-2012-0002820

Primary Examiner — Raphael Barkai

(74) *Attorney, Agent, or Firm* — Flynn, Thiel, Boutell &
Tanis, P.C.

(51) **LOC (10) Cl.** **14-03**

(57) **CLAIM**

The ornamental design for a TV receiver, as shown and
described.

(52) **U.S. Cl.**

USPC **D14/126**

DESCRIPTION

(58) **Field of Classification Search**

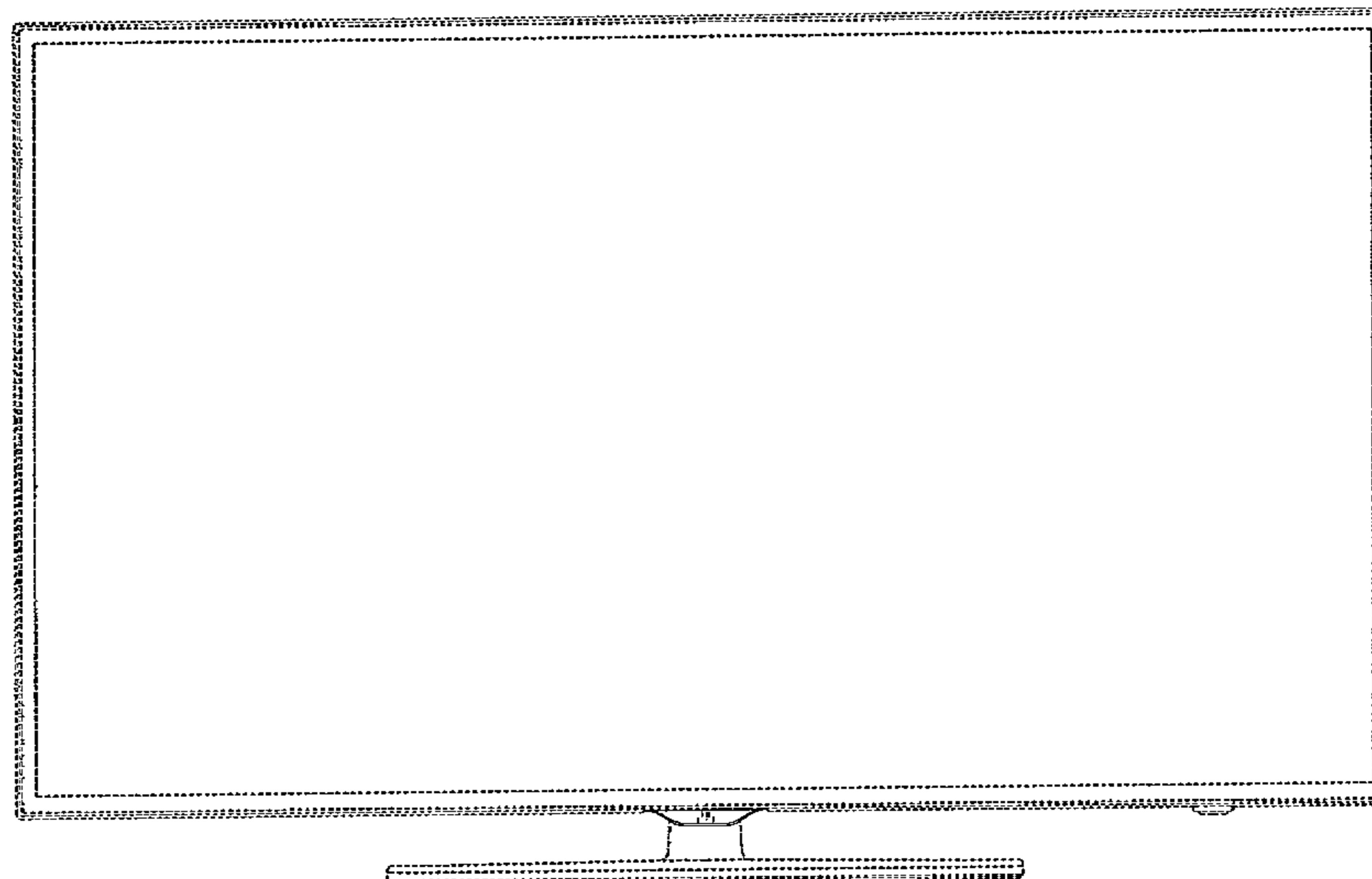
USPC D14/125–134, 239, 371, 136, 374–377,
D14/440, 450, 448, 336, 342, 159; 312/7.2;
348/836, 838, 180, 184, 325, 739;
341/12; 248/917–924, 465; 345/104,
345/133, 156, 168, 87, 173; 720/605, 669,
720/600, 655; 369/99, 197; D21/329, 515,
D21/577, 622, 333, 433, 448, 452, 450, 331,
D21/505; D6/477, 479, 300; 273/148 B;
446/484, 175, 356; D10/15, 26

FIG. 1 is a top front perspective view of a TV receiver show-
ing my new design;
FIG. 2 is a front view thereof;
FIG. 3 is a rear view thereof;
FIG. 4 is a left side view thereof;
FIG. 5 is a right side view thereof;
FIG. 6 is a top view thereof; and
FIG. 7 is a bottom view thereof.

The broken lines illustrating portions of the TV receiver are
for environmental purposes only and form no part of the
claimed design.

See application file for complete search history.

1 Claim, 4 Drawing Sheets



(56)

References Cited

U.S. PATENT DOCUMENTS

D606,954 S	*	12/2009	Yamaguchi	D14/128
D608,314 S		1/2010	Boo et al.		
D614,596 S		4/2010	Won et al.		
D615,511 S		5/2010	Shin et al.		
D619,979 S	*	7/2010	Lee et al.	D14/126
D625,278 S		10/2010	Kim et al.		
D637,167 S	*	5/2011	Tsai et al.	D14/126
D655,264 S		3/2012	Lee et al.		
D655,265 S		3/2012	Ann et al.		
D656,117 S		3/2012	Won et al.		
D656,472 S	*	3/2012	Iida et al.	D14/126
D657,326 S		4/2012	Kim et al.		
D657,792 S	*	4/2012	Lee et al.	D14/374
D658,613 S		5/2012	Lee et al.		
D669,872 S		10/2012	Yagi		
D670,667 S	*	11/2012	Wang et al.	D14/126
D679,671 S	*	4/2013	Fujii et al.	D14/126
D680,509 S	*	4/2013	Hwangbo et al.	D14/126

OTHER PUBLICATIONS

U.S. Appl. No. 29/373,618, Applicant: Ji-Gwang Kim, et al., filed May 3, 2011 entitled Television Receiver.

U.S. Appl. No. 29/422,973, Applicant: Jae-Hyung Kim, et al., filed May 25, 2012 entitled TV Receiver.
 U.S. Appl. No. 29/422,068, Applicant: Dong-Hee Won, et al., filed May 16, 2012 entitled TV Receiver.
 U.S. Appl. No. 29/426,847, Applicant: Ok-Keun Lee, et al., filed Jul. 11, 2012 entitled TV Receiver.
 U.S. Appl. No. 29/426,436, Applicant: Hee-Bong Kim, et al., filed Jul. 5, 2012 entitled TV Receiver.
 U.S. Appl. No. 29/426,425, Applicant: Bong-Kun Shin, et al., filed Jul. 5, 2012 entitled TV Receiver.
 U.S. Appl. No. 29/426,391, Applicant: Chae-Joo Son, et al., filed Jul. 5, 2012 entitled TV Receiver.
 U.S. Appl. No. 29/426,411, Applicant: Eui-Seok Kim, et al., filed Jul. 5, 2012 entitled TV Receiver.
 U.S. Appl. No. 29/426,408, Applicant: Ok-Keun Lee, et al., filed Jul. 5, 2012 entitled TV Receiver.
 U.S. Appl. No. 29/425,122, Applicant: Sang-Young Lee, et al., filed Jun. 20, 2012 entitled TV Receiver.
 U.S. Appl. No. 29/418,227, Applicant: Soo-Jung Lee, et al., filed Apr. 13, 2012 entitled Control Button Arrangement for a TV Receiver.
 U.S. Appl. No. 29/418,384; Applicant: Chae-Joo Son, et al., filed Apr. 16, 2013 entitled Rim for a TV Receiver.

* cited by examiner

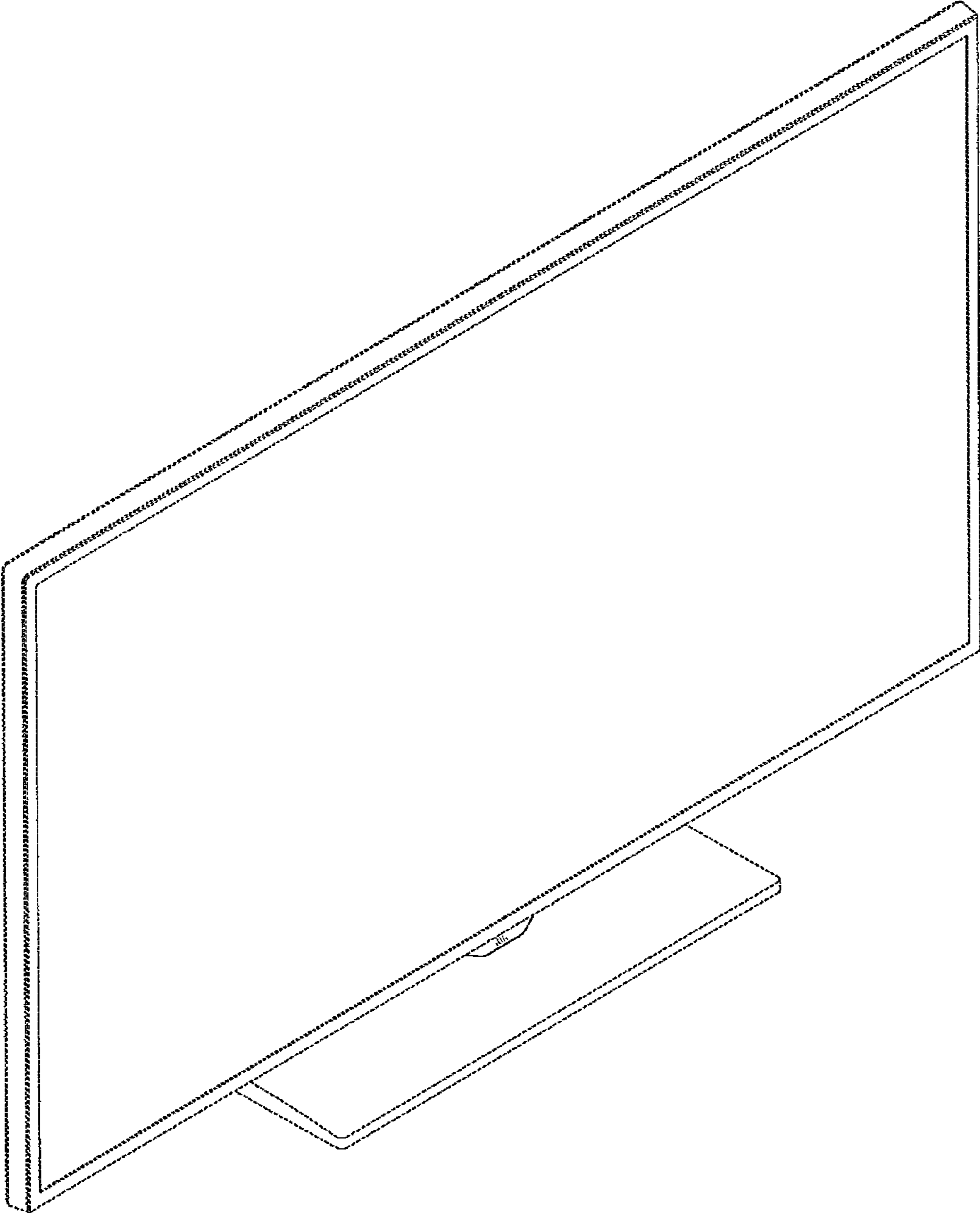


FIG.1

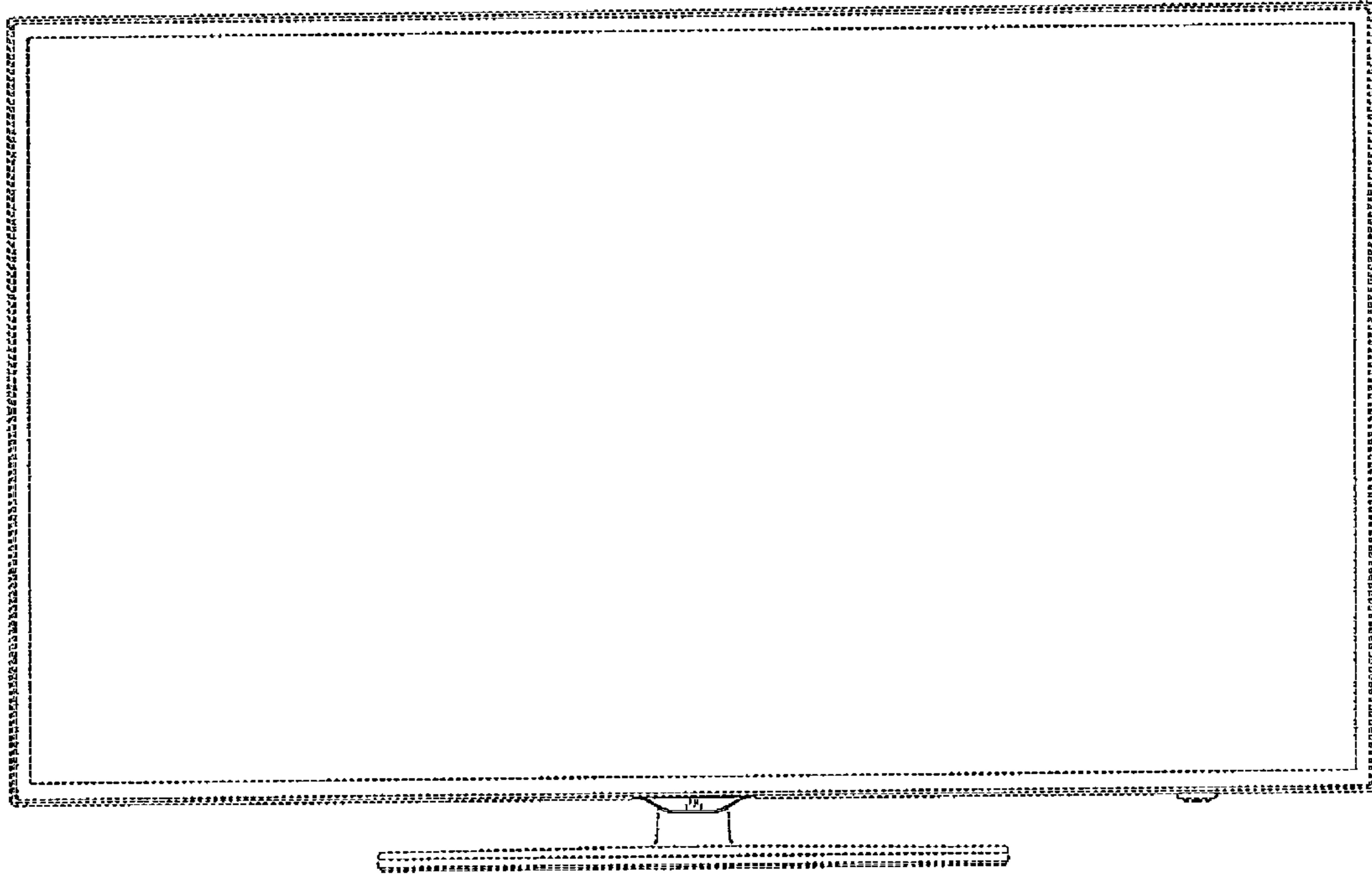


FIG. 2

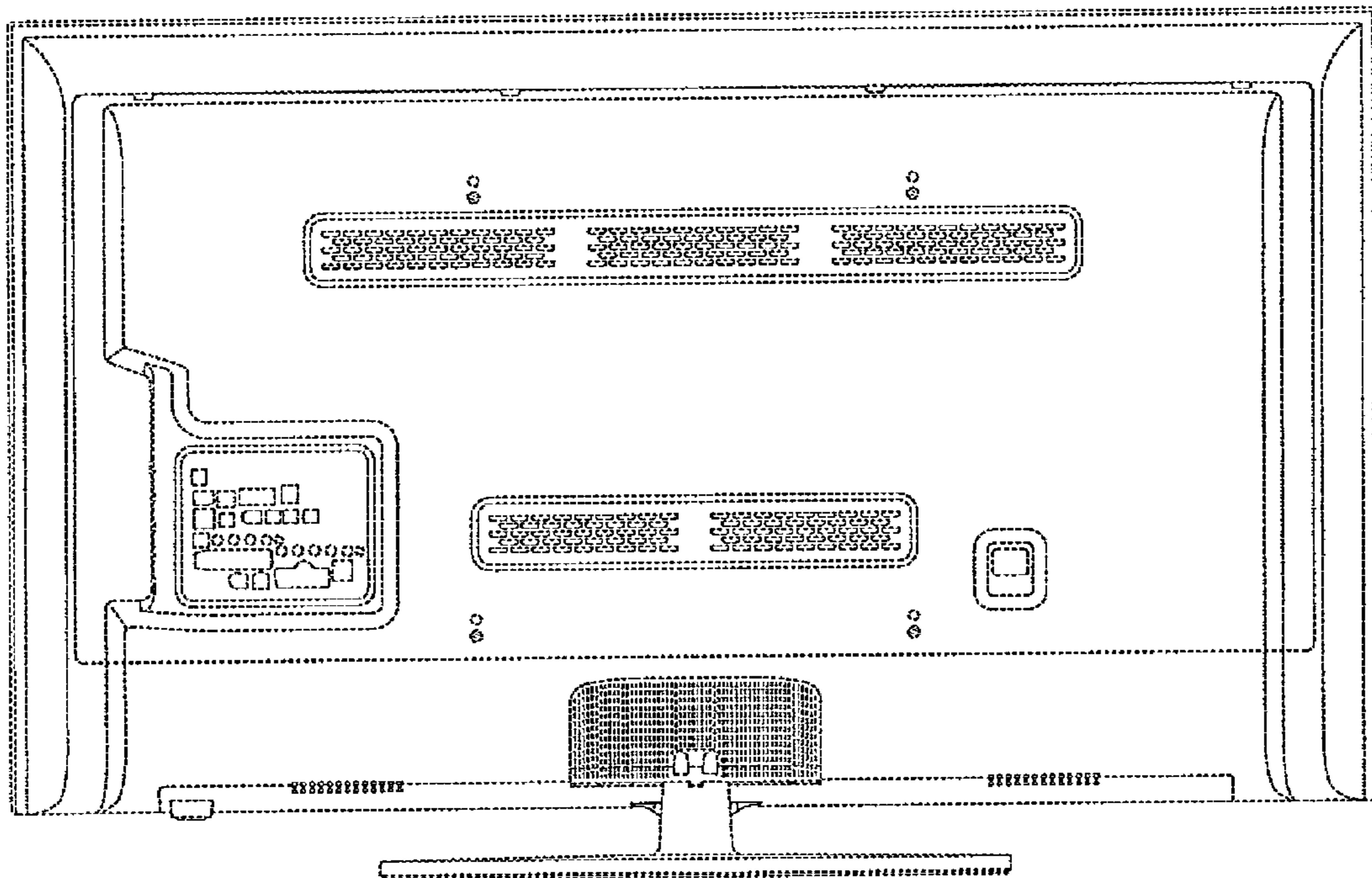


FIG. 3

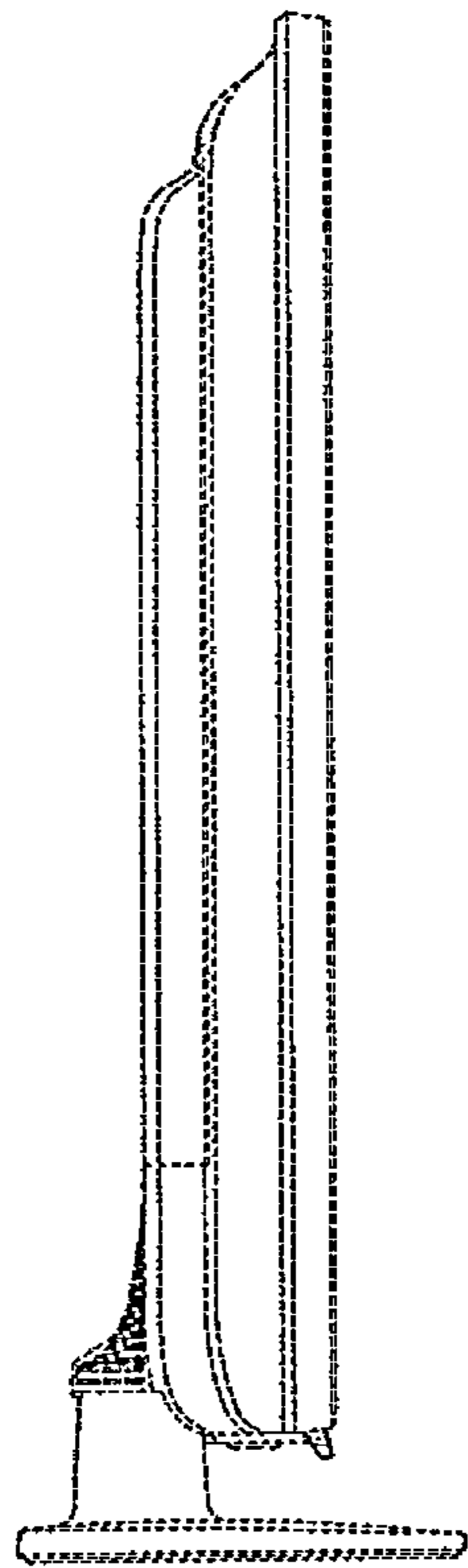


FIG.4

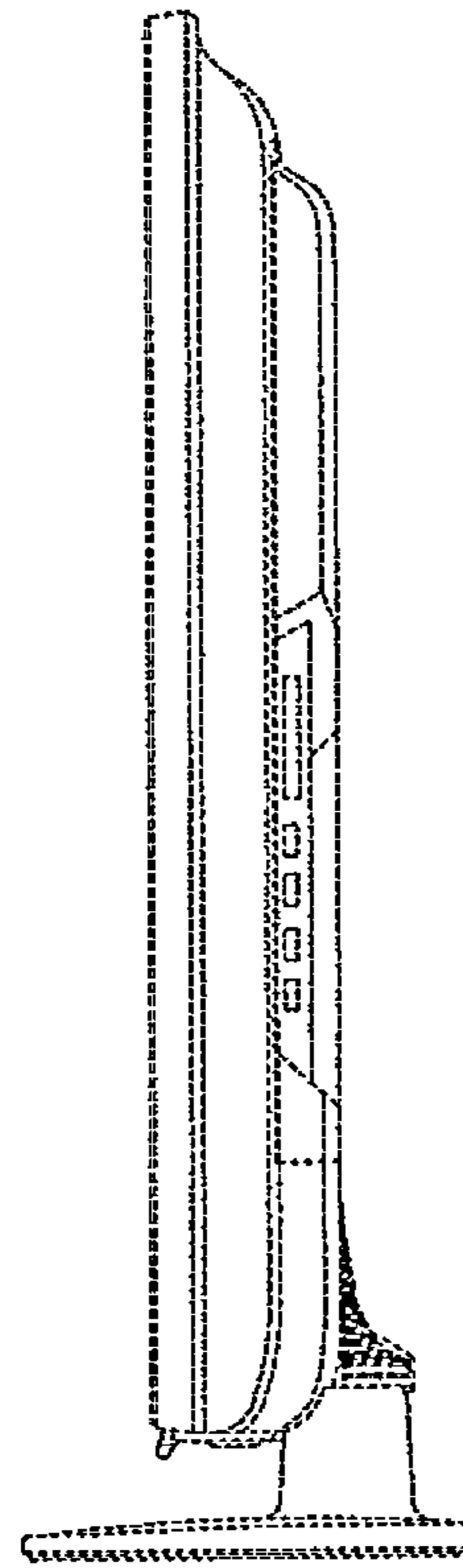


FIG.5




FIG. 6




FIG. 7