



US00D697859S

(12) **United States Design Patent**
Borkert

(10) **Patent No.:** **US D697,859 S**
(45) **Date of Patent:** **** Jan. 21, 2014**

(54) **WHEEL FOR MOTOR VEHICLE**

(75) Inventor: **Mitja Borkert**, Stuttgart (DE)

(73) Assignee: **Dr. Ing. h.c. F. Porsche**
Aktiengesellschaft, Stuttgart (DE)

(**) Term: **14 Years**

(21) Appl. No.: **29/414,007**

(22) Filed: **Feb. 23, 2012**

(30) **Foreign Application Priority Data**

Aug. 25, 2011 (DE) 402011006148

(51) **LOC (10) Cl.** **12-16**

(52) **U.S. Cl.**
USPC **D12/211**

(58) **Field of Classification Search**
USPC D12/204-213; 301/37.101, 64.101, 65,
301/64.201

See application file for complete search history.

(56) **References Cited**

U.S. PATENT DOCUMENTS

D392,611 S *	3/1998	Echazabal et al.	D12/211
D447,993 S *	9/2001	Neeper	D12/211
D456,333 S *	4/2002	Pollmann	D12/211
D466,854 S *	12/2002	Kern	D12/211
D494,917 S *	8/2004	Pollmann	D12/211

D506,719 S *	6/2005	Chen	D12/211
D513,727 S *	1/2006	Gallert	D12/211
D535,241 S *	1/2007	Kim	D12/211
D546,265 S *	7/2007	Young	D12/211
D566,642 S *	4/2008	Scheu	D12/211
D570,760 S *	6/2008	Hieke	D12/211
D617,716 S *	6/2010	Lamm et al.	D12/211
D618,607 S *	6/2010	Hilpert	D12/211
D643,795 S *	8/2011	Nissl	D12/211
D649,499 S *	11/2011	Krisch	D12/209
D663,249 S *	7/2012	Zhang	D12/211
D671,472 S *	11/2012	Pollmann	D12/209
D683,294 S *	5/2013	Pollmann	D12/209

OTHER PUBLICATIONS

U.S. Appl. No. 29/400,667, filed Aug. 31, 2012.
U.S. Appl. No. 29/410,922, filed Jan. 13, 2012.
U.S. Appl. No. 29/410,923, filed Jan. 13, 2012.

* cited by examiner

Primary Examiner — Stacia Cadmus

(74) *Attorney, Agent, or Firm* — RatnerPrestia

(57) **CLAIM**

The ornamental design for a wheel for a motor vehicle, as shown and described.

DESCRIPTION

FIG. 1 is a perspective view of a wheel for a motor vehicle; FIG. 2 is a front elevation view of the wheel; and, FIG. 3 is a side elevation view of the wheel.

1 Claim, 2 Drawing Sheets







Figure 1




Figure 2




Figure 3