



US00D697850S

(12) **United States Design Patent**
Waugh et al.

(10) **Patent No.:** **US D697,850 S**
(45) **Date of Patent:** **** Jan. 21, 2014**

(54) **VEHICLE DASHBOARD**

(71) Applicant: **Vehicle Development Corporation Pty Ltd**, Coolaroo (AU)

(72) Inventors: **Daren Trevor Waugh**, Kingsville (AU); **Warwick John Drenth**, Heathcote Junction (AU); **Scott Owen**, Fenton, MI (US)

(73) Assignee: **Vehicle Development Corporation Pty Ltd**, Victoria (AU)

(**) Term: **14 Years**

(21) Appl. No.: **29/444,321**

(22) Filed: **Jan. 29, 2013**

(51) **LOC (10) Cl.** **12-16**

(52) **U.S. Cl.**
USPC **D12/192**

(58) **Field of Classification Search**
USPC D12/192, 415, 110, 114; 180/90;
280/750-752; 296/190.01-190.09,
296/191, 70; D15/17, 28; D10/46, 98,
D10/102-103, 122-127

See application file for complete search history.

(56) **References Cited**

U.S. PATENT DOCUMENTS

D449,263	S	*	10/2001	Yamazaki et al.	D12/192
D469,391	S	*	1/2003	Pfeiffer et al.	D12/192
D470,809	S	*	2/2003	Asahi et al.	D12/192
D489,301	S	*	5/2004	Okonkwo	D12/192
D501,811	S	*	2/2005	Fukuda et al.	D12/192
D519,894	S	*	5/2006	Asahi et al.	D12/192
D533,492	S	*	12/2006	Maezono et al.	D12/192
D534,357	S	*	1/2007	Davis	D5/47
D539,714	S	*	4/2007	Toyama et al.	D12/192
D563,299	S	*	3/2008	Mizuhata et al.	D12/192
D569,317	S	*	5/2008	Schowalter	D12/192

(Continued)

Primary Examiner — Katrina A Betton

(74) *Attorney, Agent, or Firm* — Allen, Dyer, Doppelt, Milbrath & Gilchrist, P.A.

(57) **CLAIM**

We claim the ornamental design for a vehicle dashboard, as shown and described in the accompanying figures.

DESCRIPTION

FIG. 1 is a perspective view of the vehicle dashboard according to the present invention with broken lines being for illustrative purposes only and forming no part of the claimed design;

FIG. 2 is a back side elevation view of the vehicle dashboard of FIG. 1 with broken lines being for illustrative purposes only and forming no part of the claimed design;

FIG. 3 is a front side elevation view of the vehicle dashboard of FIG. 1 with broken lines being for illustrative purposes only and forming no part of the claimed design;

FIG. 4 is a right side elevation view of the vehicle dashboard of FIG. 1 with broken lines being for illustrative purposes only and forming no part of the claimed design;

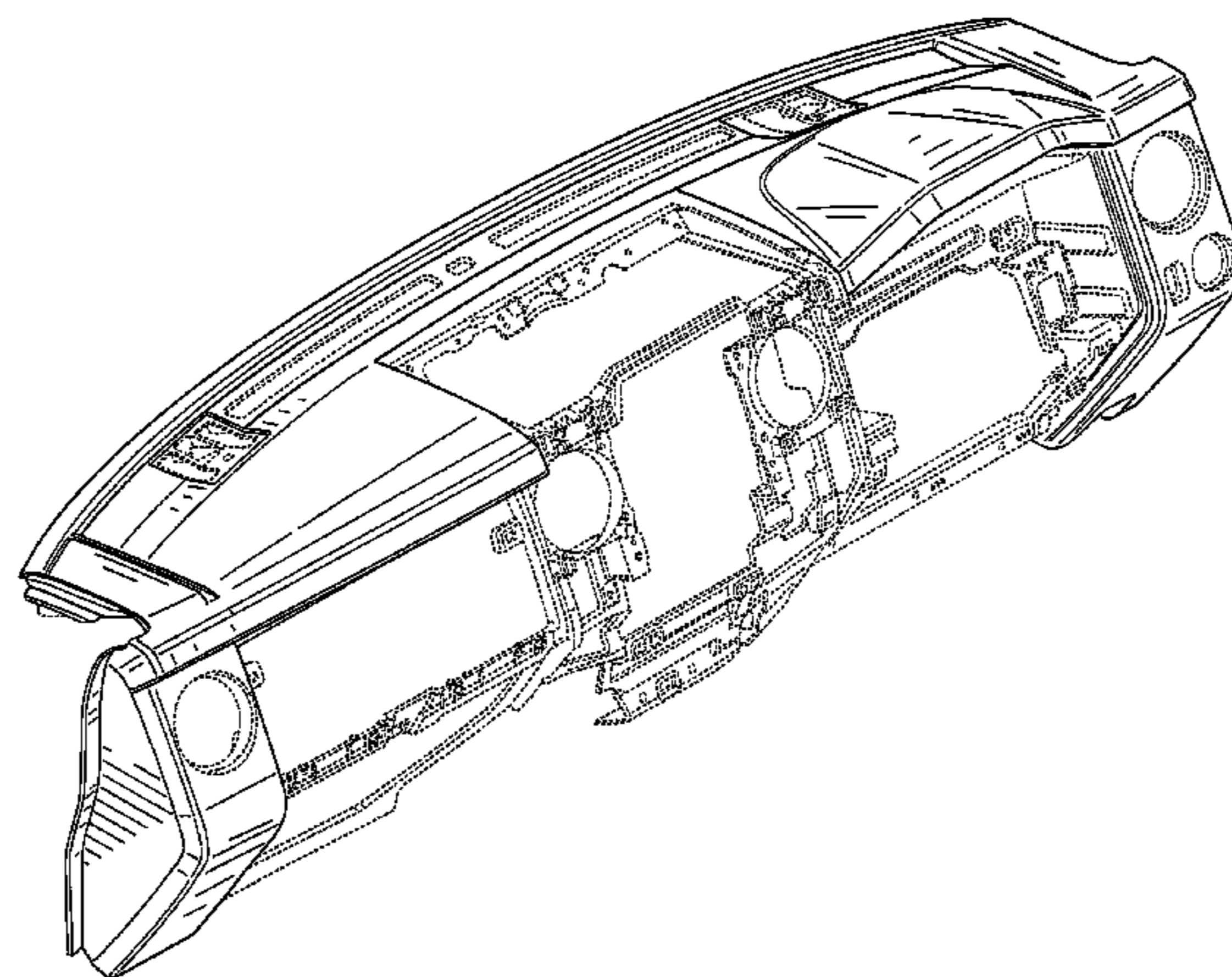
FIG. 5 is a left side elevation view of the vehicle dashboard of FIG. 1 with broken lines being for illustrative purposes only and forming no part of the claimed design;

FIG. 6 is a top side elevation view of the vehicle dashboard of FIG. 1 with broken lines being for illustrative purposes only and forming no part of the claimed design; and,

FIG. 7 is a bottom side elevation view of the vehicle dashboard of FIG. 1 with broken lines being for illustrative purposes only and forming no part of the claimed design.

The vehicle dashboard is styled independently of adjacent fittings or panels. Any feature lines are intended to illustrate the crest and valley of the features and are not necessarily sharp bends in the vehicle dashboard. Any shading used is intended to illustrate the curvature of the vehicle dashboard and not the color. Any areas illustrated by broken lines are for illustrative purposes only and form no part of the claimed design. Any functional features of the dashboard are not claimed. The views in the illustrations are projections rendered from computer aided design data. The various views are not necessarily to scale in order to better illustrate the design.

1 Claim, 6 Drawing Sheets



US D697,850 S

Page 2

(56)

References Cited

U.S. PATENT DOCUMENTS

D577,642 S *	9/2008	Kitajima et al.	D12/192	D622,195 S *	8/2010	Lester	D12/192
D596,096 S *	7/2009	Mori	D12/192	D637,540 S *	5/2011	Ali et al.	D12/192
D598,353 S *	8/2009	Dai et al.	D12/192	D642,505 S *	8/2011	Nakajima et al.	D12/192
				D658,554 S *	5/2012	Tasaki et al.	D12/192
				2009/0008956 A1 *	1/2009	Scheib et al.	296/70

* cited by examiner

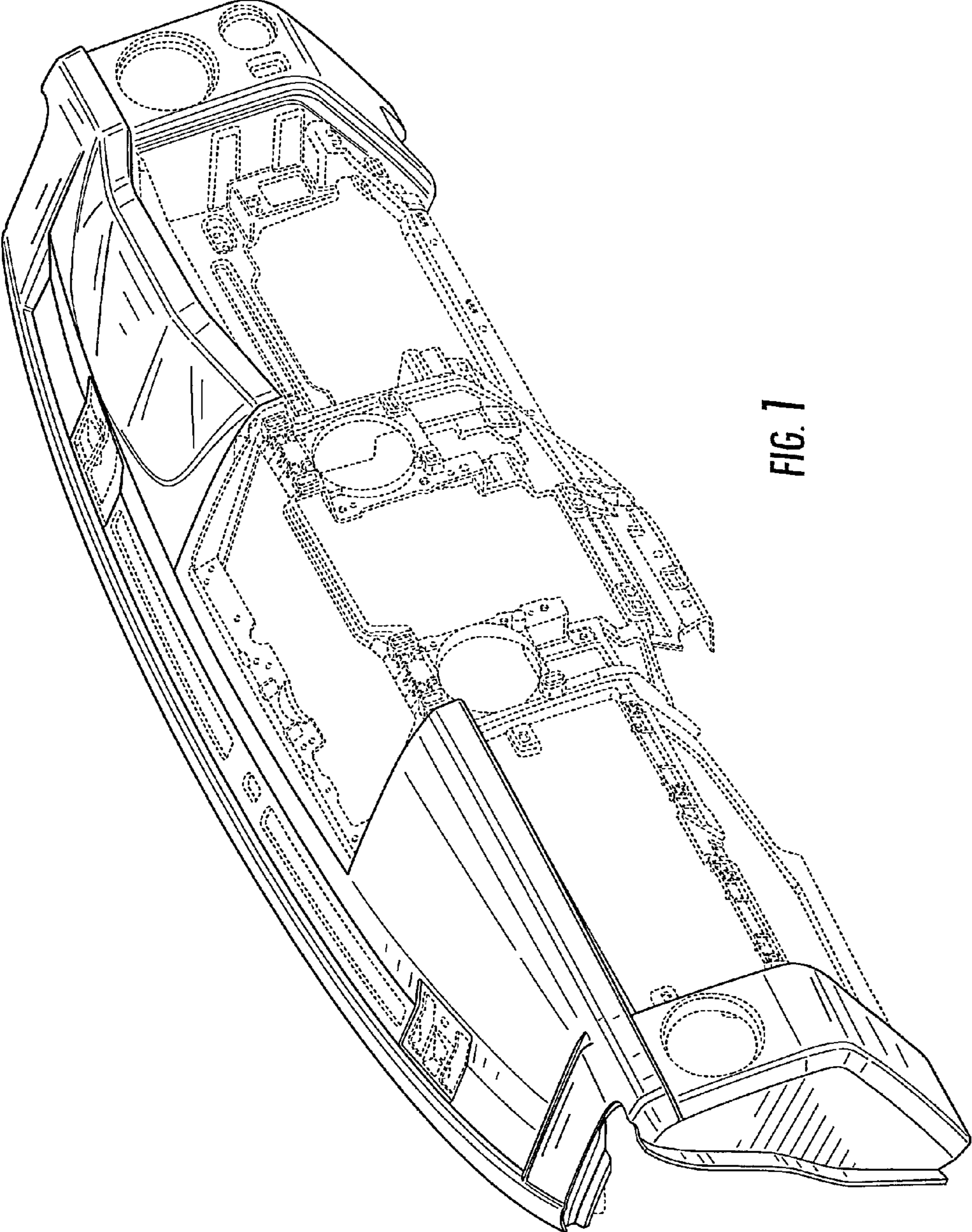


FIG. 1

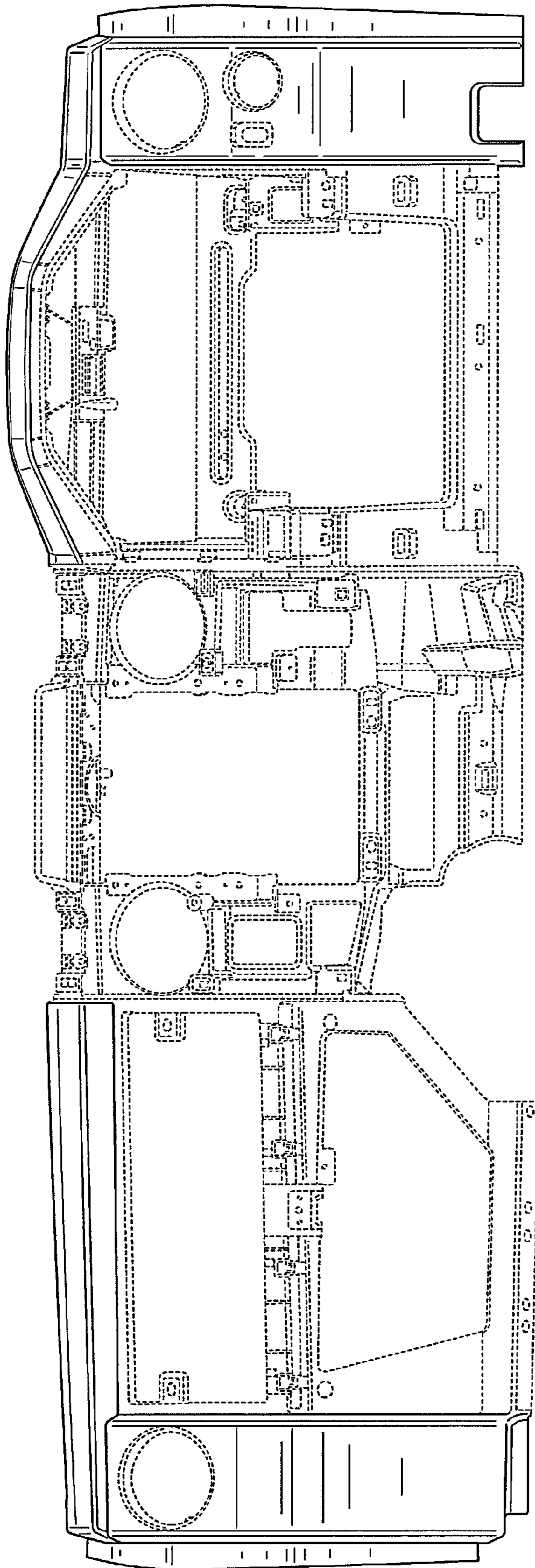


FIG. 2

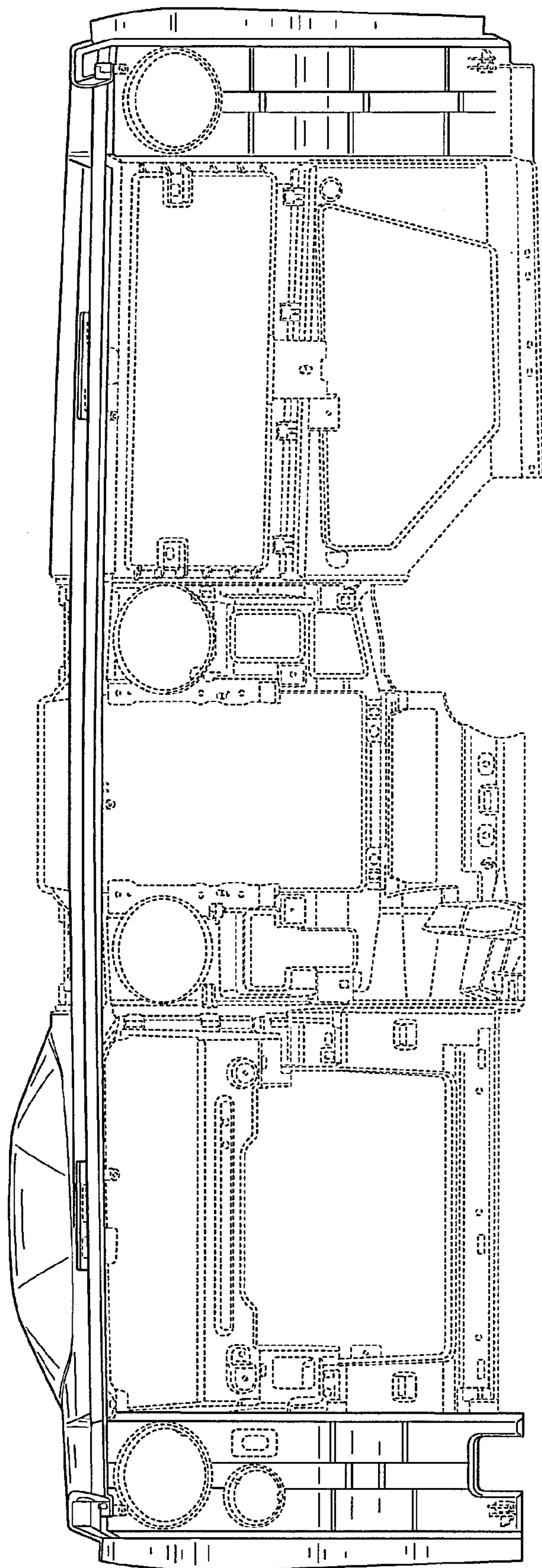


FIG. 3

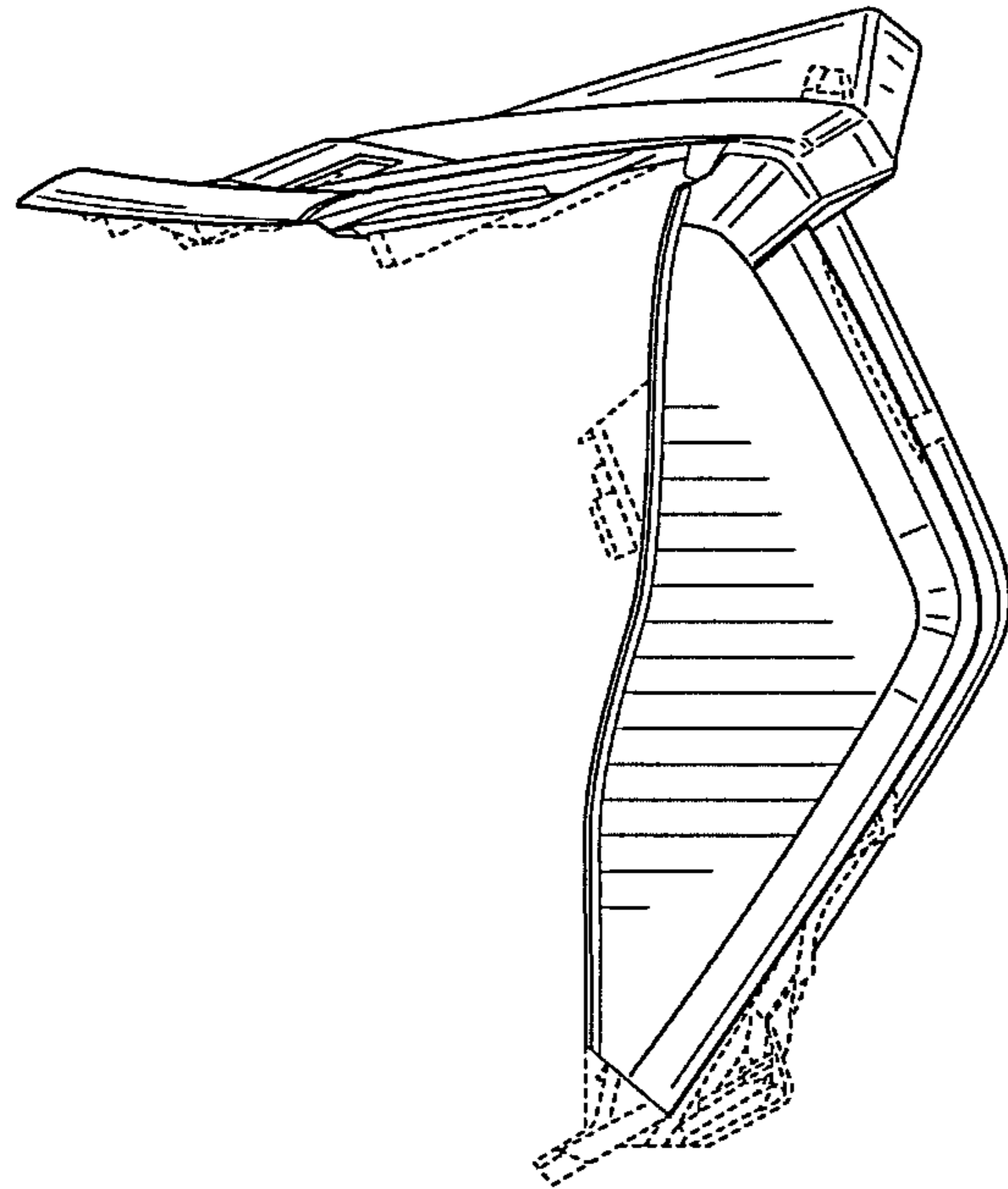


FIG. 4

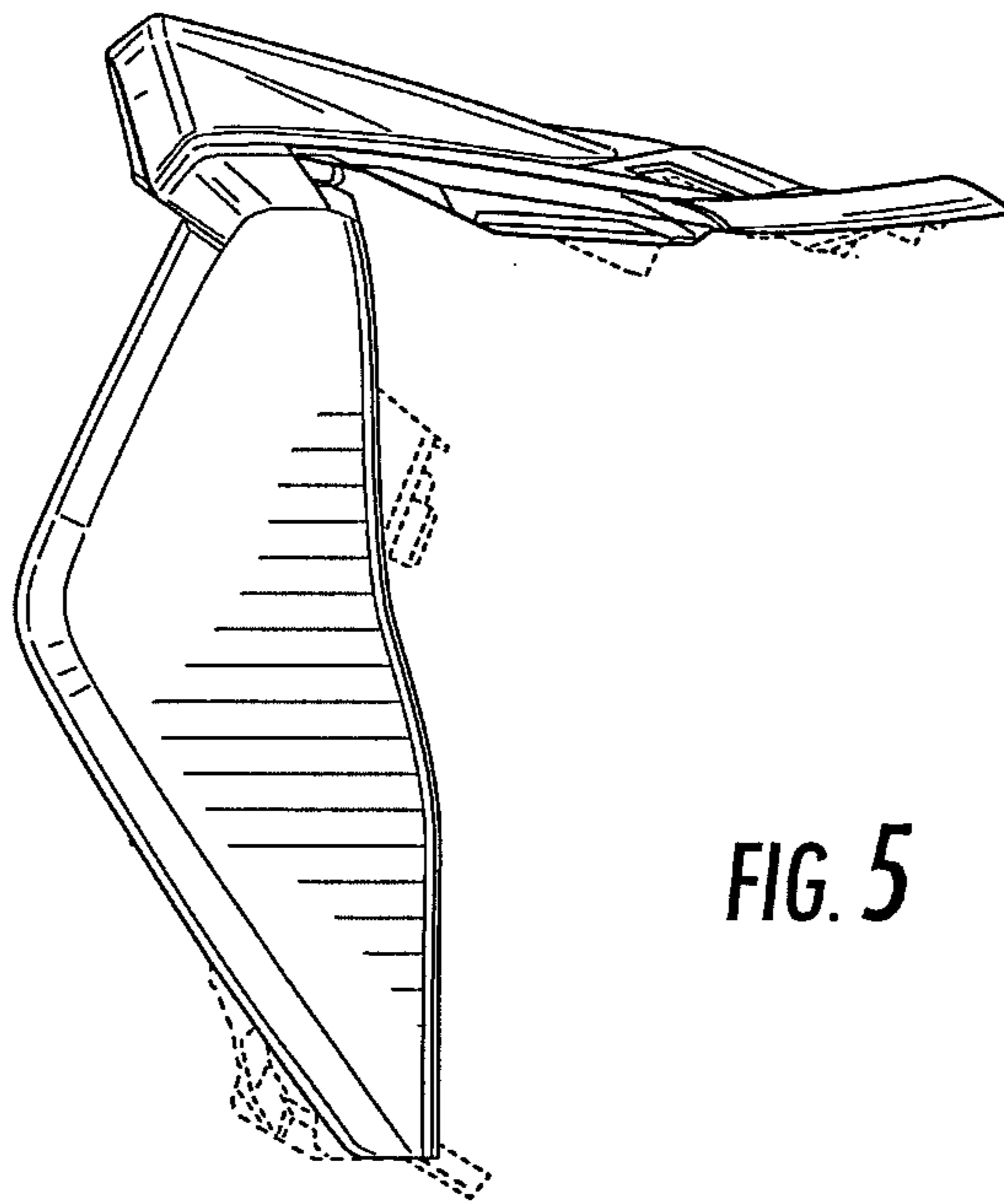


FIG. 5

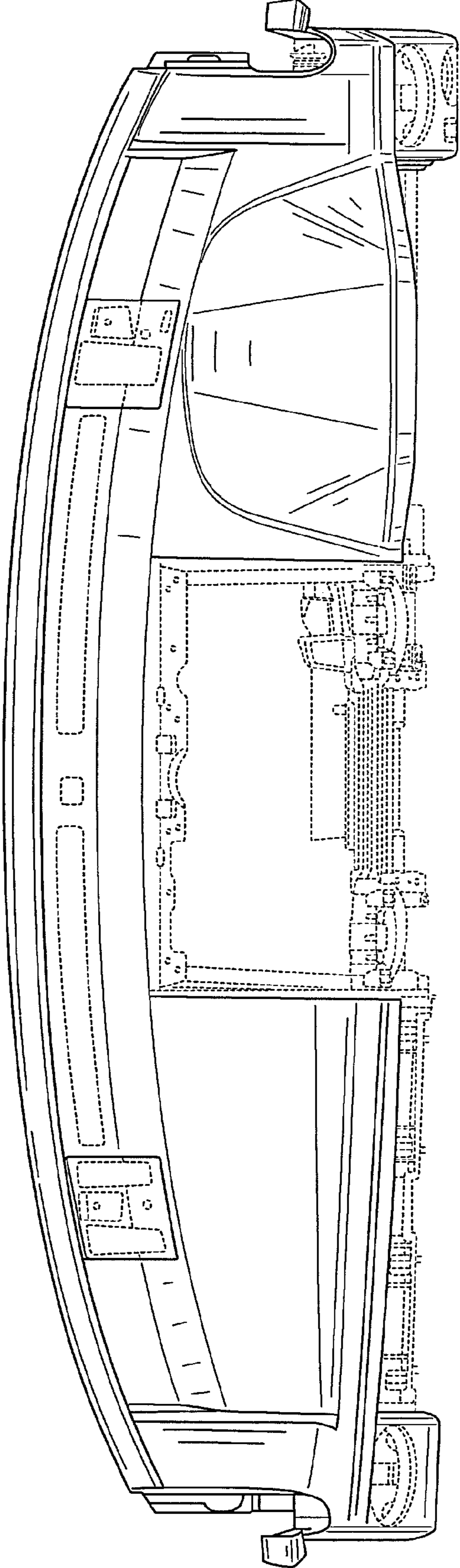


FIG. 6

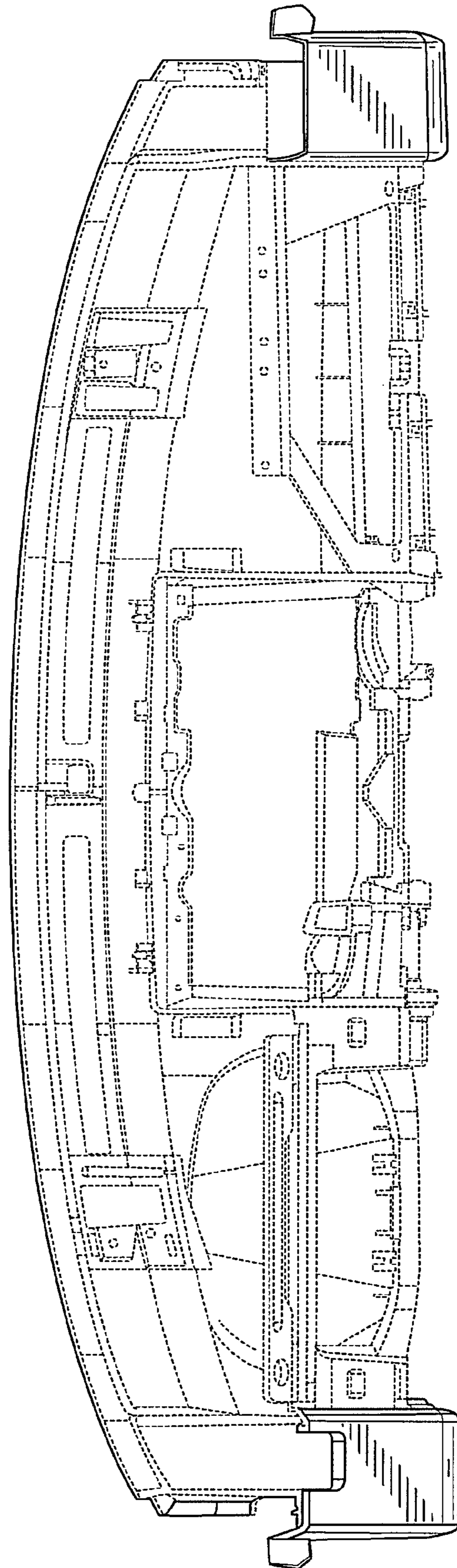


FIG. 7