

US00D697846S

(12) **United States Design Patent**
Conway et al.

(10) **Patent No.:** **US D697,846 S**
(45) **Date of Patent:** **** Jan. 21, 2014**

(54) **QUARTER FENDER**

FOREIGN PATENT DOCUMENTS

(71) Applicants: **Scott M. Conway**, Flower Mound, TX (US); **David Leetz**, Denton, TX (US); **Peter S. Arrigoni**, Seattle, WA (US)

EP 1564115 A2 * 8/2005 B62D 25/16
JP 2007223397 A * 9/2007 B62D 25/18
JP 2008296819 A * 12/2008 B62D 25/16

(72) Inventors: **Scott M. Conway**, Flower Mound, TX (US); **David Leetz**, Denton, TX (US); **Peter S. Arrigoni**, Seattle, WA (US)

OTHER PUBLICATIONS

TRP chrome plated and stainless steel accessories. Jan. 25, 2012 [online], [retrieved on Sep. 11, 2013]. Retrieved from the Internet <URL: <http://www.overdriveonline.com/trucking-gear/trp-chrome-plated-and-stainless-steel-accessories/>>.*

(73) Assignee: **PACCAR Inc**, Bellevue, WA (US)

(Continued)

(**) Term: **14 Years**

Primary Examiner — Philip S Hyder

(21) Appl. No.: **29/447,251**

Assistant Examiner — Darlington Ly

(22) Filed: **Mar. 1, 2013**

(74) *Attorney, Agent, or Firm* — Christensen O'Connor Johnson Kindness PLLC

(51) **LOC (10) Cl.** **D12-16**

(52) **U.S. Cl.**
USPC **D12/184**; D12/196

(57) **CLAIM**

(58) **Field of Classification Search**
USPC D12/68, 101, 102, 106, 181, 184, 190, D12/191, 196; 280/414.1, 414.2, 414.3, 280/727, 770, 847, 848, 849; 296/91, 296/180.1–180.5; 180/903; D15/11, 17, 28; D21/561, 562

The ornamental design for a quarter fender, as shown and described.

See application file for complete search history.

DESCRIPTION

(56) **References Cited**

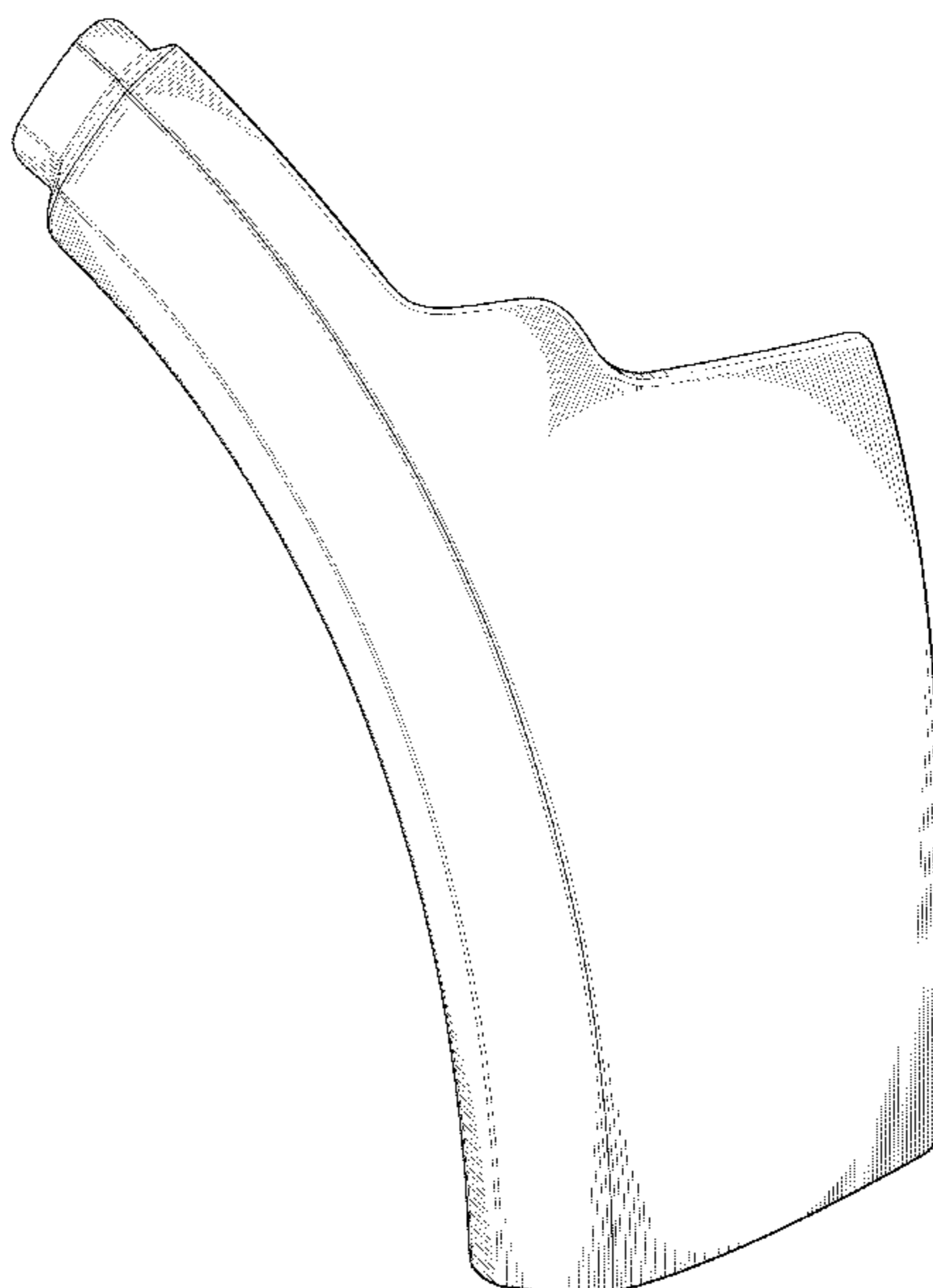
U.S. PATENT DOCUMENTS

4,706,980 A * 11/1987 Hawes et al. 280/154
4,735,428 A * 4/1988 Antekeier 280/154
4,740,003 A * 4/1988 Antekeier 280/848
D366,640 S * 1/1996 Tucker et al. D12/184
D382,844 S 8/1997 Norwood
D401,198 S 11/1998 Mueller
D412,689 S 8/1999 Onopa
D433,980 S 11/2000 Conway

FIG. 1 is a perspective view of a quarter fender according to our new design;
FIG. 2 is a top view of the quarter fender of FIG. 1;
FIG. 3 is a side view of the quarter fender taken from the left side of FIG. 1; and,
FIG. 4 is a front view of the quarter fender of FIG. 1.
The bottom and rear of the quarter fender is unornamented. FIGS. 1-4 illustrate a first embodiment of our novel design suitable for use on the left side of a vehicle. Our novel design also includes a second embodiment suitable for use on the right side of a vehicle, which is mirror symmetrical to FIGS. 1-4 and therefore not separately illustrated.

(Continued)

1 Claim, 4 Drawing Sheets



(56)

References Cited

U.S. PATENT DOCUMENTS

D434,358 S * 11/2000 Conway et al. D12/196
 6,152,469 A * 11/2000 Gadowski 280/154
 D450,277 S 11/2001 Onopa
 D460,023 S 7/2002 Beigel
 D465,749 S 11/2002 Beigel
 D466,450 S 12/2002 Maher
 D482,993 S * 12/2003 Conway et al. D12/184
 D488,112 S 4/2004 Satou
 D490,749 S 6/2004 Satou
 D492,921 S 7/2004 Perfetti
 D494,900 S 8/2004 Satou
 D502,904 S 3/2005 Delashaw
 D504,642 S 5/2005 Perfetti
 D511,727 S 11/2005 Shaw
 D545,255 S * 6/2007 Angelo et al. D12/184
 D563,853 S * 3/2008 Rosen et al. D12/184
 D566,635 S * 4/2008 Rosen et al. D12/184
 D621,756 S * 8/2010 Angelo et al. D12/184
 D623,103 S 9/2010 Braga

7,874,592 B2 * 1/2011 Eklund et al. 280/854
 D643,352 S 8/2011 Hjorten
 D647,016 S * 10/2011 Medina et al. D12/181

OTHER PUBLICATIONS

“Class Pays,” Peterbilt Motors Company, Denton, Texas, Sep. 1997, 10•page brochure.
 “Class Pays,” Peterbilt Motors Company, Denton, Texas, Nov. 1998, 10•page brochure.
 “Class Pays, Medium Duty,” Peterbilt Motors Company, Denton, Texas, Sep. 2000, 12•page brochure.
 “Class Pays, Truck Models,” Peterbilt Motors Company, Denton, Texas, Mar. 2005, 24•page brochure.
 “Model 377A/E,” Peterbilt Motors Company, Denton, Texas, Jan. 1995, 6•page brochure.
 “Model 379,” Peterbilt Motors Company, Denton, Texas, Mar. 1996, 5•page brochure.
 “Model 385,” Peterbilt Motors Company, Denton, Texas, Oct. 1996, 5•page brochure.
 “Model 357, New Sloped Hood,” Peterbilt Motors Company, Denton, Texas, May 2002, 2•page brochure.

* cited by examiner

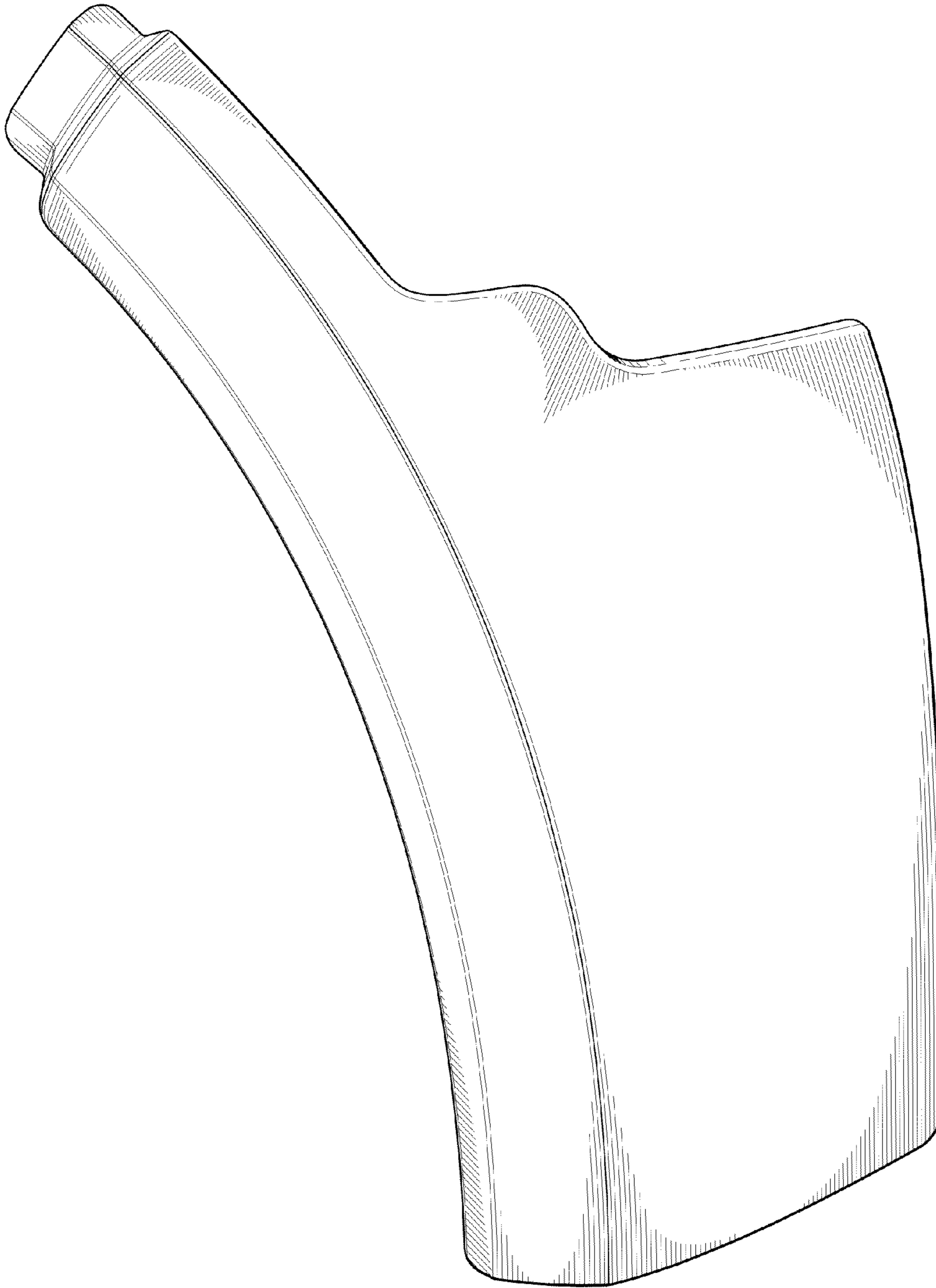


Fig. 1.

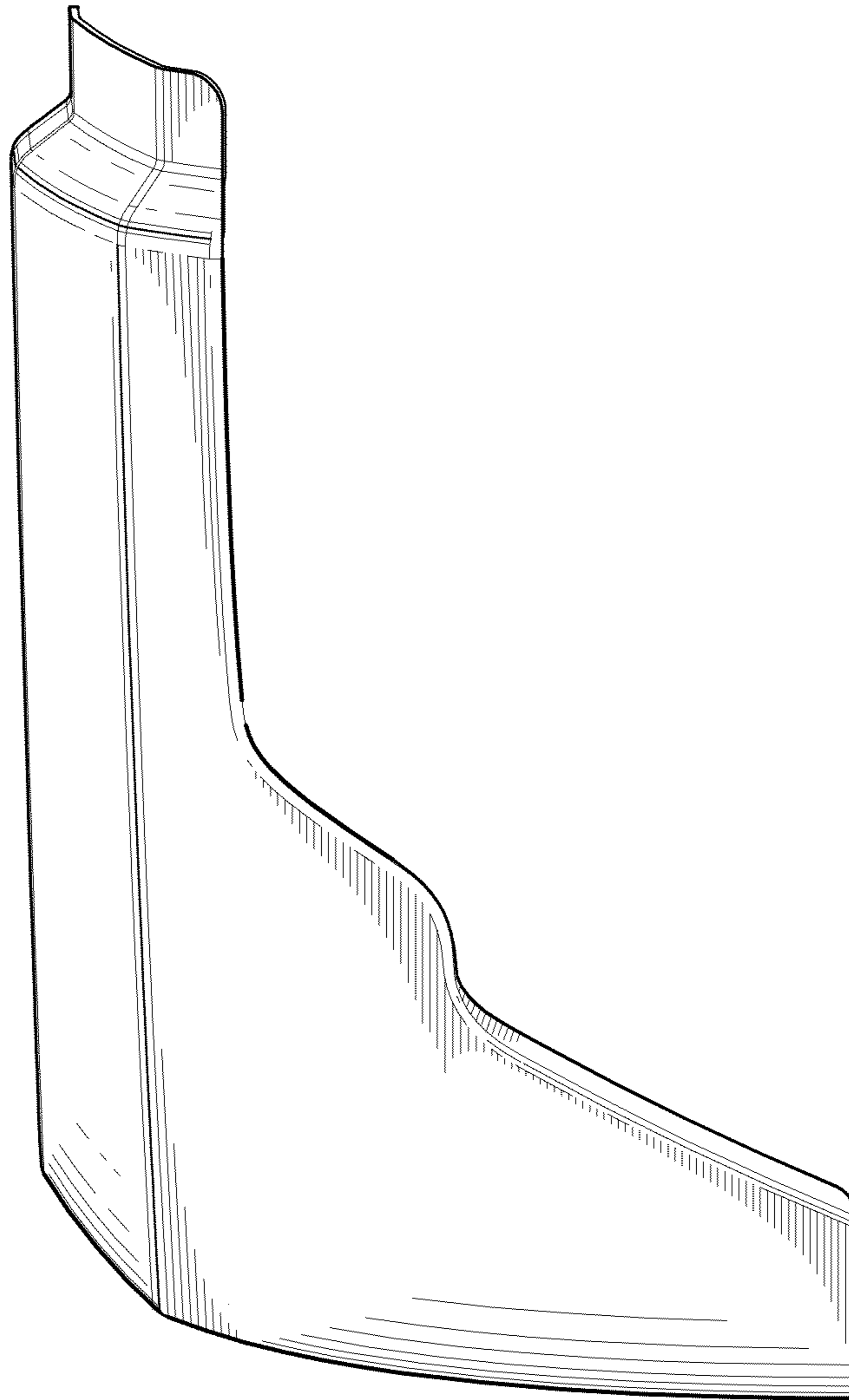


Fig. 2.

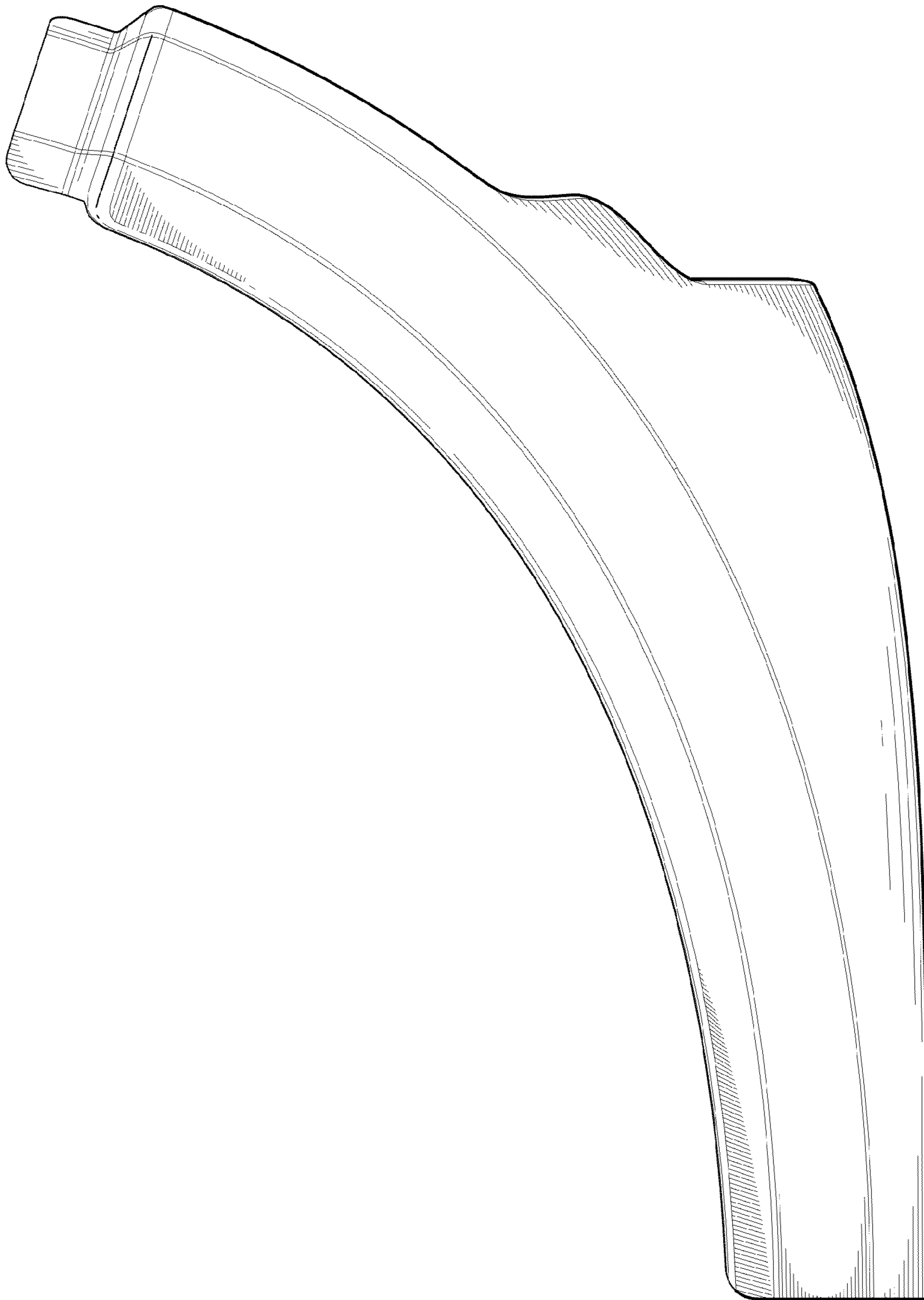


Fig. 3.




Fig. 4.