



US00D697808S

(12) **United States Design Patent**
Fleischhacker

(10) **Patent No.:** **US D697,808 S**
(45) **Date of Patent:** **** Jan. 21, 2014**

(54) **CONTAINER BODY PORTION**

(75) Inventor: **Kyle Fleischhacker**, Brownstown, MI (US)

(73) Assignee: **Plastipak Packaging, Inc.**, Plymouth, MI (US)

(**) Term: **14 Years**

(21) Appl. No.: **29/397,765**

(22) Filed: **Jul. 20, 2011**

(51) **LOC (10) Cl.** **09-01**

(52) **U.S. Cl.**
USPC **D9/516; D9/529; D9/541; D9/543;**
D9/564; D9/449

(58) **Field of Classification Search**
USPC **D9/516, 529, 541-543, 564, 569-570,**
D9/574-575, 446-447, 449-450; 215/379,
215/381-382, 384; 220/660, 662, 669
See application file for complete search history.

(56) **References Cited**

U.S. PATENT DOCUMENTS

D471,461 S *	3/2003	McGowan	D9/522
D485,170 S *	1/2004	Hay et al.	D9/529 X
D524,657 S *	7/2006	Harris et al.	D9/522
D528,922 S	9/2006	DeSico et al.		
D532,313 S *	11/2006	Stolle	D9/542
D553,503 S *	10/2007	Toh et al.	D9/530
D556,056 S *	11/2007	Thomas et al.	D9/542 X
D567,096 S *	4/2008	Toh	D9/574 X
D582,289 S	12/2008	Kissinger et al.		
D582,778 S	12/2008	Burson		
D594,340 S *	6/2009	Eilken et al.	D9/529
D599,212 S *	9/2009	DeSico et al.	D9/575 X
D599,213 S *	9/2009	DeSico et al.	D9/575 X
D600,130 S *	9/2009	Feen	D9/541
D600,561 S *	9/2009	Feen	D9/541
D619,461 S *	7/2010	Cummings et al.	D9/516

D619,462 S *	7/2010	Cummings et al.	D9/516
D622,596 S	8/2010	Miller et al.		
D622,599 S	8/2010	Caldwell		
D624,423 S	9/2010	Kissinger et al.		
D628,073 S	11/2010	Miller et al.		
D630,516 S	1/2011	Kissinger et al.		
D631,361 S *	1/2011	Kuzma et al.	D9/542
D635,859 S	4/2011	Kissinger et al.		
D643,732 S *	8/2011	Cummings et al.	D9/543
D643,738 S *	8/2011	Cummings et al.	D9/575 X
D645,757 S *	9/2011	Milhem et al.	D9/543
D650,284 S *	12/2011	Schriner et al.	D9/564 X
D650,687 S *	12/2011	Schriner et al.	D9/564 X
D664,855 S *	8/2012	Teitelbaum et al.	D9/529

(Continued)

Primary Examiner — Carol P Rademaker

(74) *Attorney, Agent, or Firm* — Mario A. Tabone; Plastipak Packaging, Inc.

(57) **CLAIM**

The ornamental design for a container body portion, as shown and described.

DESCRIPTION

FIG. 1 is a top, front, left side perspective view of a of a container body portion showing my new design;

FIG. 2 is a front elevational view thereof, shown at a reduced scale;

FIG. 3 is a rear elevational view thereof;

FIG. 4 is a left side elevational view thereof;

FIG. 5 is a right side elevational view thereof;

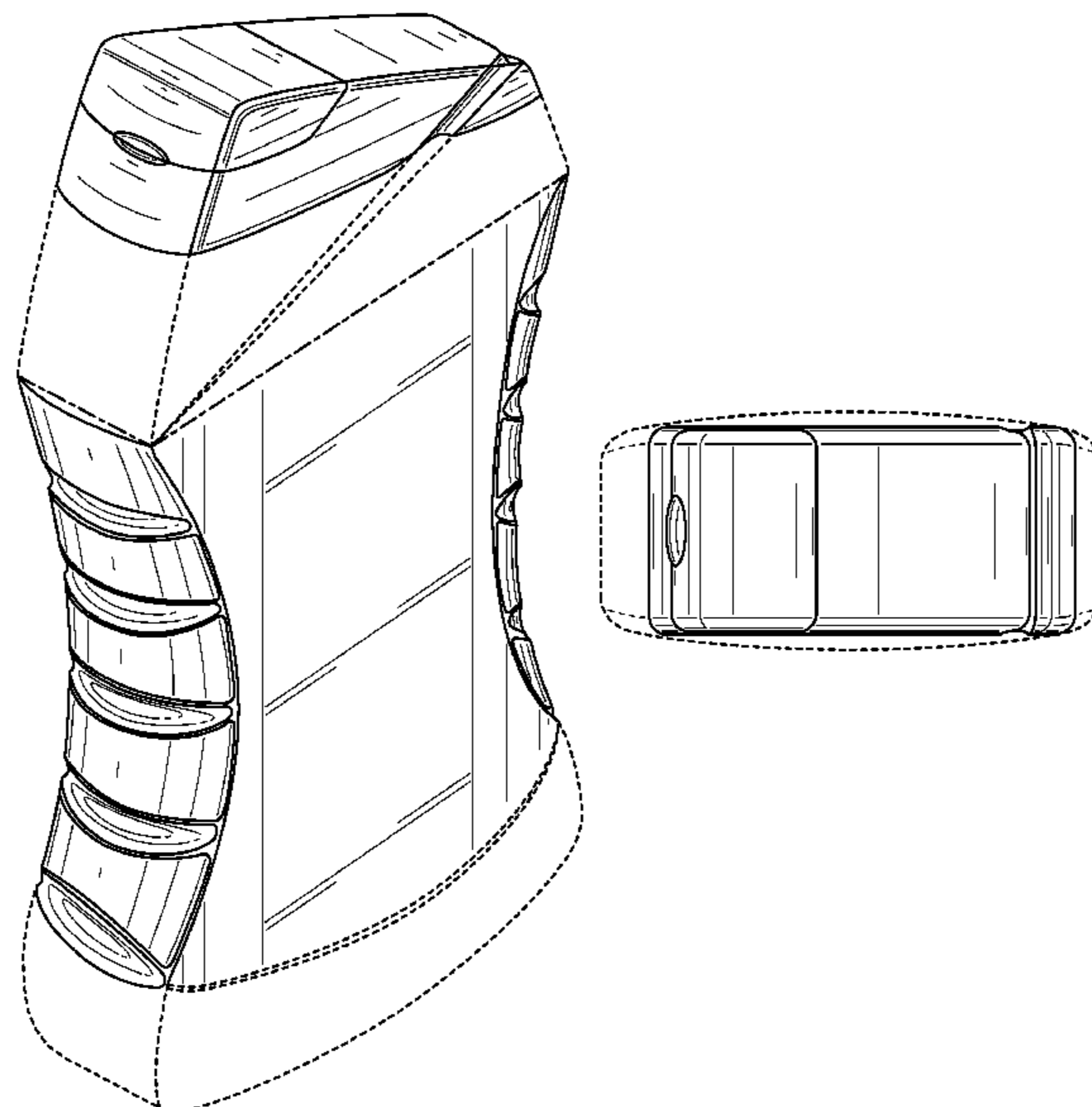
FIG. 6 is a top plan view thereof; and,

FIG. 7 is a bottom plan view thereof.

The dash-dash-dash-dash broken lines in the drawings are included for the purpose of illustrating environmental structure and form no part of the claimed design.

The dot-dash-dot-dash broken line shown in the drawings defines the boundary of the upper grip portion of claimed design.

1 Claim, 5 Drawing Sheets



US D697,808 S

Page 2

(56)

References Cited

U.S. PATENT DOCUMENTS

D666,104 S * 8/2012 Cummings et al. D9/543 * cited by examiner

D666,105 S * 8/2012 Cummings et al. D9/543
D671,414 S * 11/2012 Teitelbaum et al. D9/541
D676,754 S * 2/2013 Cummings et al. D9/543

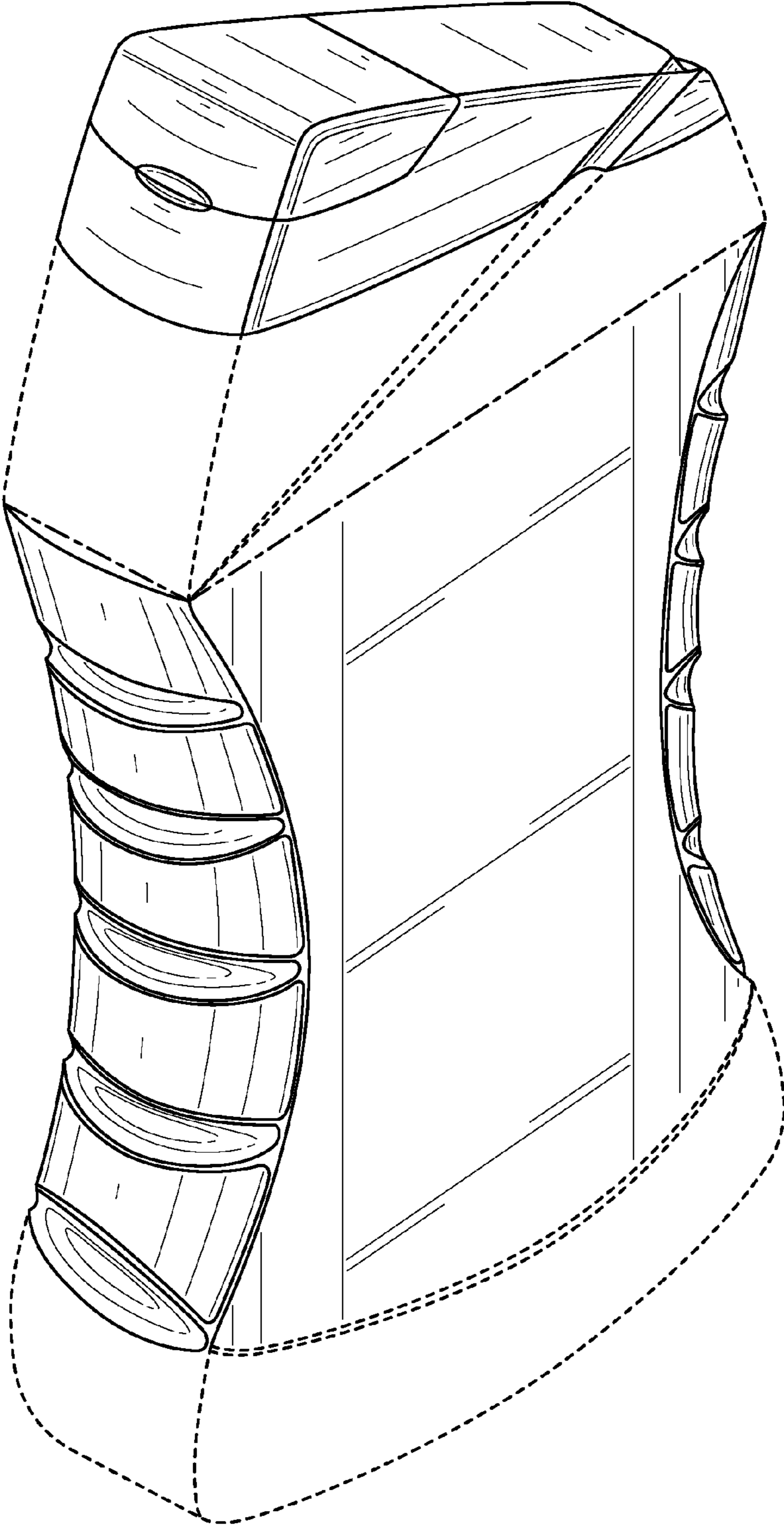


FIG. 1

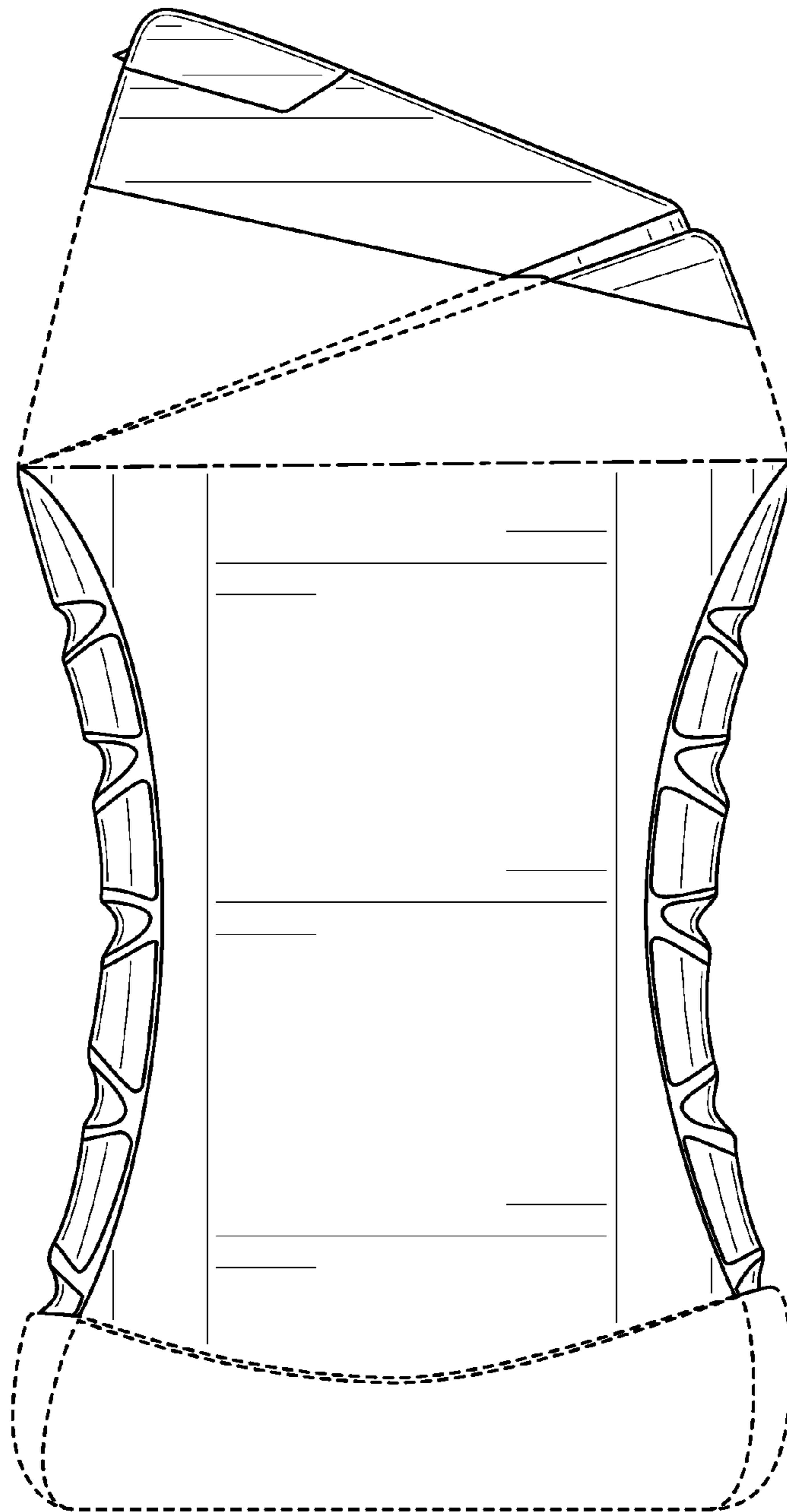


FIG. 2

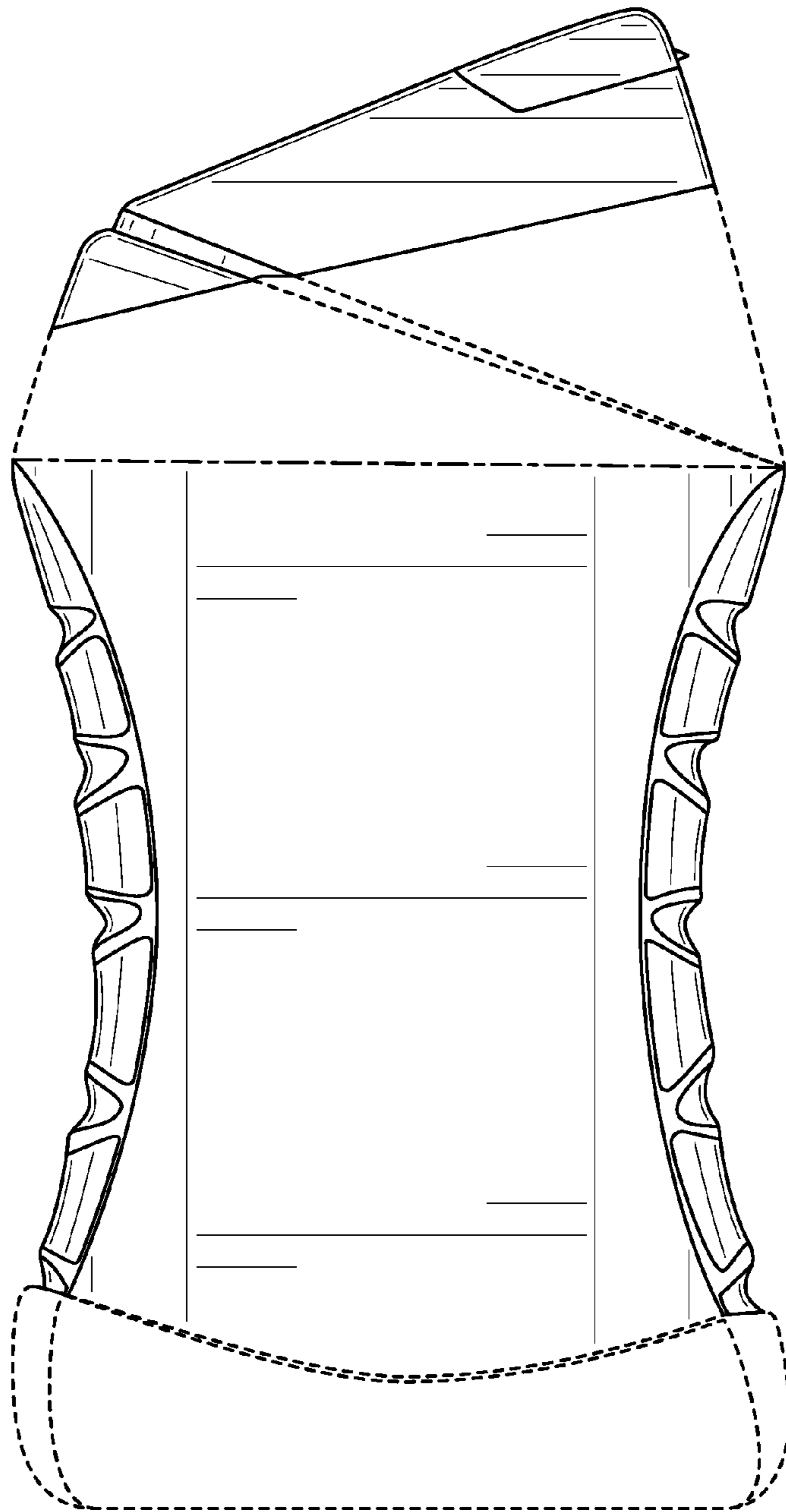


FIG. 3

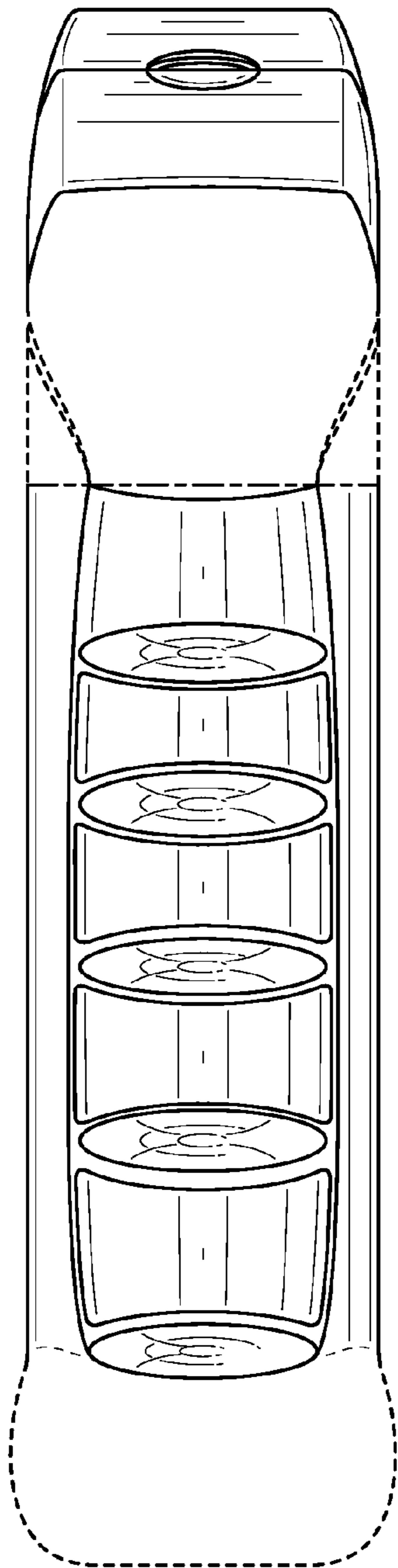


FIG. 4

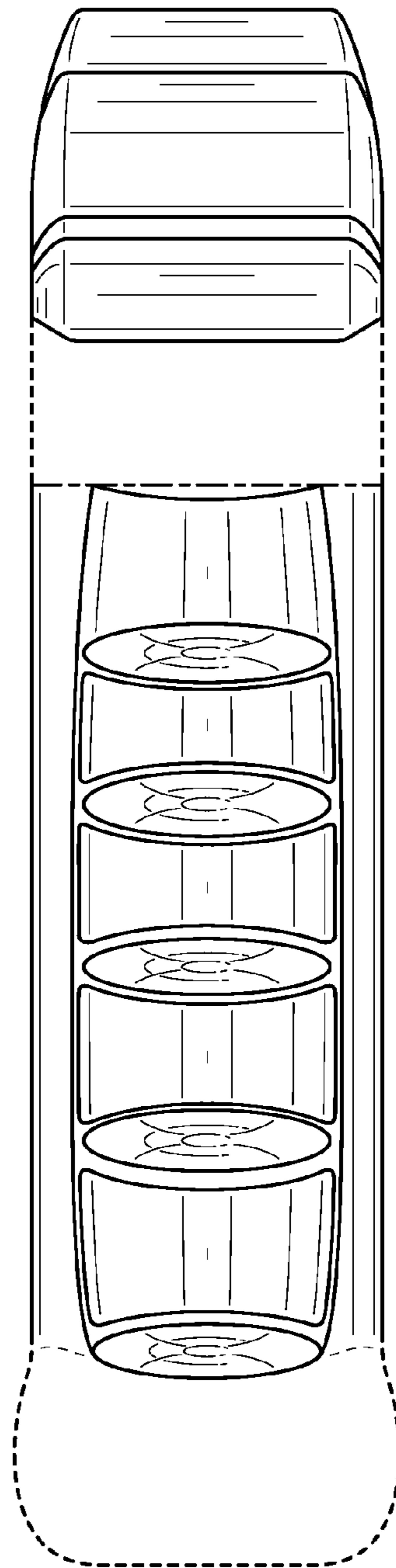


FIG. 5

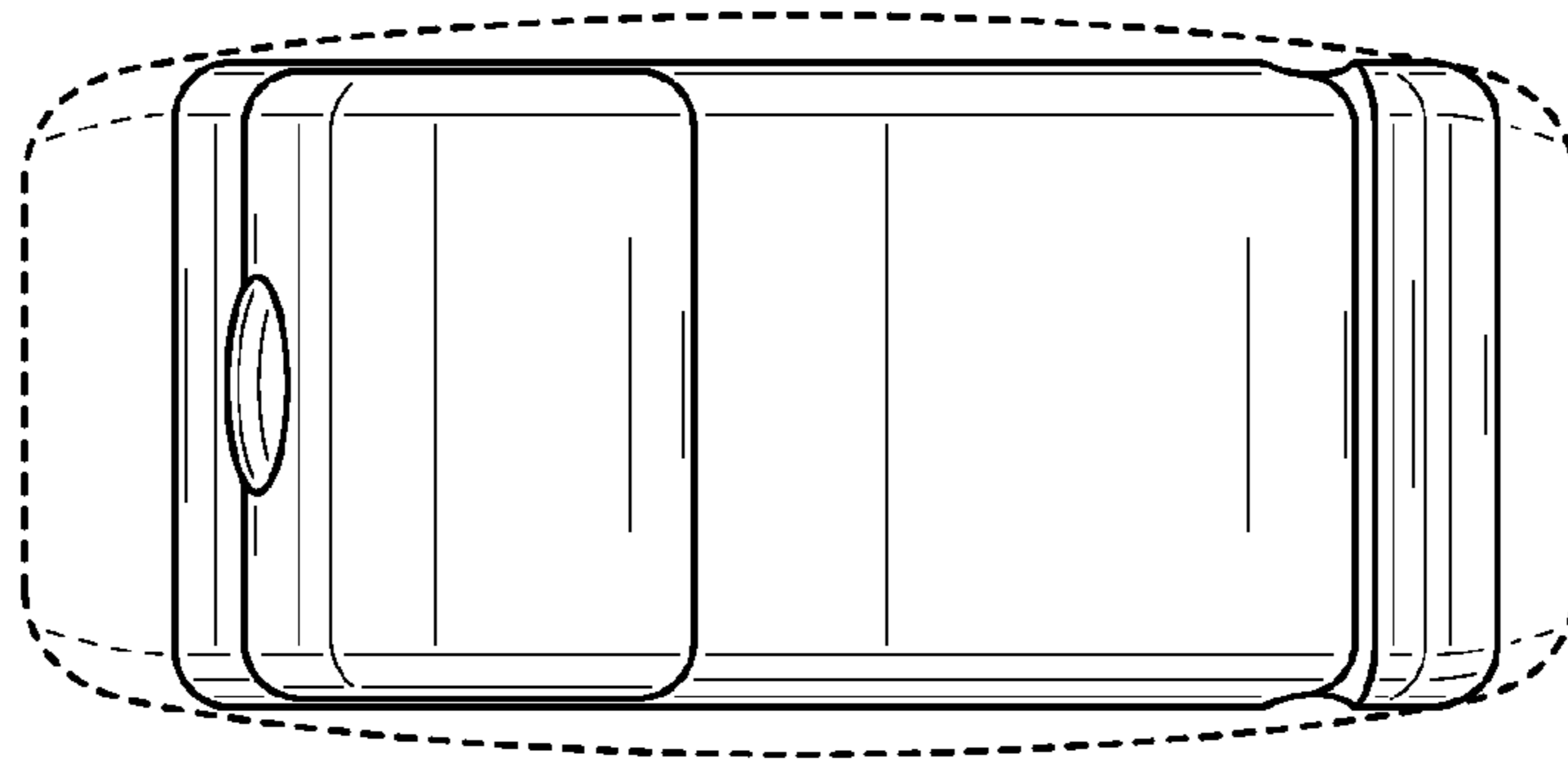


FIG. 6

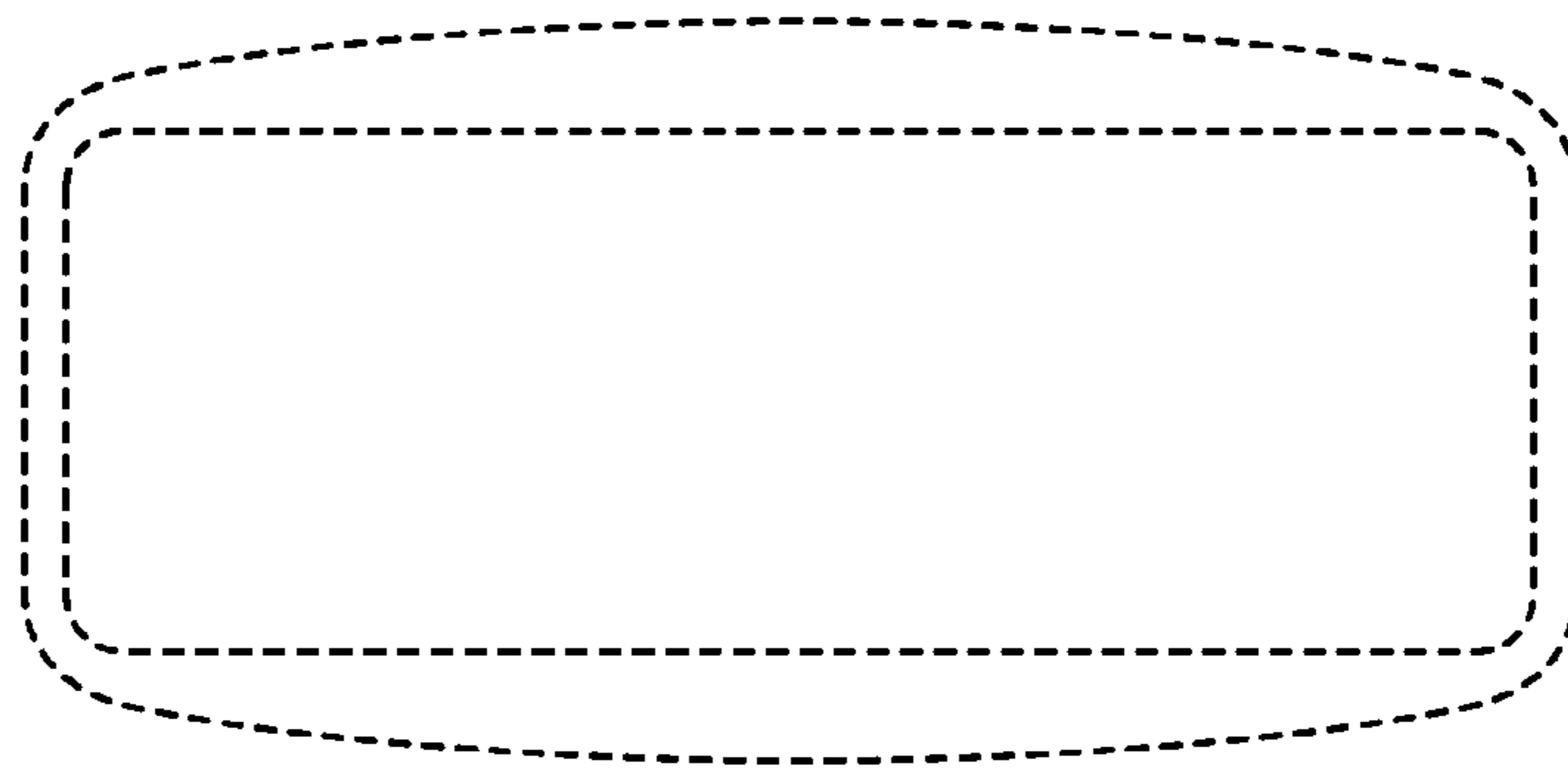


FIG. 7