



US00D697803S

(12) **United States Design Patent**  
**Cox et al.**

(10) **Patent No.:** **US D697,803 S**  
(45) **Date of Patent:** **\*\* Jan. 21, 2014**

(54) **BOTTLE**

(71) Applicant: **Abbott Laboratories**, Abbott Park, IL (US)

(72) Inventors: **Christopher A. Cox**, Westerville, OH (US); **James P. Perry**, Westerville, OH (US); **Michael Anthony Lorenz**, Gahanna, OH (US)

(73) Assignee: **Abbott Laboratories**, Abbott Park, IL (US)

(\*\*) Term: **14 Years**

(21) Appl. No.: **29/437,660**

(22) Filed: **Nov. 20, 2012**

(51) **LOC (10) Cl.** ..... **09-01**

(52) **U.S. Cl.**  
USPC ..... **D9/500; D9/539**

(58) **Field of Classification Search**  
USPC ..... D9/500, 502-505, 516, 530, 537-539, D9/549, 557-558, 682, 686, 688-691, 763, D9/772-780; D24/197; 215/11.1, 43, 379, 215/382, 660, 669-673, 675  
See application file for complete search history.

(56) **References Cited**

**U.S. PATENT DOCUMENTS**

D187,559 S *	3/1960	Horne	.....	D9/500
D188,074 S *	5/1960	Wunderly	.....	D9/500
D225,725 S	1/1973	Pettengill		
6,044,992 A	4/2000	Ma		
D428,814 S	8/2000	Silvers et al.		
D438,116 S	2/2001	Nosella		
D456,714 S *	5/2002	Brauner et al.	.....	D9/500
D466,813 S	12/2002	Thierjung et al.		

D467,179 S	12/2002	Nelson et al.		
D489,268 S	5/2004	Wang		
D501,792 S *	2/2005	Priestman	.....	D9/500
D518,726 S	4/2006	Baker		
D526,565 S	8/2006	Griffin et al.		
D531,903 S	11/2006	Haubein		
D548,088 S	8/2007	Ungrady		
D567,088 S *	4/2008	Kruparova	.....	D9/500
D575,161 S	8/2008	Lepoitevin		
D579,333 S *	10/2008	Dixon et al.	.....	D9/500
D579,775 S *	11/2008	Dixon et al.	.....	D9/500
D580,763 S	11/2008	Perez		
D582,279 S *	12/2008	Darr et al.	.....	D9/516
D591,154 S *	4/2009	Darr et al.	.....	D9/500

(Continued)

*Primary Examiner* — Ian Simmons

*Assistant Examiner* — Dana L Meyrow

(74) *Attorney, Agent, or Firm* — Calfee, Halter & Griswold LLP

(57) **CLAIM**

We claim the ornamental design for a bottle, as shown and described.

**DESCRIPTION**

FIG. 1 is a front perspective view of a bottle showing the new design;

FIG. 2 is a top plan view of the bottle of FIG. 1;

FIG. 3 is a bottom plan view of the bottle of FIG. 1;

FIG. 4 is a front elevational view of the bottle of FIG. 1;

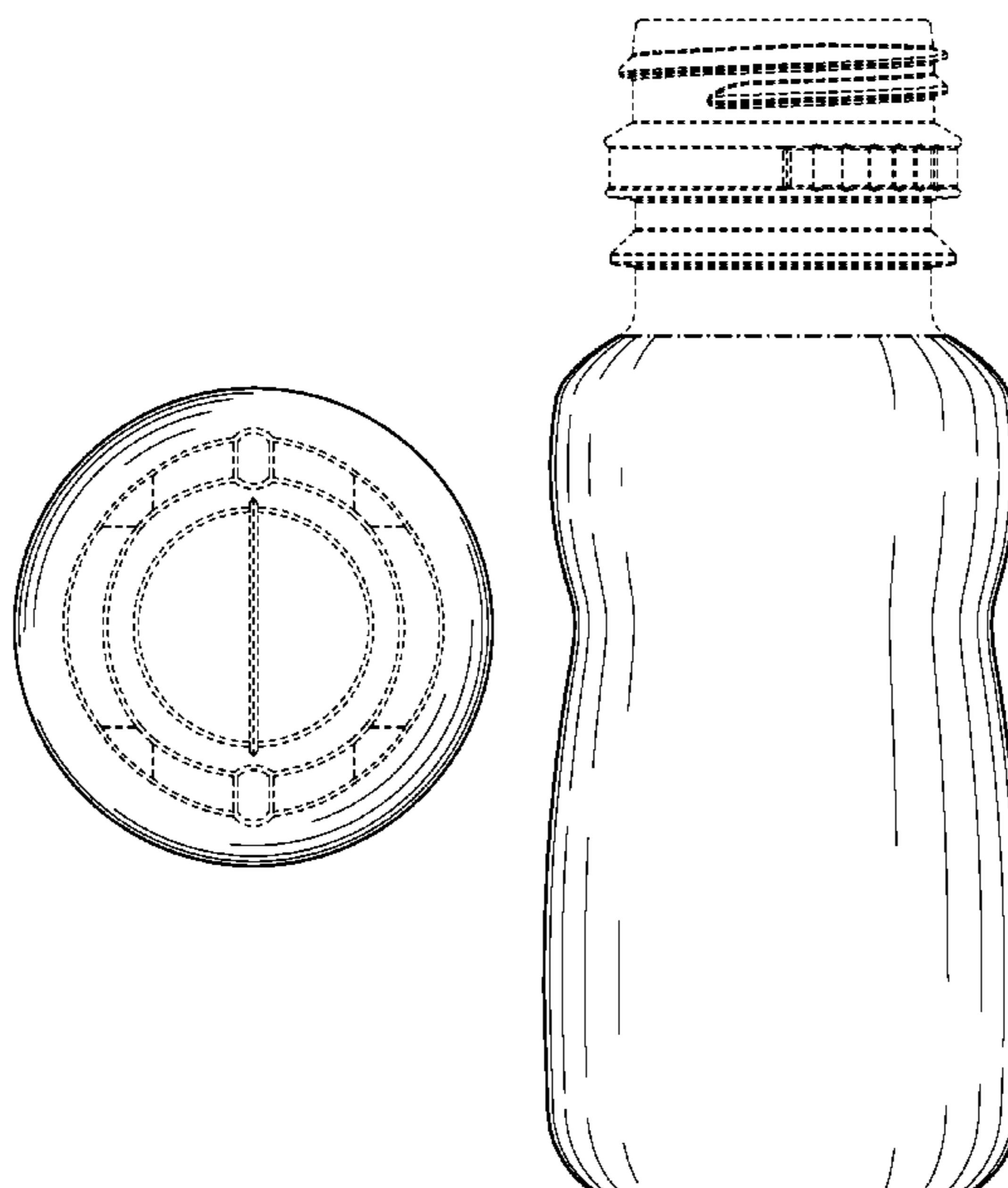
FIG. 5 is a rear elevational view of the bottle of FIG. 1;

FIG. 6 is a left side elevation view of the bottle of FIG. 1; and,

FIG. 7 is a right side elevation view of the bottle of FIG. 1.

The evenly-dashed broken lines in the drawings illustrate the portions of the design that form no part of the claim. The dot-dot-dash broken lines in the drawings define the bounds of the claim and form no part thereof.

**1 Claim, 3 Drawing Sheets**



# US D697,803 S

Page 2

---

(56)

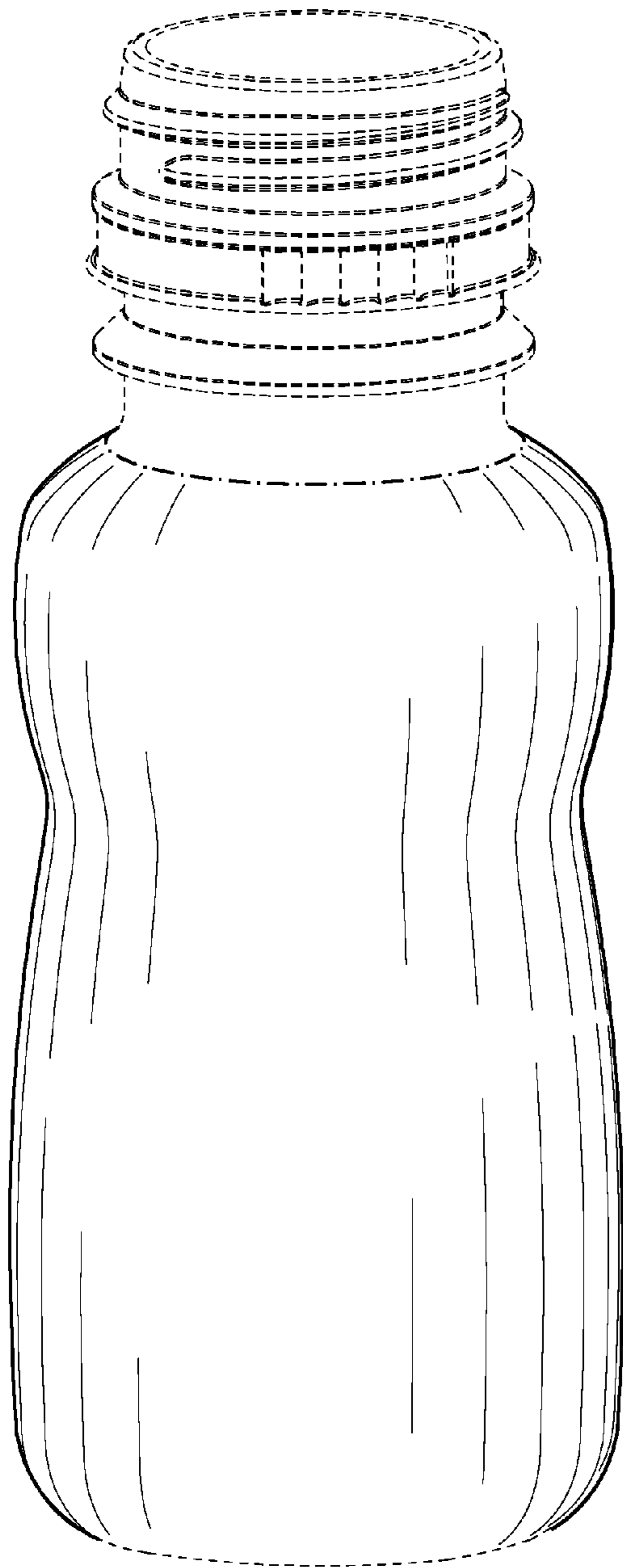
## References Cited

### U.S. PATENT DOCUMENTS

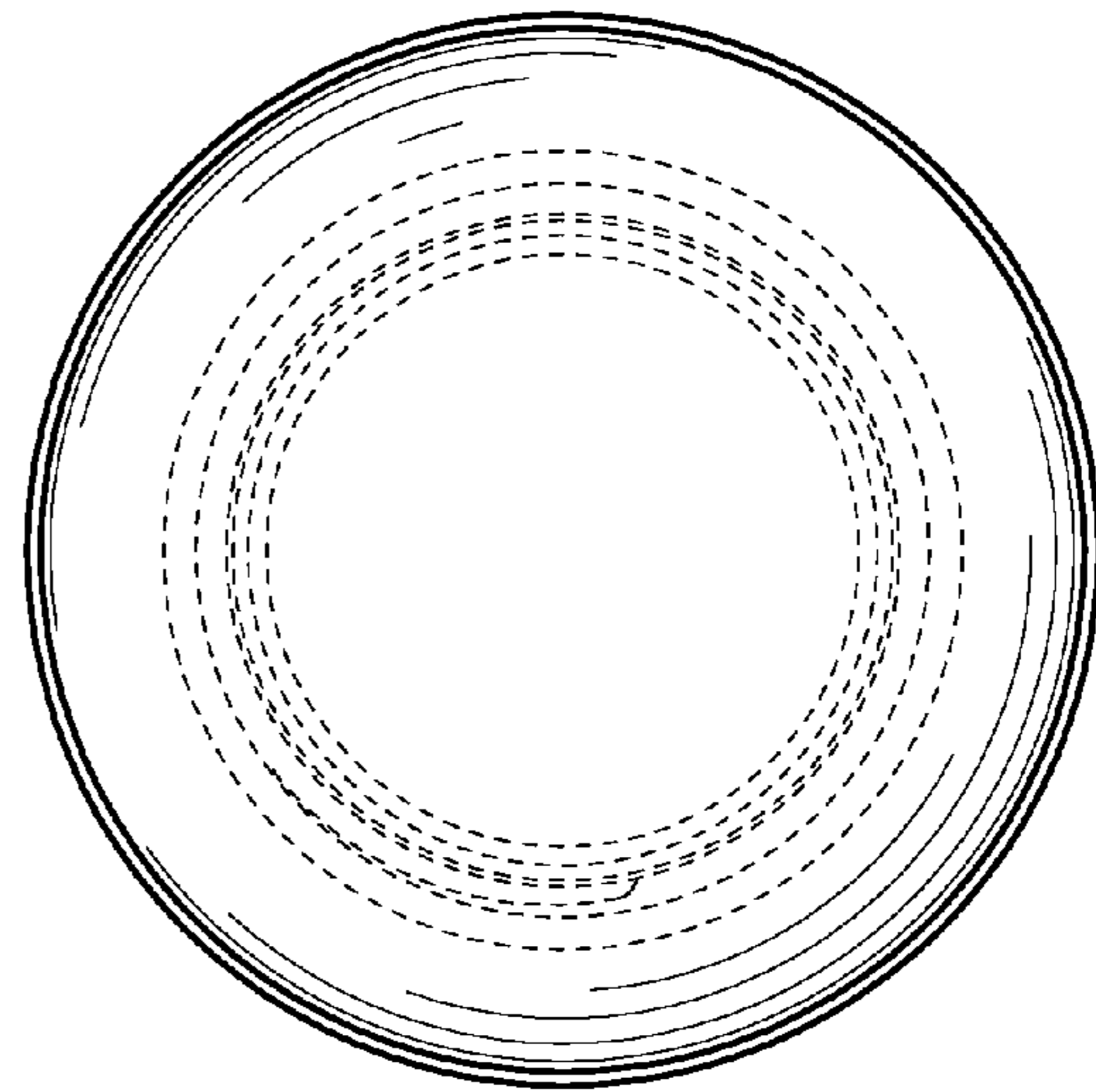
D605,517 S 12/2009 Caldwell  
D608,642 S 1/2010 Black  
D610,011 S 2/2010 De Pieretti

D613,166 S 4/2010 Bentley  
D642,470 S 8/2011 Yourist  
D675,531 S \* 2/2013 Crowe ..... D9/538

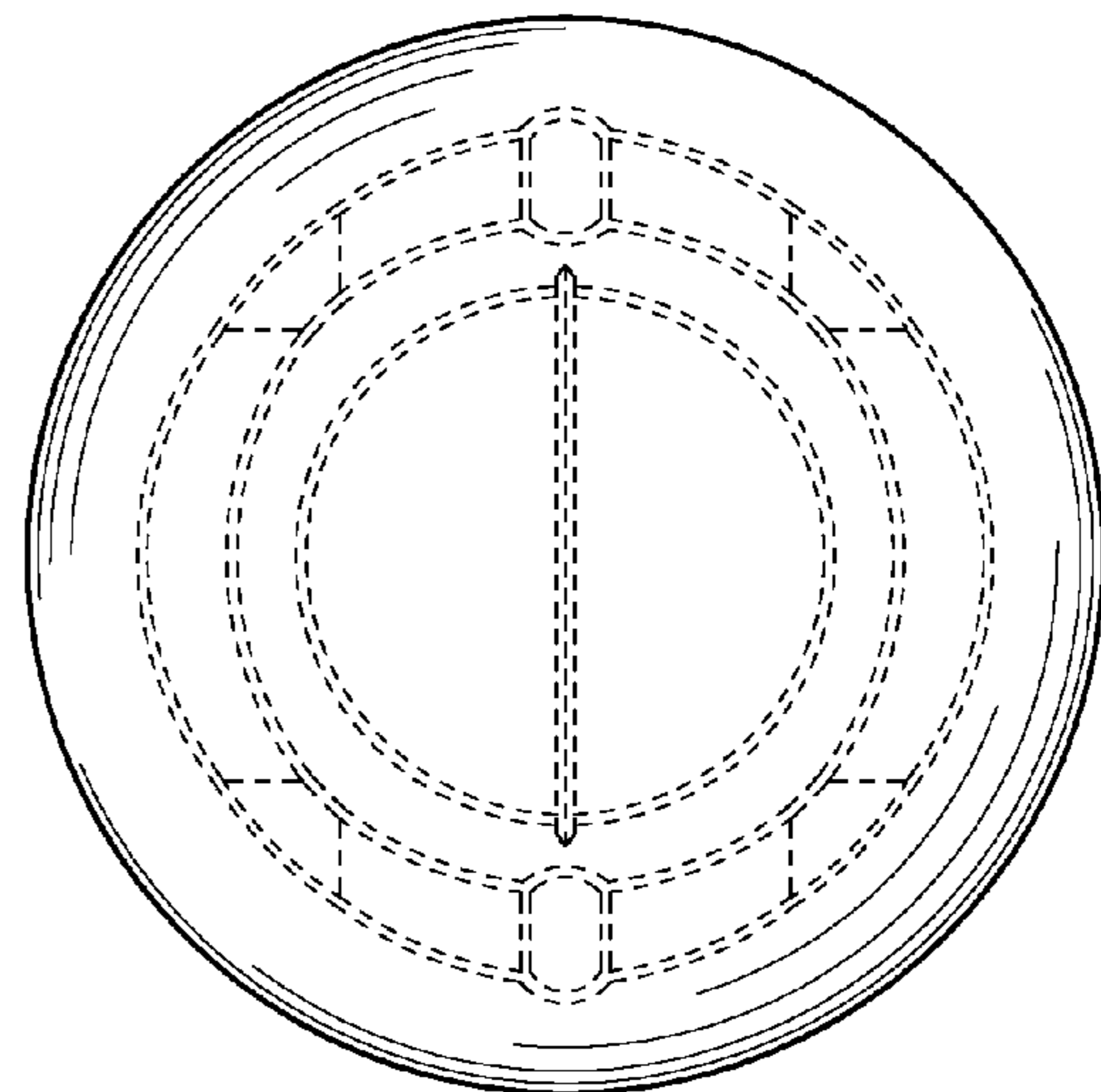
\* cited by examiner



**Fig. 1**



**Fig. 2**



**Fig. 3**

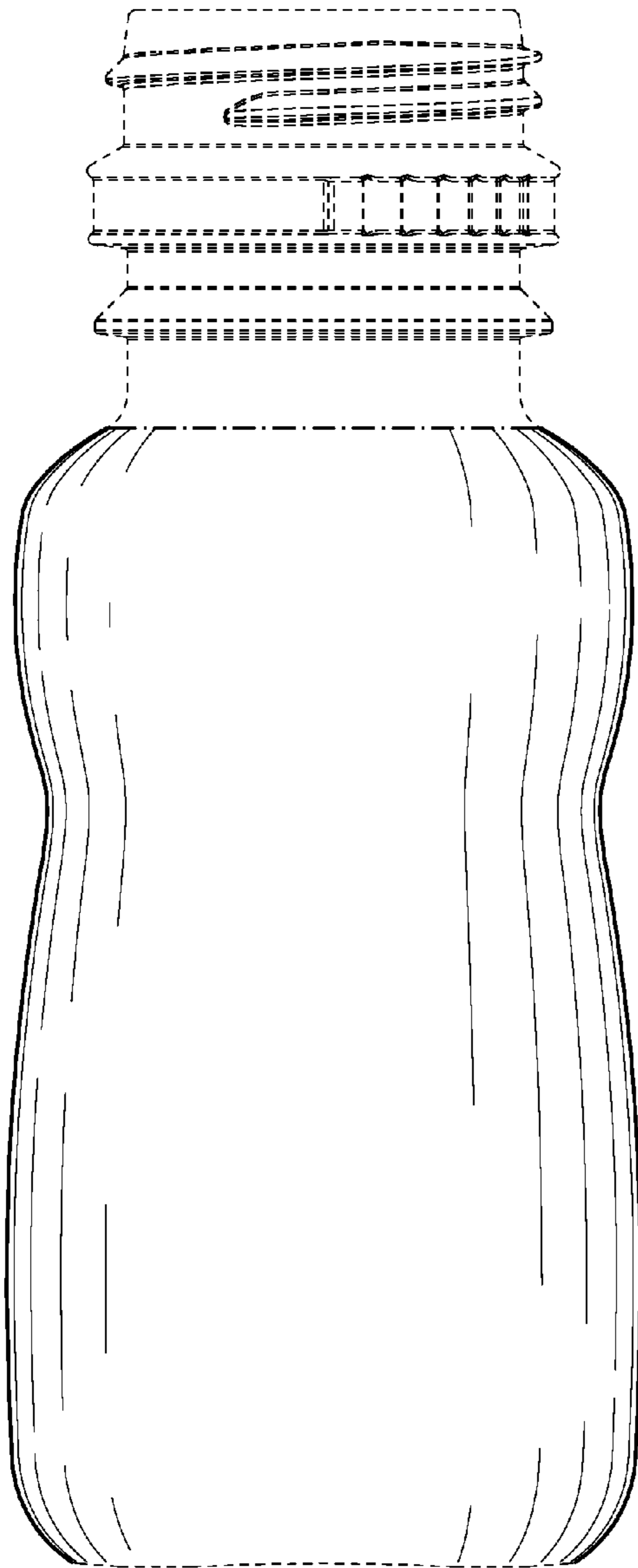


Fig. 4

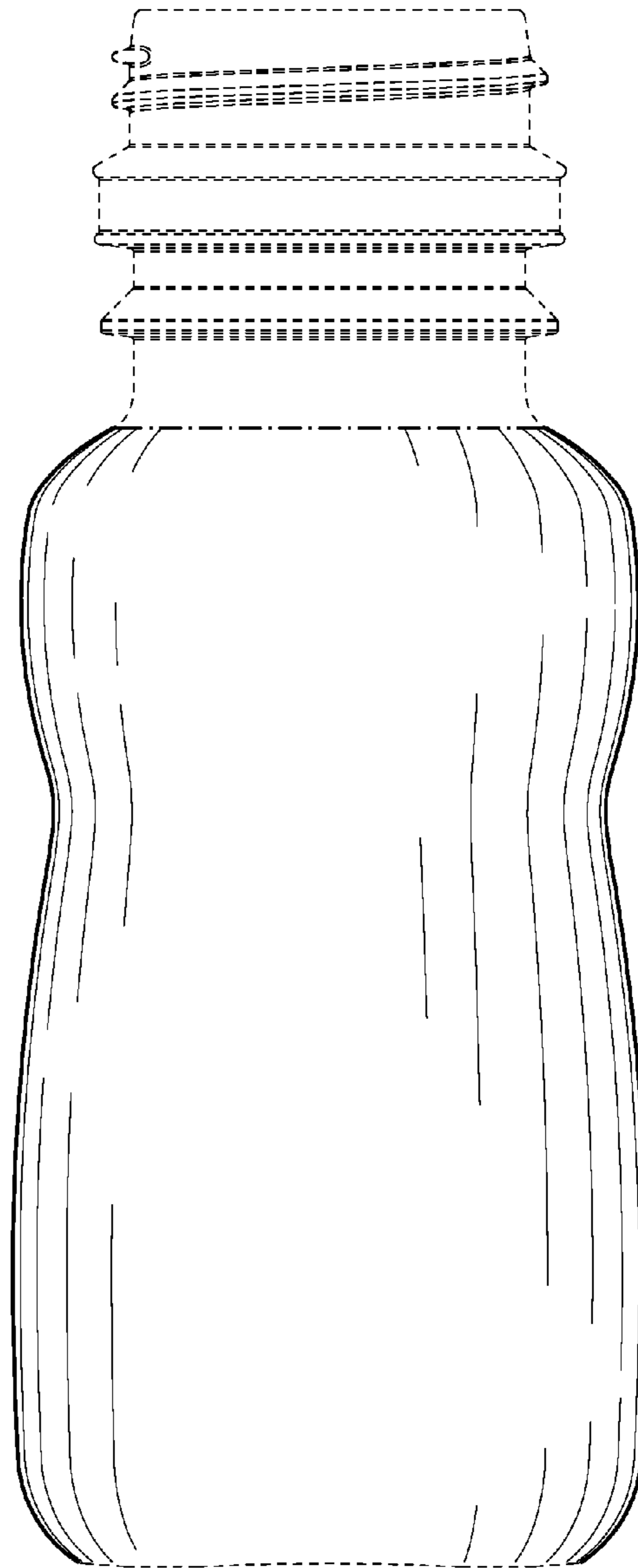
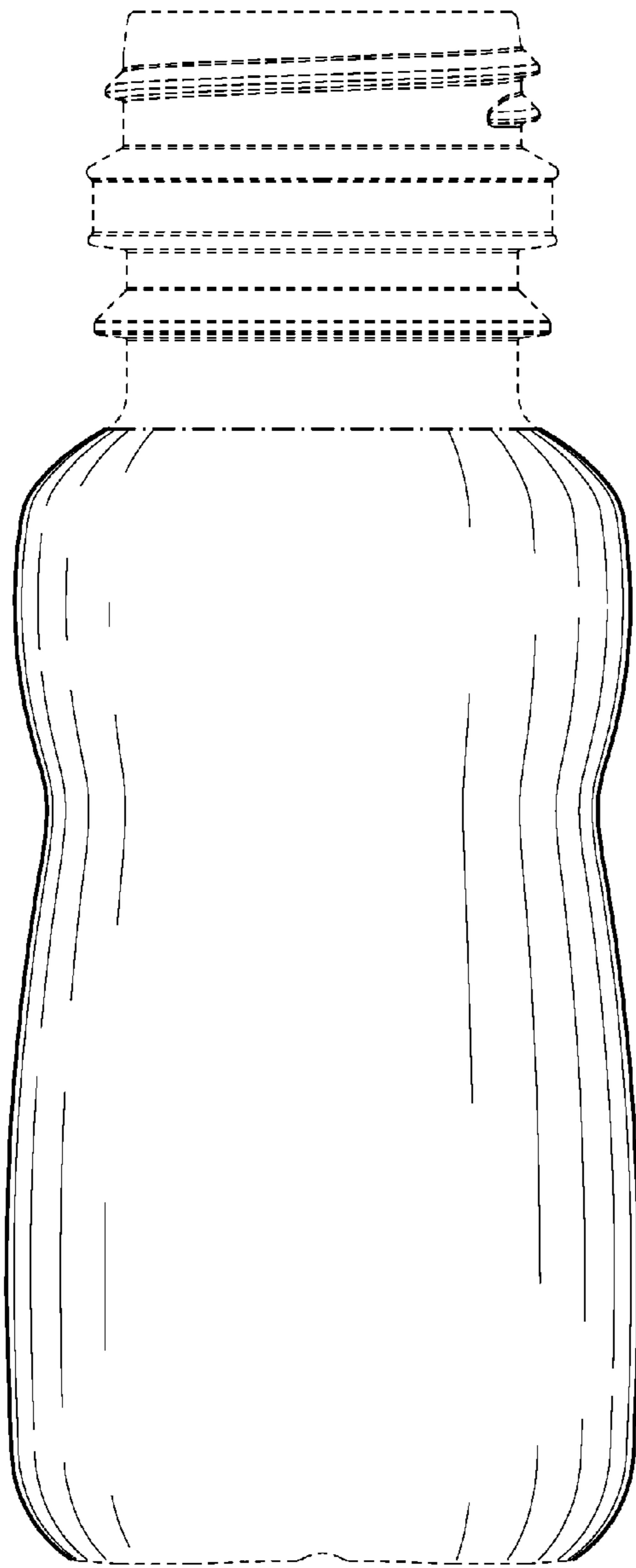
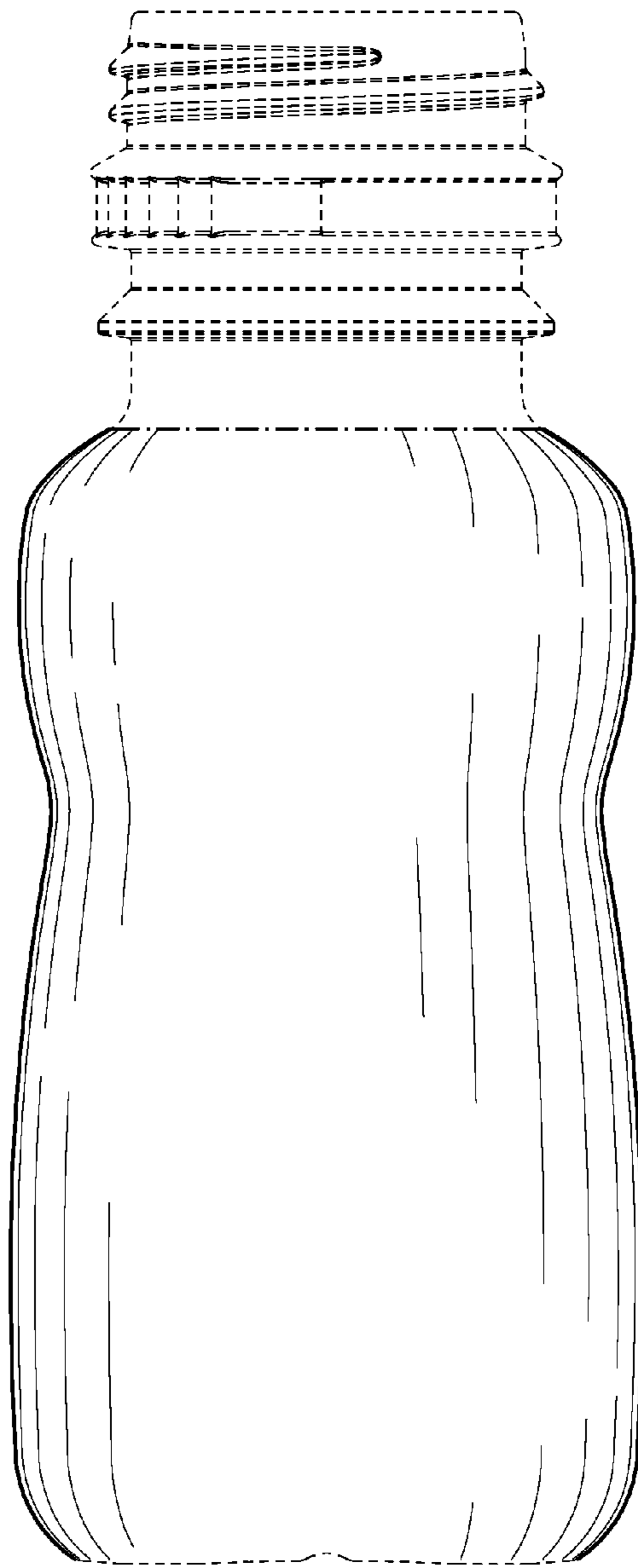


Fig. 5



**Fig. 6**



**Fig. 7**