



US00D697791S

(12) **United States Design Patent**
Jones et al.

(10) **Patent No.:** **US D697,791 S**
(45) **Date of Patent:** **** Jan. 21, 2014**

(54) **MULTI-PANEL FOLDED PACKAGE**

(71) Applicant: **R.J. Reynolds Tobacco Company**,
Winston-Salem, NC (US)

(72) Inventors: **Wesley Steven Jones**, Lexington, NC
(US); **Jerry Wayne Pipes**, Clemmons,
NC (US); **Stephanie Cordisco**,
Kernersville, NC (US); **Joshua Lee**
Jones, Clemmons, NC (US)

(73) Assignee: **R.J. Reynolds Tobacco Company**,
Winston-Salem, NC (US)

(**) Term: **14 Years**

(21) Appl. No.: **29/448,549**

(22) Filed: **Mar. 13, 2013**

(51) **LOC (10) Cl.** **09-03**

(52) **U.S. Cl.**
USPC **D9/423**

(58) **Field of Classification Search**
USPC D9/414, 416, 418, 420, 421, 423,
D9/430-433, 721; 229/406, 902-904, 906,
229/407, 110; D27/191; 206/315.9, 485,
206/521.1, 539, 564, 541, 546, 588, 766,
206/779, 822; D7/357, 629, 602,
D7/553.1-553.8, 538, 591, 615; D6/470,
D6/397, 441; 220/23.8, 23.83, 315, 324,
220/326, 367, 556, 4.21, 4.23, 835, 839
See application file for complete search history.

(56) **References Cited**

U.S. PATENT DOCUMENTS

D47,574 S *	7/1915	Warren	D9/418
5,000,374 A *	3/1991	Deiger	229/109
D318,802 S *	8/1991	Egide	D9/418
5,542,539 A *	8/1996	Early	206/499
D389,739 S *	1/1998	Auclair	D9/433
D427,522 S *	7/2000	Ponzio	D9/754

D432,418 S *	10/2000	Saulas	D9/432
D432,912 S *	10/2000	Lubineau-Bigot et al.	D9/416
D439,840 S *	4/2001	Saulas	D9/431
D643,747 S *	8/2011	Rye et al.	D9/721
D686,065 S *	7/2013	Kuo et al.	D9/432
2003/0217946 A1 *	11/2003	Hsu	206/494
2005/0150788 A1 *	7/2005	Feusner	206/278
2010/0065620 A1 *	3/2010	Smith	229/109

* cited by examiner

Primary Examiner — Thomas Johannes

(74) *Attorney, Agent, or Firm* — Womble Carlyle Sandridge
& Rice, LLP

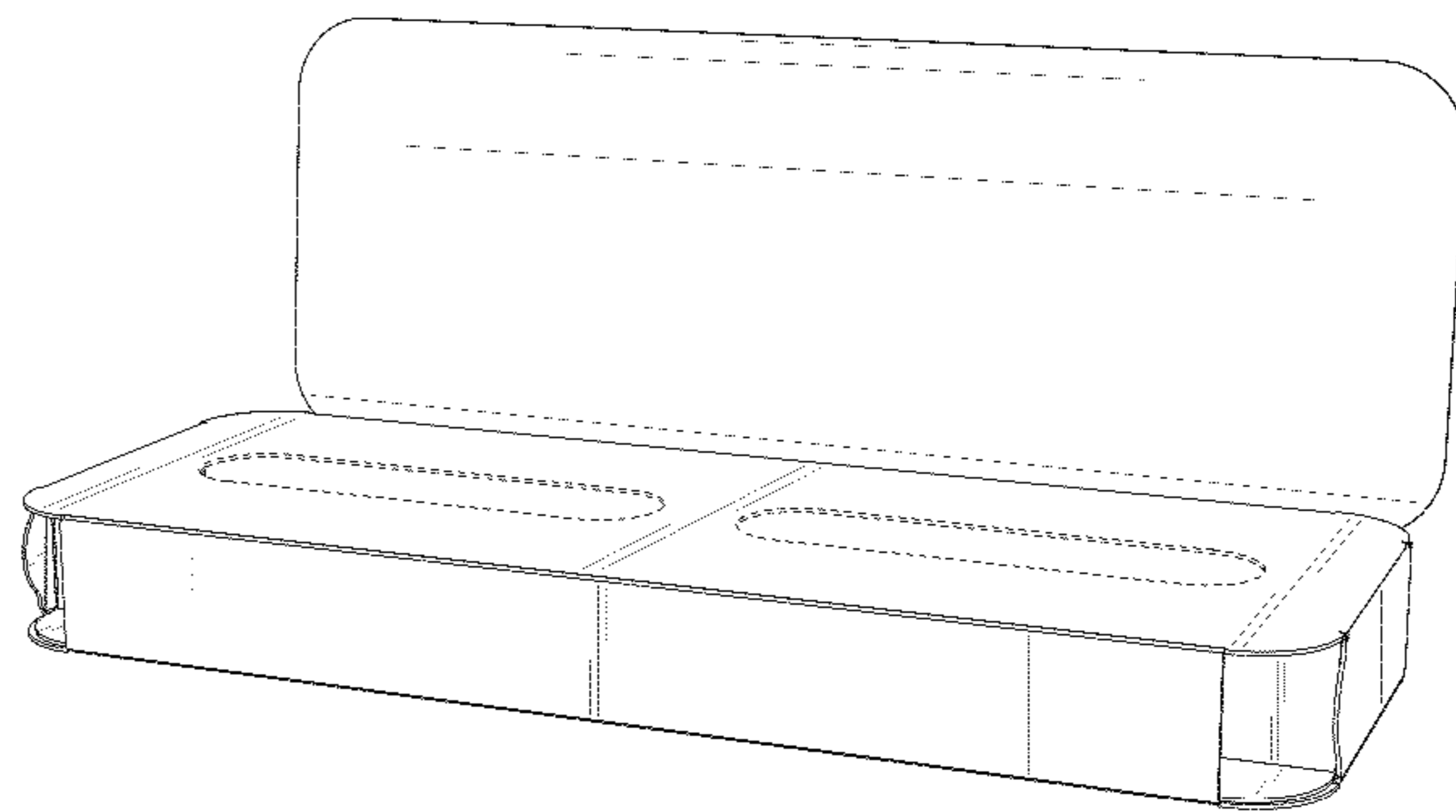
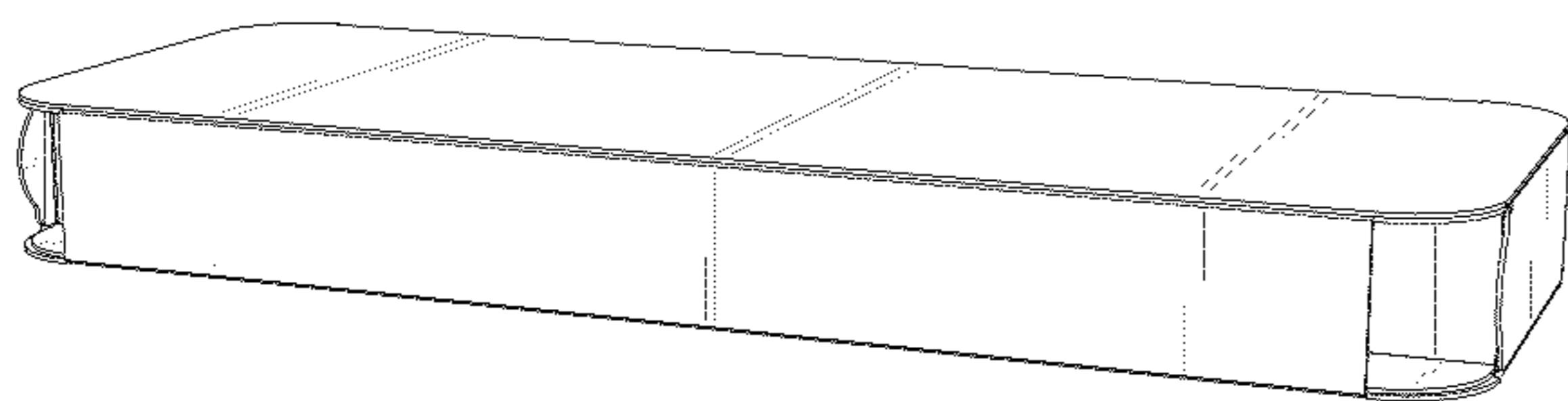
(57) **CLAIM**

The ornamental design for a multi-panel folded package, as
shown and described.

DESCRIPTION

FIG. 1 is a top, front perspective view of a multi-panel folded
package according to the present design;
FIG. 2 is an end view thereof;
FIG. 3 is an opposing end view thereof;
FIG. 4 is a front view thereof;
FIG. 5 is a rear view thereof;
FIG. 6 is a bottom view thereof;
FIG. 7 is a top view thereof;
FIG. 8 is a top view of the multi-panel folded package of FIG.
1, wherein a panel defining the top of the multi-panel folded
package is raised from a fully folded position revealing fur-
ther panels thereunder;
FIG. 9 an end view thereof;
FIG. 10 is an opposing end view thereof;
FIG. 11 is a front view thereof;
FIG. 12 is a rear view thereof;
FIG. 13 is a top view thereof; and,
FIG. 14 is a bottom view thereof.
The broken lines shown herein depict environmental subject
matter only and form no part of the claimed design.

1 Claim, 14 Drawing Sheets



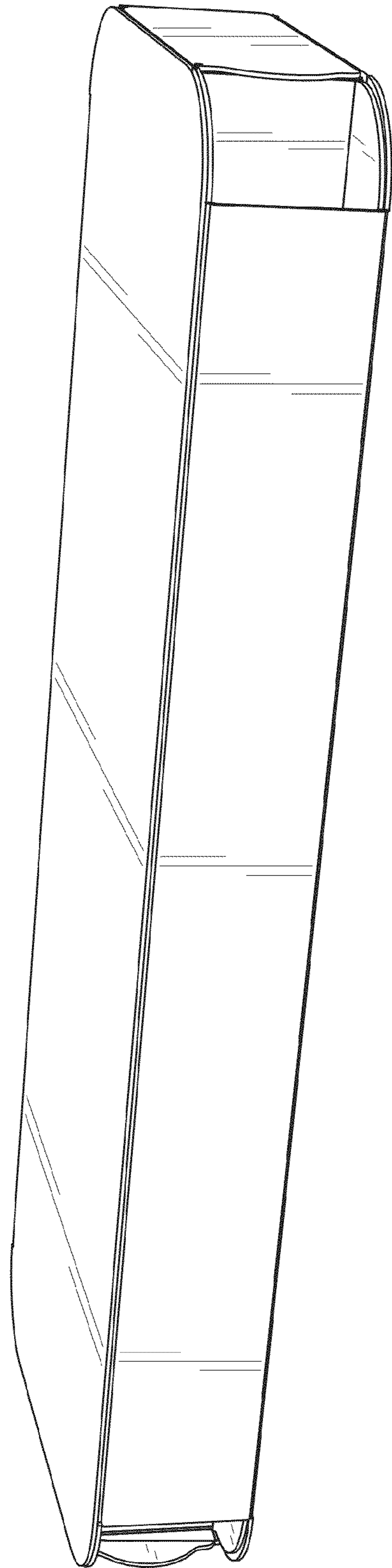


FIG. 1




FIG. 2




FIG. 3




FIG. 4




FIG. 5




FIG. 6




FIG. 7

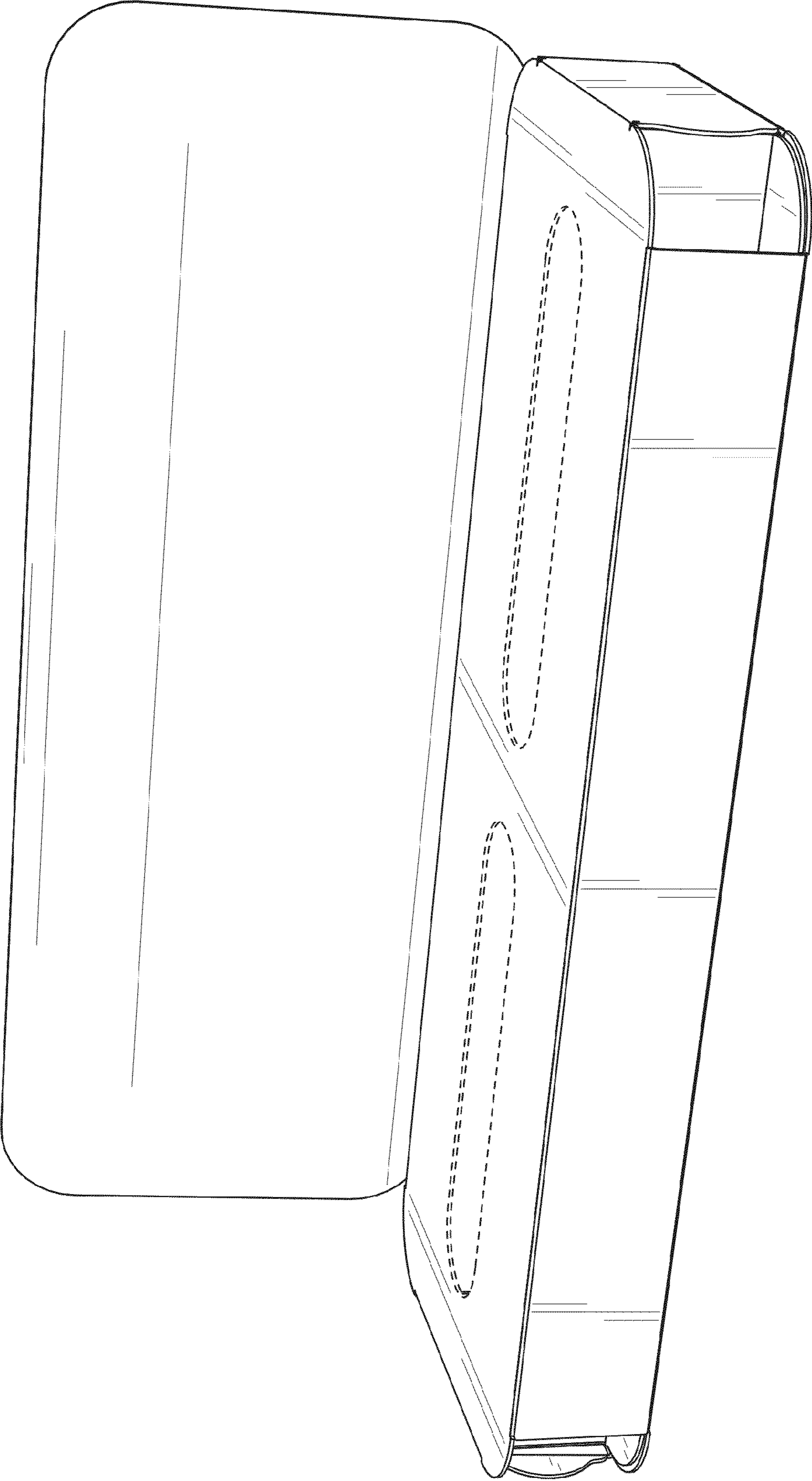


FIG. 8

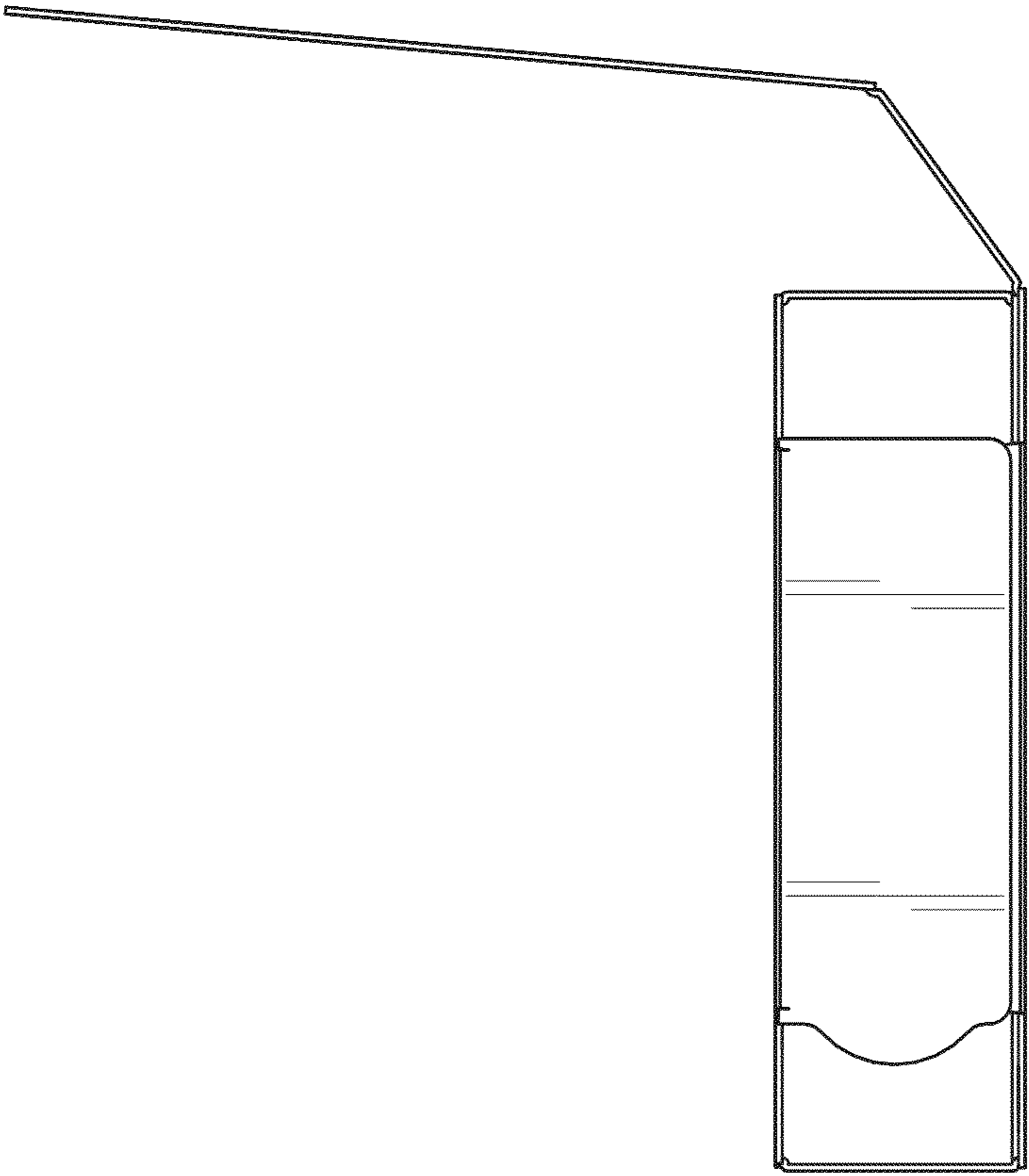


FIG. 9

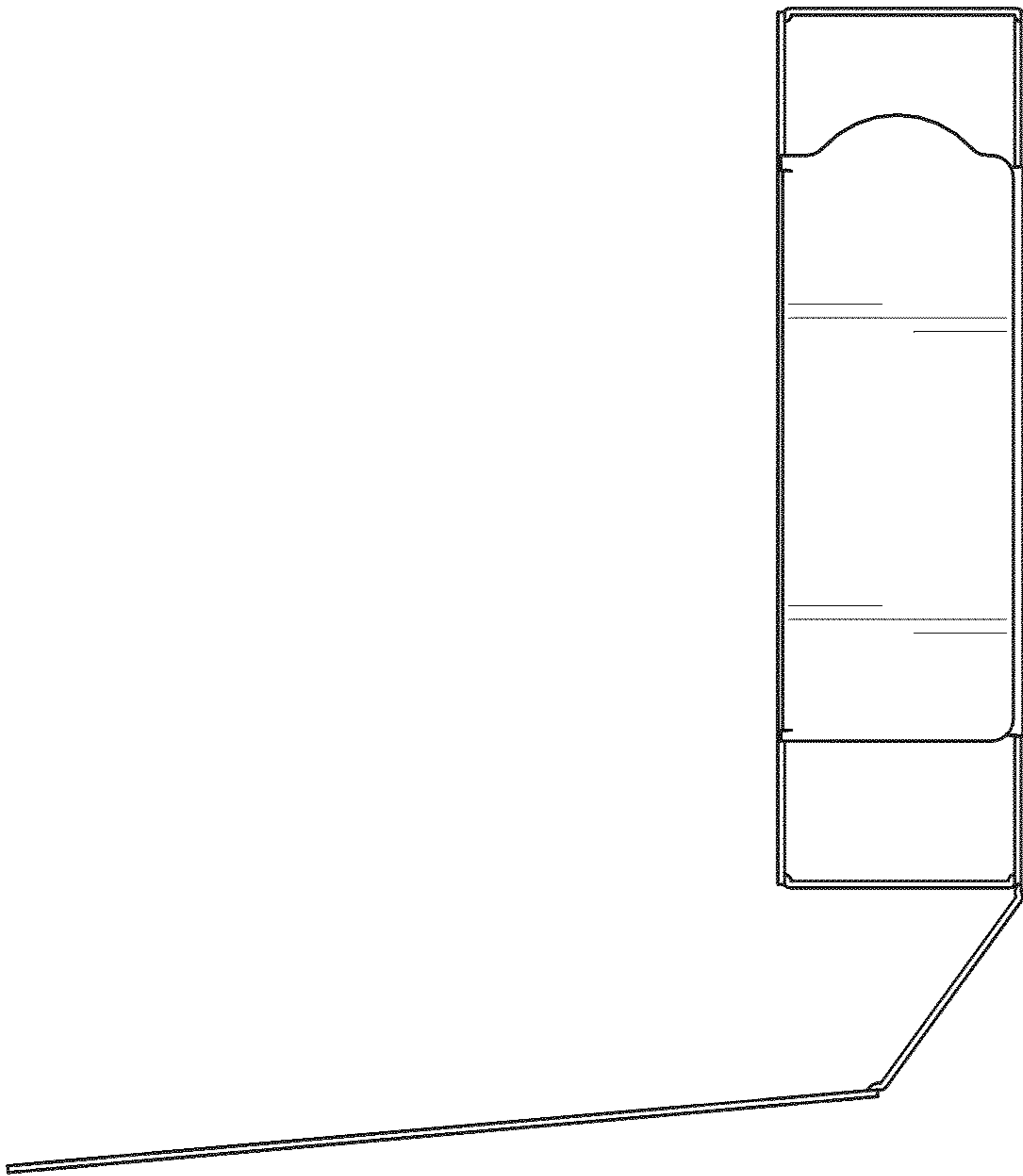


FIG. 10




FIG. 11




FIG. 12

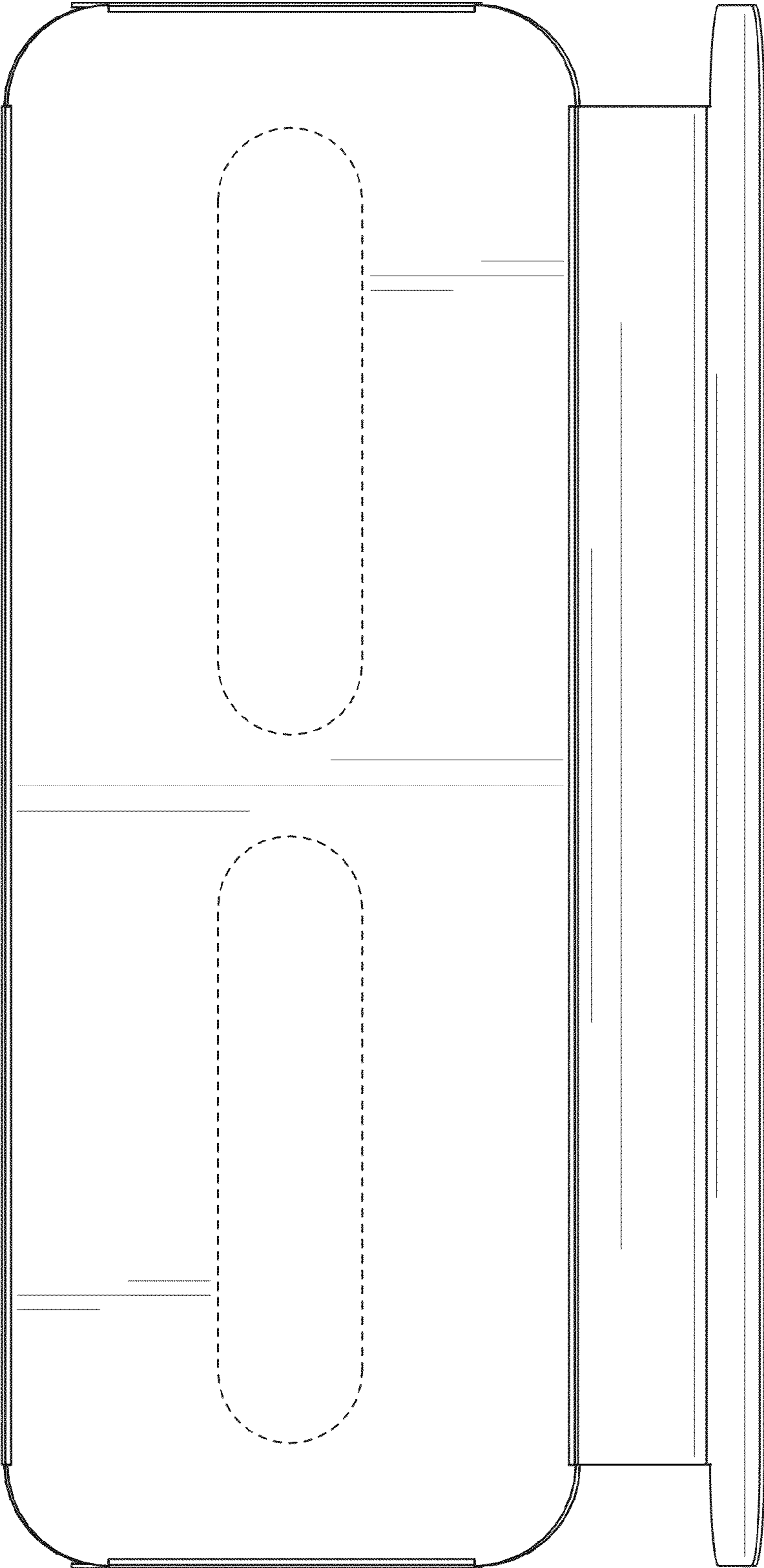


FIG. 13




FIG. 14