

US00D697788S

(12) **United States Design Patent**
Quinn et al.

(10) **Patent No.:** **US D697,788 S**
(45) **Date of Patent:** **** Jan. 21, 2014**

(54) **DISPLAY FOR GLOVES**

(71) Applicants: **John F. Quinn**, Allison Park, PA (US);
Debbie Skatell-Wehner, Oakmont, PA
(US); **Peter Everett**, Collinsville, CT
(US)

(72) Inventors: **John F. Quinn**, Allison Park, PA (US);
Debbie Skatell-Wehner, Oakmont, PA
(US); **Peter Everett**, Collinsville, CT
(US)

(73) Assignee: **Safety Works, LLC**, Wexford, PA (US)

(**) Term: **14 Years**

(21) Appl. No.: **29/441,171**

(22) Filed: **Jan. 2, 2013**

(51) **LOC (10) Cl.** **09-03**

(52) **U.S. Cl.**

USPC **D9/415**

(58) **Field of Classification Search**

USPC D9/415, 414, 416, 418, 419, 428, 442,
D9/447, 430, 432-433, 456, 424, 503, 501,
D9/695, 696, 697, 699, 690, 686, 688, 689,
D9/711, 715, 721, 710, 718, 736, 740, 743,
D9/744, 749, 757, 767, 772, 781, 753, 742,
D9/739, 72; 206/395, 397-398, 223, 736,
206/756, 495, 349, 760, 541, 784; 229/395,
229/938, 902, 409, 125.05, 116.1

See application file for complete search history.

(56) **References Cited**

U.S. PATENT DOCUMENTS

5,477,964 A * 12/1995 Hart 206/349

(Continued)

OTHER PUBLICATIONS

[http://www.gizmodo.in/design/This-Emergency-Hook-Folds-Up-and-Fits-In-Your-Wallet/ar . . . *](http://www.gizmodo.in/design/This-Emergency-Hook-Folds-Up-and-Fits-In-Your-Wallet/ar...)
“This Emergency Hook . . . Wallet”, reference dated Jul. 16, 2013, found on the internet at www.gizmodo.in/design/This-Emergency-Hook-Folds-Up-and-Fits-In-Your-Wallet/.*

Primary Examiner — Robert M Spear

Assistant Examiner — Rhea Shields

(74) *Attorney, Agent, or Firm* — Bartony & Associates, LLC

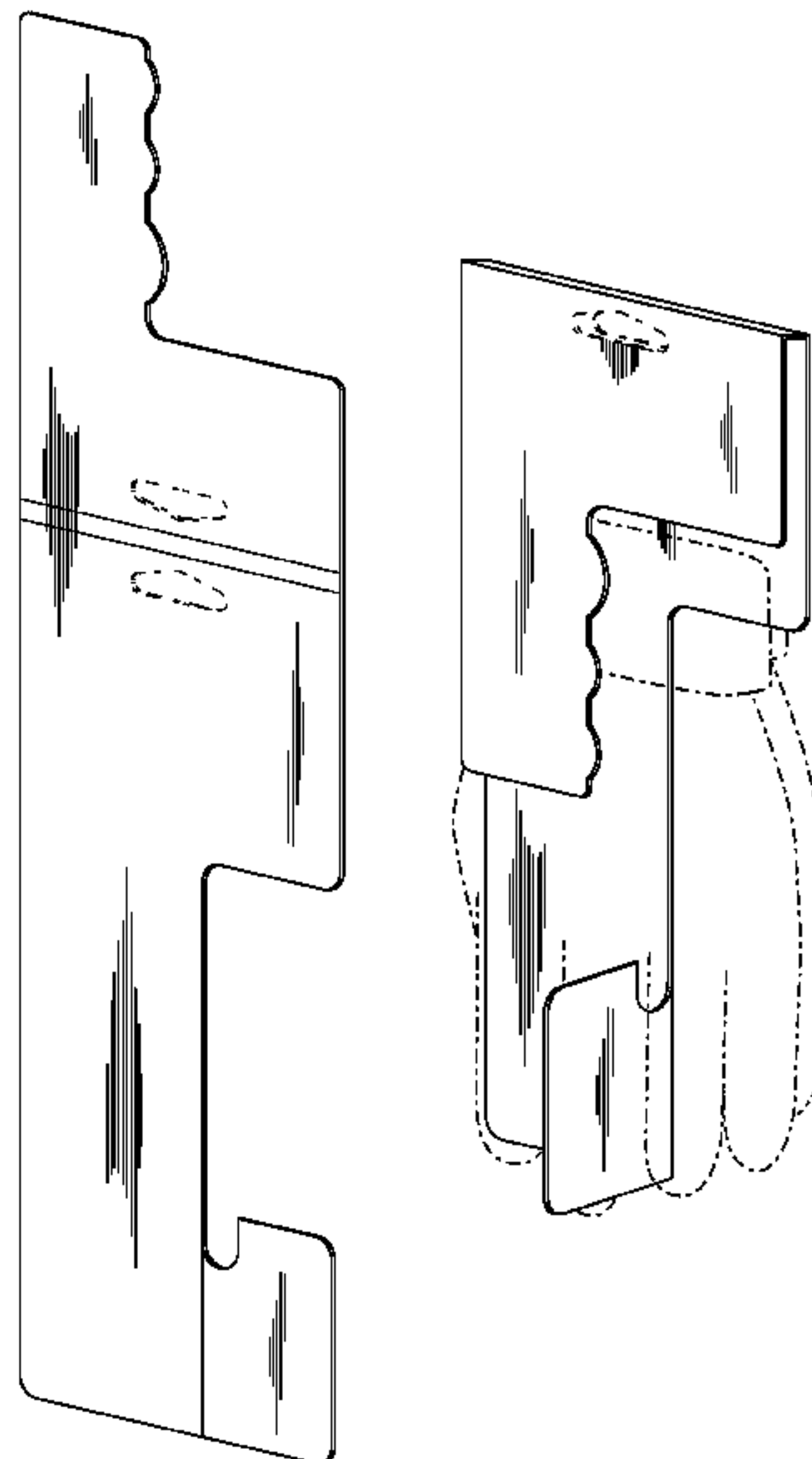
(57) **CLAIM**

The ornamental design for a display for gloves, as shown and described.

DESCRIPTION

FIG. 1 is a perspective view of a display for gloves showing our new design in an unused condition;
FIG. 2 is a front view thereof, the rear view is identical;
FIG. 3 is a side view thereof
FIG. 4 is a side view thereof, opposite the side view of FIG. 3,
FIG. 5 is a top view thereof;
FIG. 6 is a bottom view thereof;
FIG. 7 is a perspective view of the display for gloves of FIG. 1 shown in a used condition;
FIG. 8 is another perspective view of the display for gloves of FIG. 1 shown in a used condition, having a pair of gloves therein, the gloves are illustrated in broken lines;
FIG. 9 is a front view of the display for gloves of FIG. 1 shown in a used condition;
FIG. 10 is a rear view thereof, shown in a used condition;
FIG. 11 is a side view thereof, shown in a used condition,
FIG. 12 is a side view thereof, shown in a used condition, opposite the side view of FIG. 11,
FIG. 13 is a top view thereof, shown in a used condition; and,
FIG. 14 is a bottom view thereof, shown in a used condition.
The broken lines in the figures illustrate unclaimed environment only and form no part of the claimed design.

1 Claim, 5 Drawing Sheets



US D697,788 S

Page 2

(56)

References Cited

U.S. PATENT DOCUMENTS

			D478,508 S *	8/2003	Kumakura	D9/451
			D524,653 S *	7/2006	Baumgarten	D9/457
			D588,933 S *	3/2009	Bonzagni et al.	D9/711
6,073,758 A *	6/2000	Webster et al.	206/6.1			
D434,649 S *	12/2000	Hatch	D9/415			

* cited by examiner

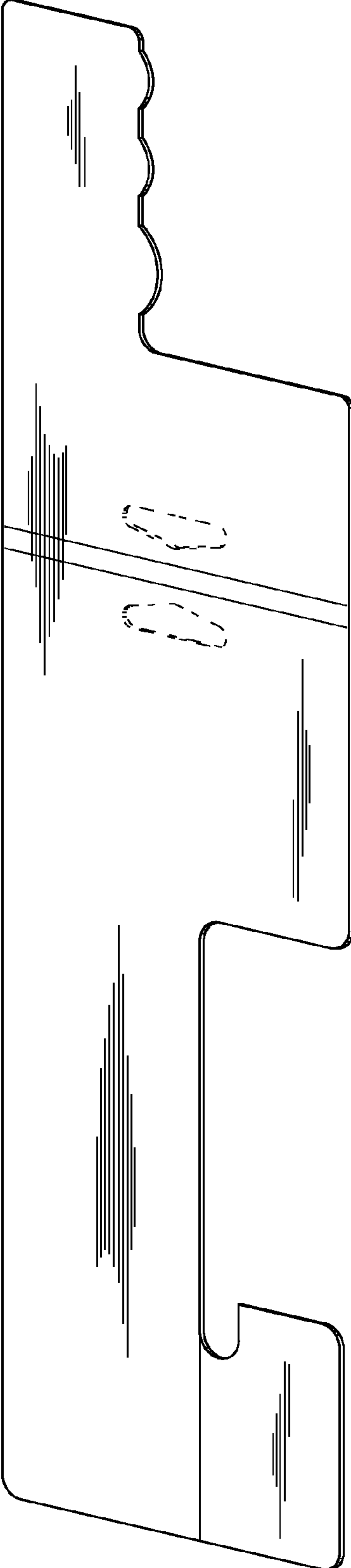


FIG. 1

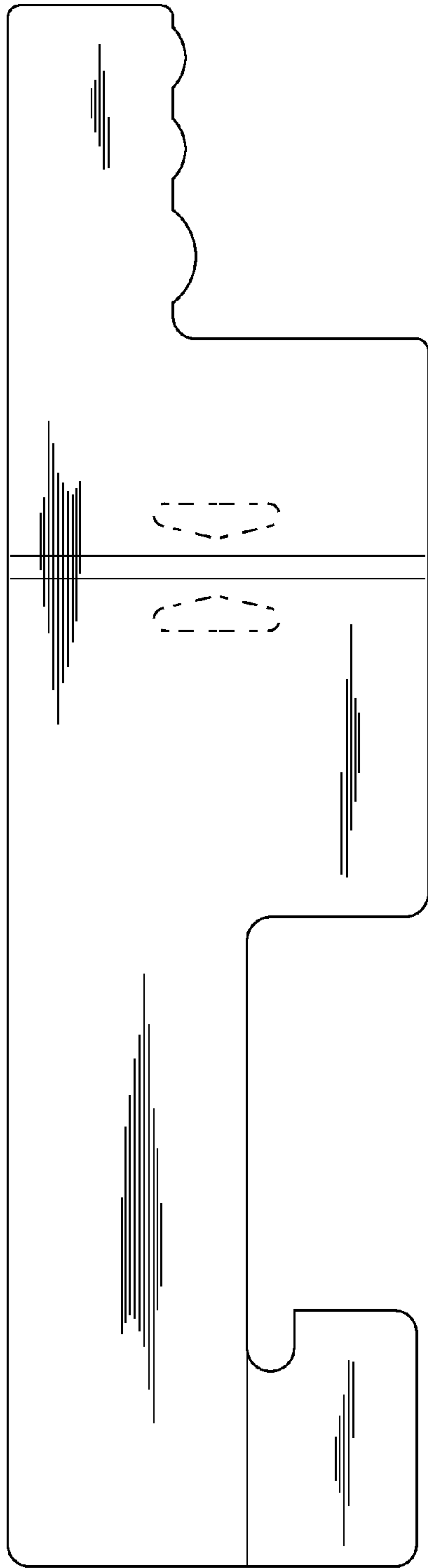


FIG. 2




FIG. 3 FIG. 4



FIG. 5



FIG. 6

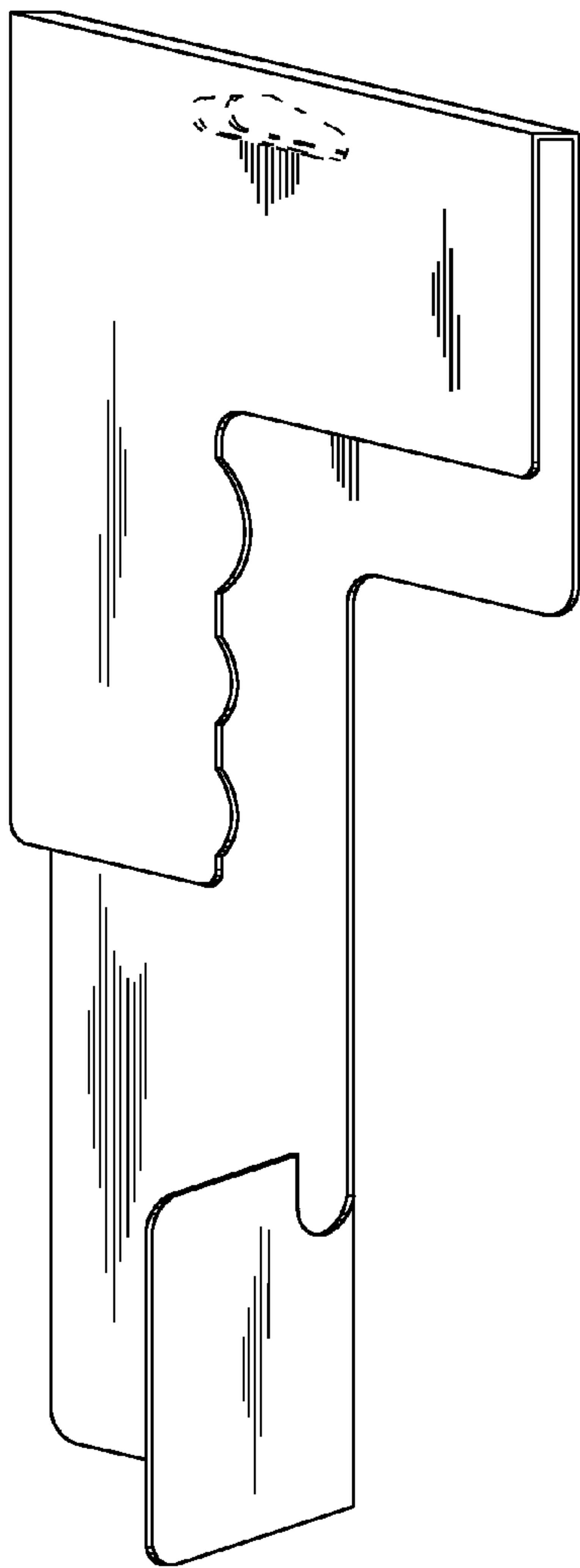


FIG. 7

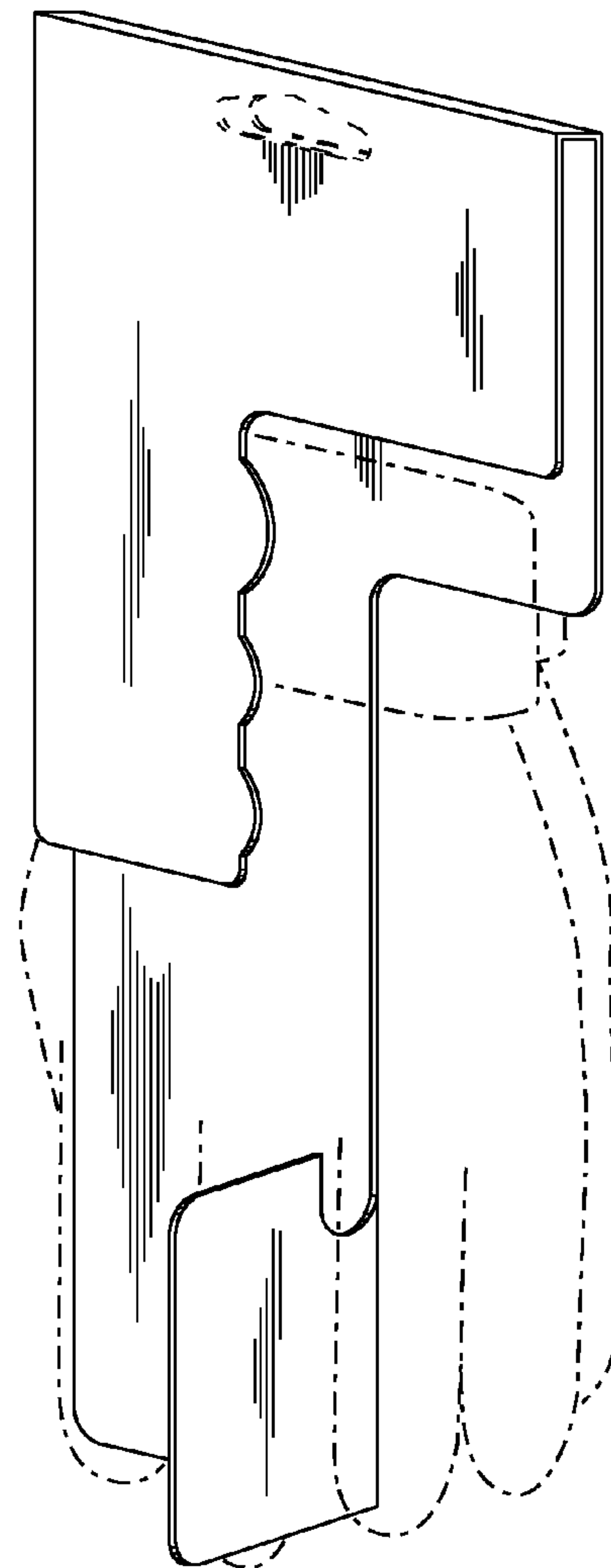


FIG. 8

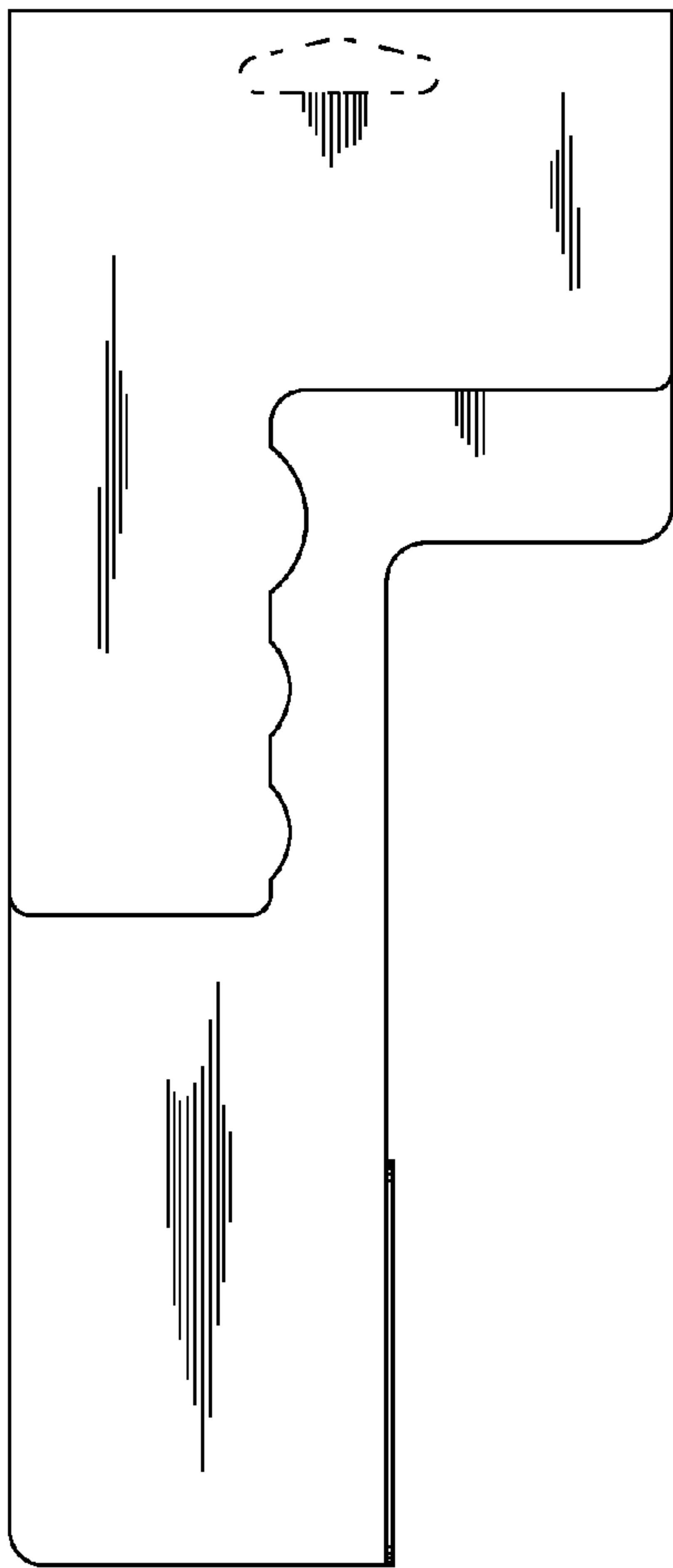


FIG. 9

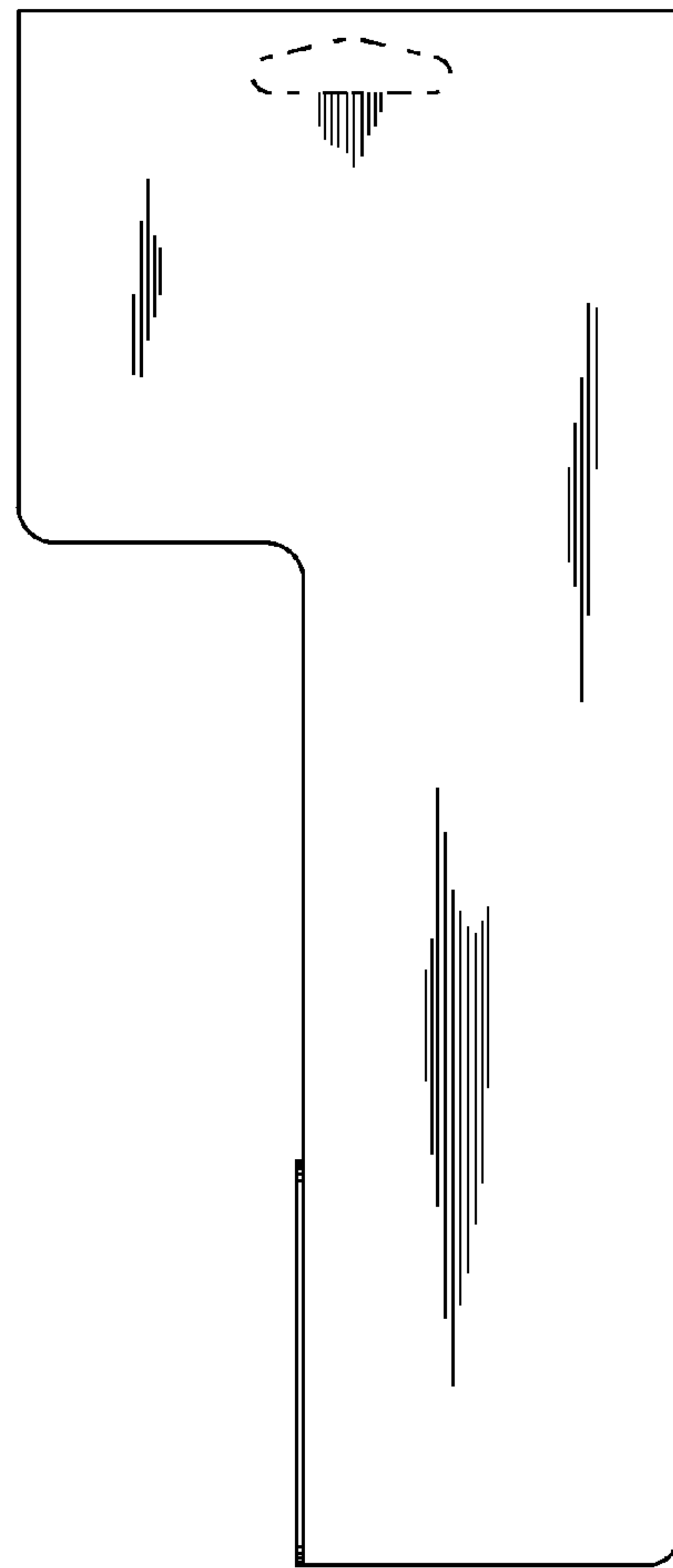


FIG. 10

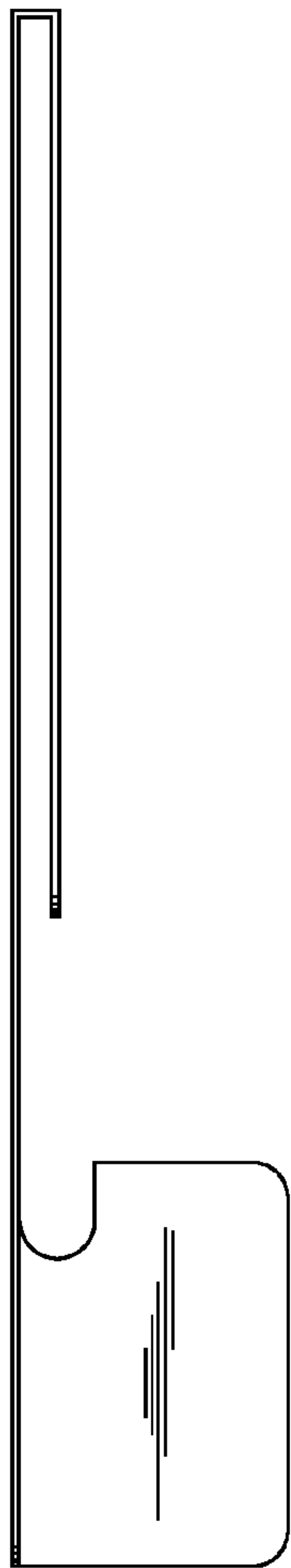


FIG. 11

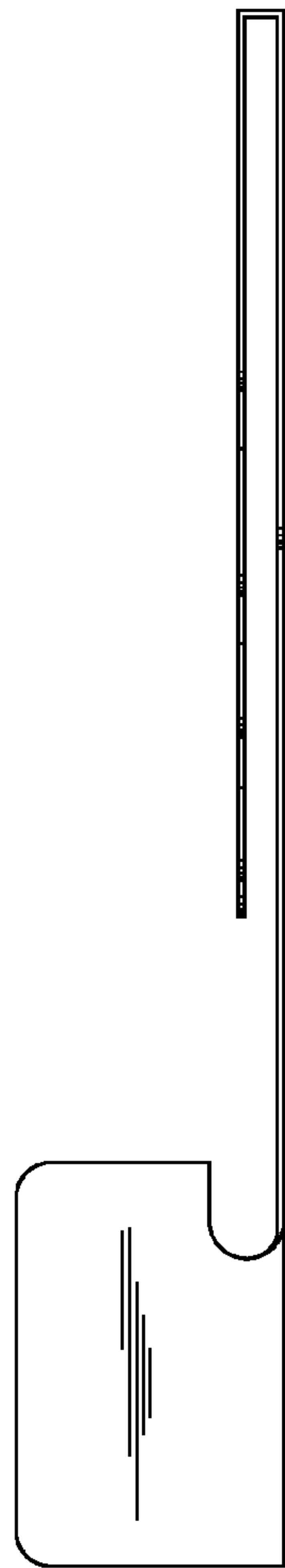


FIG. 12

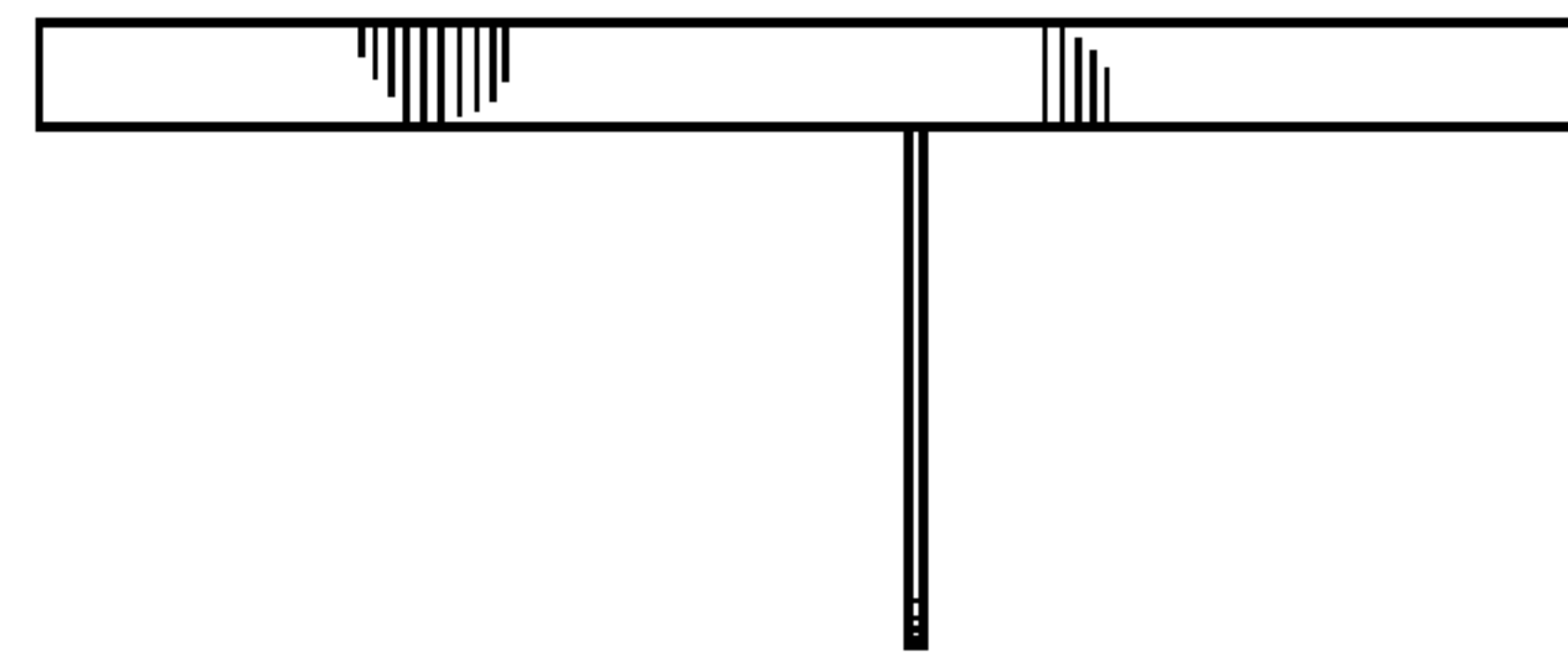


FIG. 13

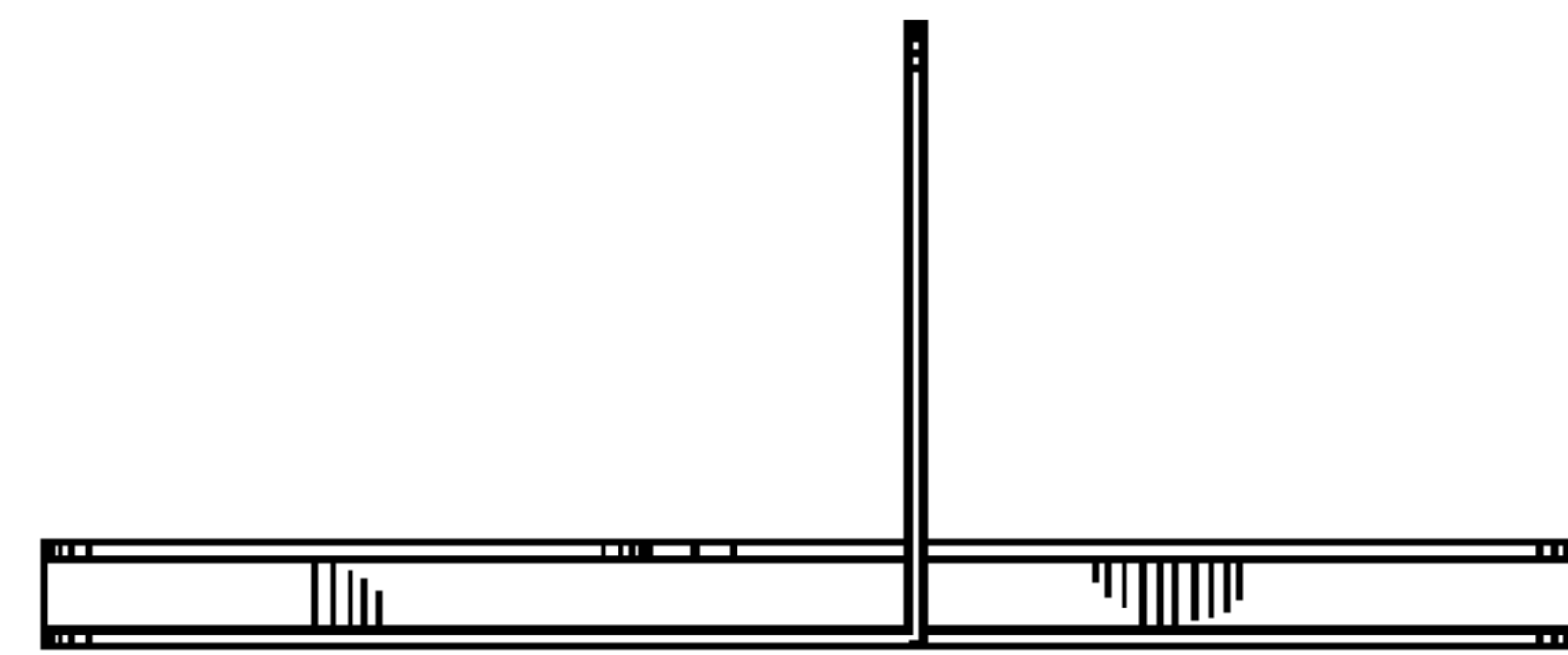


FIG. 14