

US00D697777S

(12) **United States Design Patent**  
**Bozic**

(10) **Patent No.:** **US D697,777 S**  
(45) **Date of Patent:** **\*\* Jan. 21, 2014**

(54) **SAW BLADE**

(71) Applicant: **Robert Bosch GmbH**, Stuttgart (DE)

(72) Inventor: **Milan Bozic**, Solothurn (CH)

(73) Assignee: **Robert Bosch GmbH**, Stuttgart (DE)

(\*\*) Term: **14 Years**

(21) Appl. No.: **29/441,299**

(22) Filed: **Jan. 3, 2013**

(30) **Foreign Application Priority Data**

Jul. 3, 2012 (EM) ..... 002067546

(51) **LOC (10) CL.** ..... **08-03**

(52) **U.S. CL.**  
USPC ..... **D8/70**

(58) **Field of Classification Search**  
USPC ..... D8/16, 19, 20, 64, 66, 70, 74, 90-99;  
D15/127, 133, 138, 139; D22/117,  
D22/118, 146, 147; 7/118, 148; 30/142,  
30/144, 165, 166.3, 272.1, 314, 320, 346,  
30/346.5, 346.55, 346.56, 346.6, 351, 355,  
30/357; 83/676, 835, 837-850

See application file for complete search history.

(56) **References Cited**

**U.S. PATENT DOCUMENTS**

1,663,241	A *	3/1928	Cheshire	83/851
D273,681	S *	5/1984	Ito	D15/133
4,848,205	A *	7/1989	Suzuki et al.	83/853
D447,496	S *	9/2001	Lee et al.	D15/139
D465,984	S *	11/2002	Harada et al.	D8/70
7,140,287	B2 *	11/2006	Lowder et al.	83/848
D579,297	S *	10/2008	Jeiziner et al.	D8/70
D587,979	S *	3/2009	Jeiziner et al.	D8/70
D622,120	S *	8/2010	Brutscher et al.	D8/70
D651,499	S *	1/2012	Tong	D8/70
D677,546	S *	3/2013	Zhou et al.	D8/70
2012/0144676	A1 *	6/2012	Davidian et al.	30/142

**FOREIGN PATENT DOCUMENTS**

DE 102007058889 A1 \* 12/2008 ..... B23D 61/02

**OTHER PUBLICATIONS**

Bosch. Oscillating Multi-X Accessories. Maximize Your Kitchen. Feb. 28, 2012 [online], [retrieved on Aug. 26, 2013]. Retrieved from the Internet <URL: <http://www.boschtools.com/SiteCollectionDocuments/1606.pdf>>.\*

Clint DeBoer. Ridgid JobMax 12V Multi-Tool Review. Pro Tool Reviews. Aug. 24, 2012 [online], [retrieved on Aug. 26, 2013]. Retrieved from the Internet <URL: <http://www.protoolreviews.com/tools/ridgid-jobmax-12v-multi-too1/1588>>.\*

Oscillating Tool Uses. The Family Handyman. Oct. 20, 2012 [online], [retrieved on Aug. 26, 2013]. Retrieved from the Internet <URL: <http://www.familyhandyman.com/tools/power-tools/oscillating-tool-uses/view-all>>.\*

\* cited by examiner

*Primary Examiner* — Philip S Hyder

*Assistant Examiner* — Darlington Ly

(74) *Attorney, Agent, or Firm* — Maginot, Moore & Beck

(57) **CLAIM**

The ornamental design for a saw blade, as shown and described.

**DESCRIPTION**

FIG. 1 is a perspective view of a saw blade showing my new design;

FIG. 2 is a top plan view showing the design for the saw blade of FIG. 1;

FIG. 3 is a bottom plan view showing the design for the saw blade of FIG. 1;

FIG. 4 is a left side elevational view showing the design for the saw blade of FIG. 1;

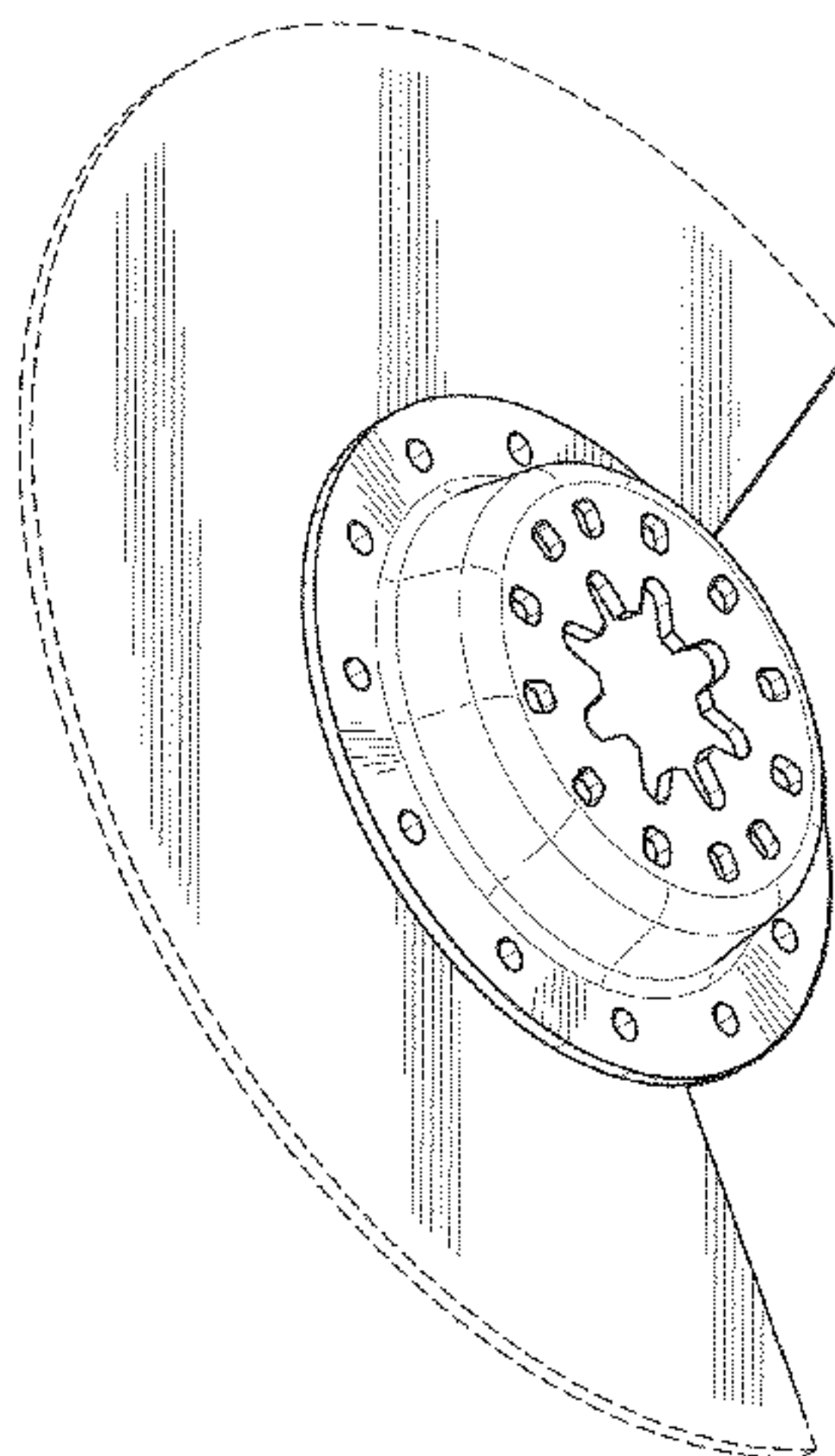
FIG. 5 is a right side elevational view showing the design for the saw blade of FIG. 1;

FIG. 6 is a front elevational view showing the design for the saw blade of FIG. 1; and,

FIG. 7 is a rear elevational view showing the design for the saw blade of FIG. 1.

The broken lines shown in the drawings illustrate portions of the saw blade that form no part of claimed design.

**1 Claim, 7 Drawing Sheets**



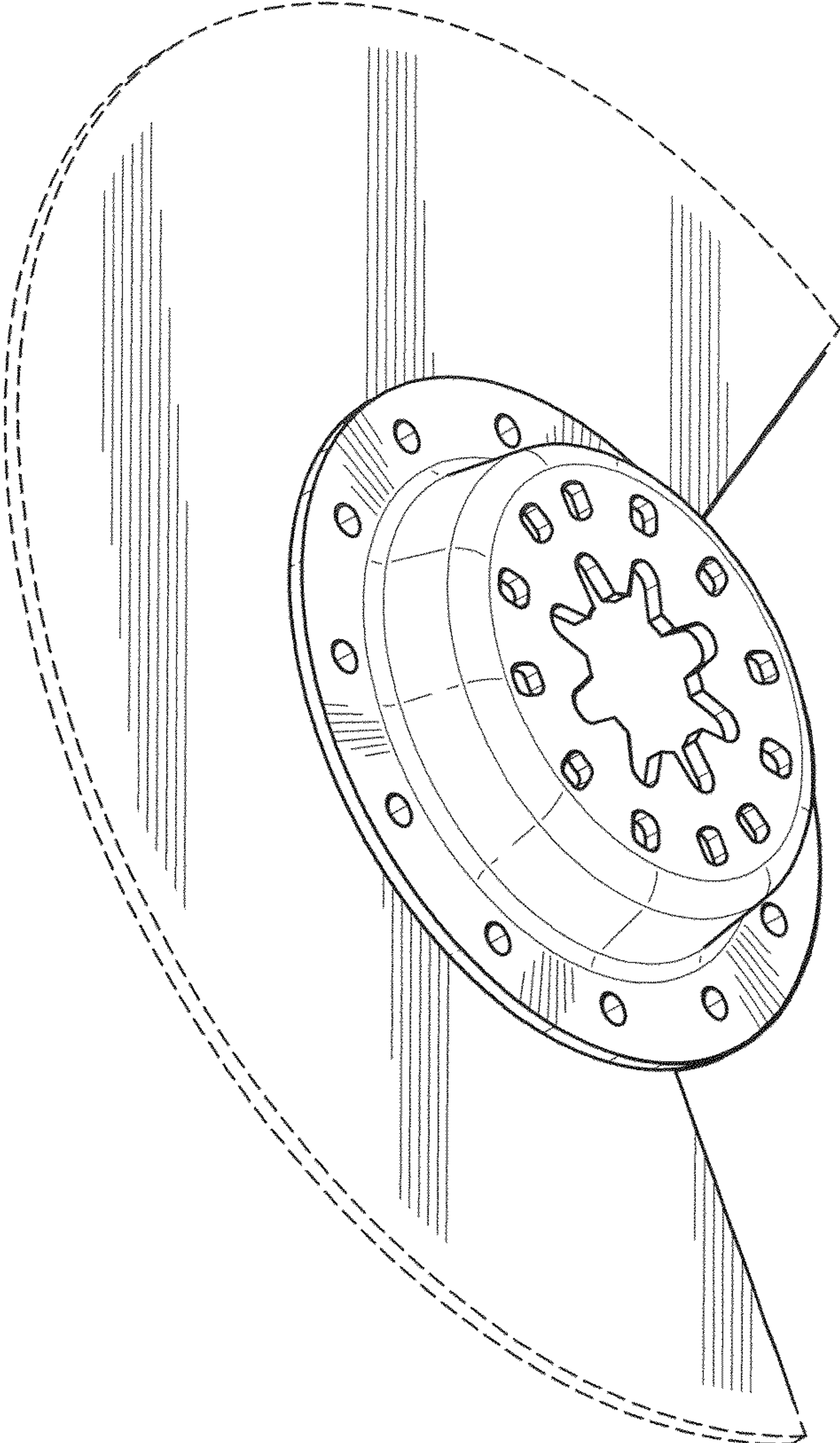


Fig. 1

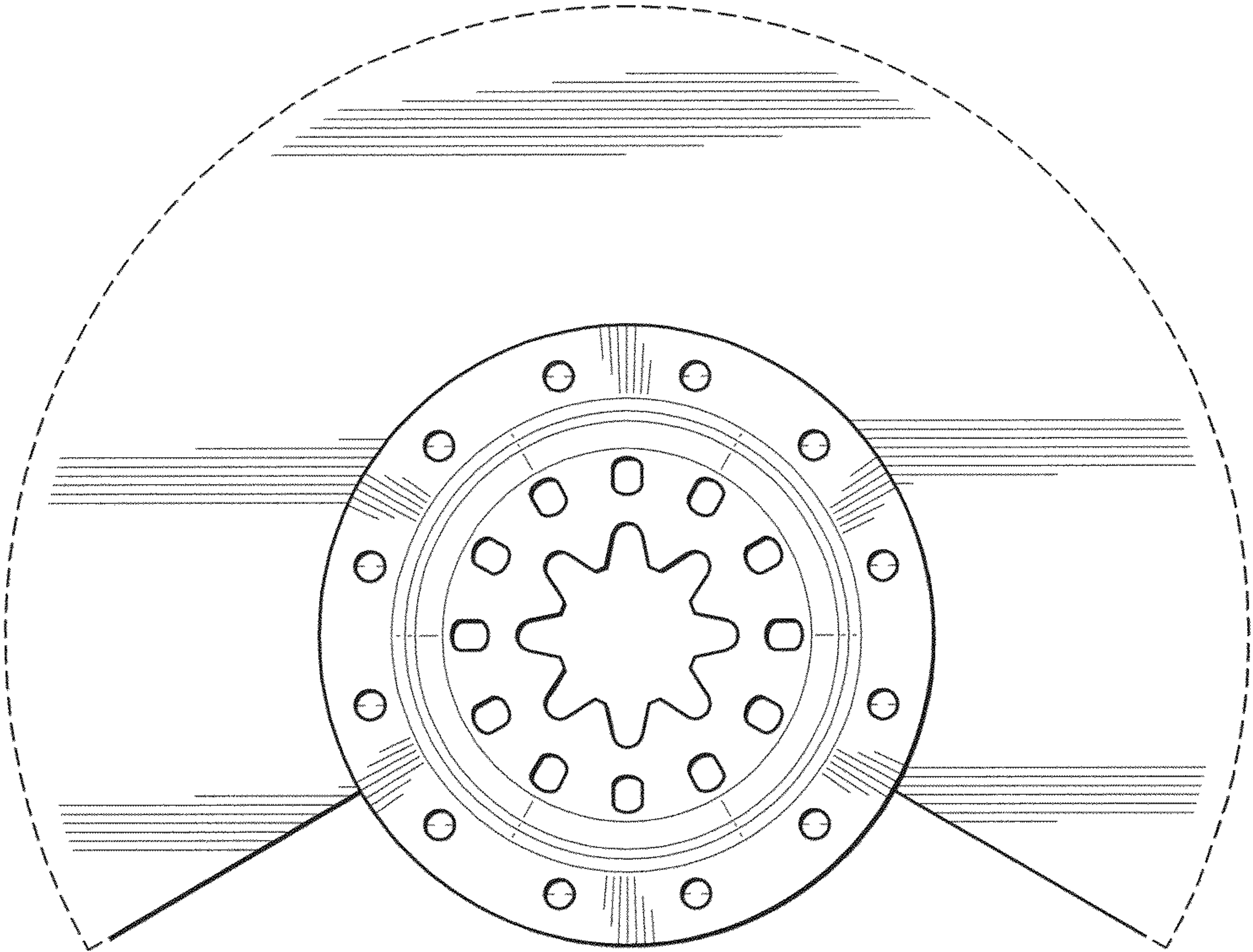


Fig. 2



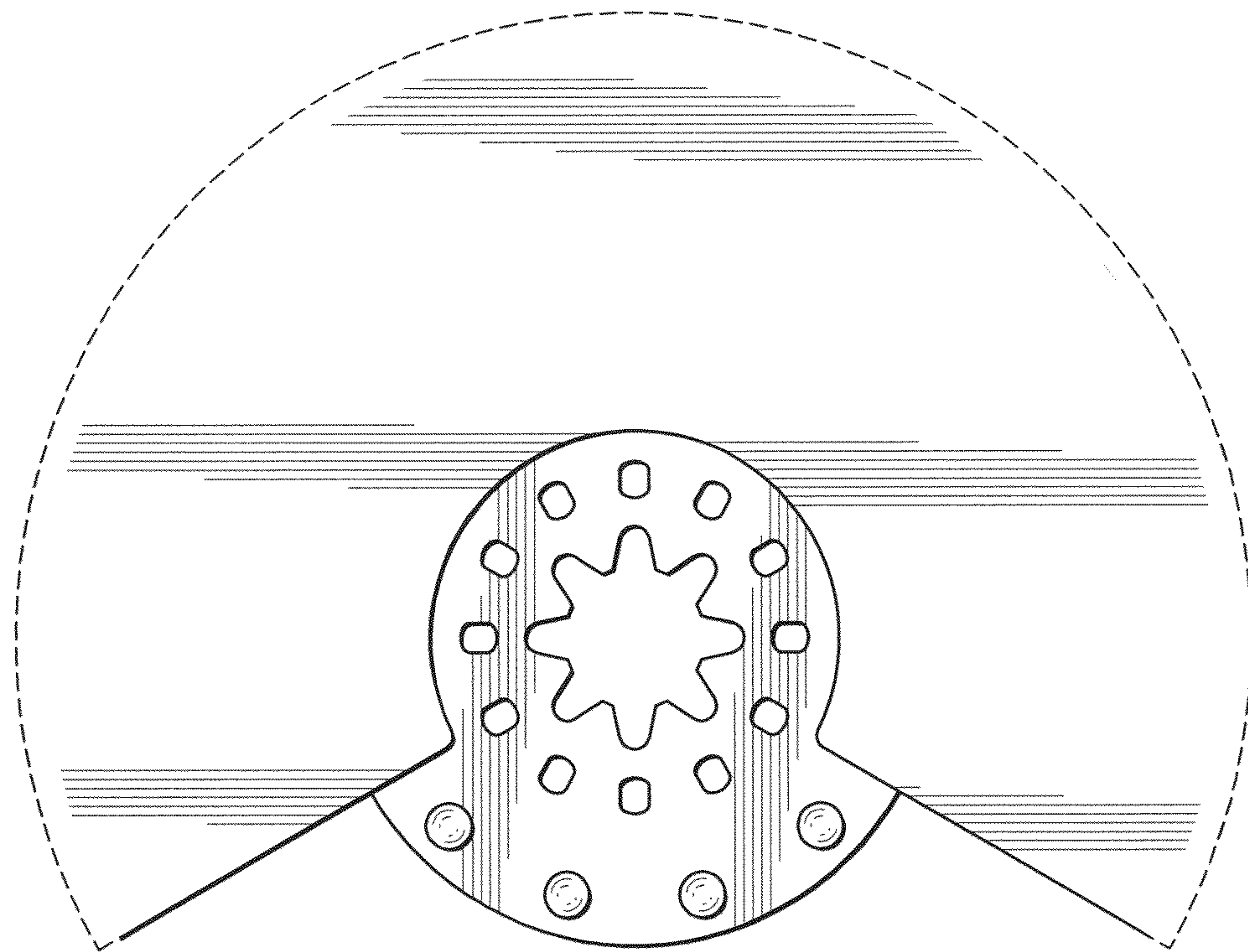


Fig. 3

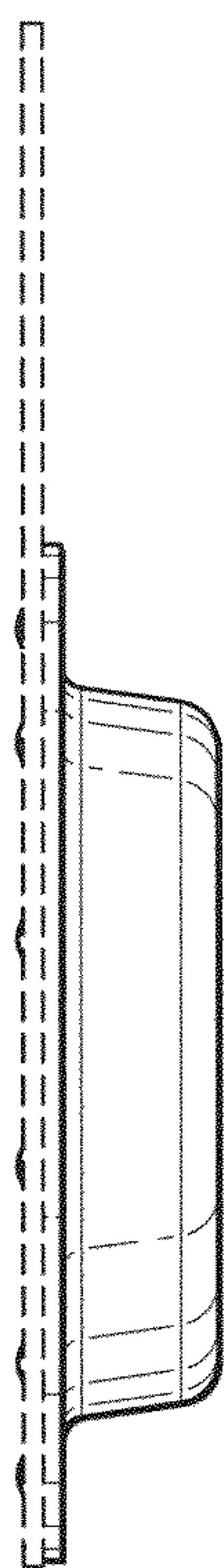


Fig. 4

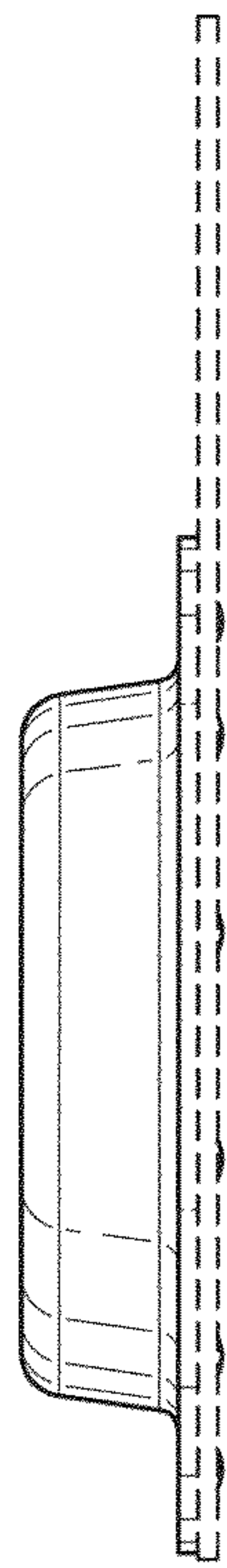


Fig. 5



Fig. 6




Fig. 7