



US00D697756S

(12) **United States Design Patent**  
**Segers et al.**

(10) **Patent No.:** **US D697,756 S**  
(45) **Date of Patent:** **\*\* Jan. 21, 2014**

(54) **COOKING APPLIANCE GRATE**

126/39 B, 211, 217–218, 214 C, 214 R,  
126/215–216, 152 R; 219/460.1, 506

(71) Applicant: **BSH Bosch und Siemens Hausgeräte GmbH**, Munich (DE)

See application file for complete search history.

(72) Inventors: **Hermann-Reinhard Segers**, München (DE); **Sören Strayle**, München (DE)

(56) **References Cited**

(73) Assignee: **BSH Bosch und Siemens Hausgeraete GmbH**, Munich (DE)

U.S. PATENT DOCUMENTS

(\*\*) Term: **14 Years**

D64,935 S *	6/1924	Sherman .....	D7/408
D68,133 S *	9/1925	Cooney .....	D7/408
D209,436 S *	11/1967	Myler .....	D7/408
D367,802 S *	3/1996	Lewis et al. ....	D7/408
D369,062 S *	4/1996	Holbrook, Jr. ....	D7/408
D371,277 S *	7/1996	Pink .....	D7/408
D401,112 S *	11/1998	Miller .....	D7/408
D502,632 S *	3/2005	Becker et al. ....	D7/408
D616,247 S *	5/2010	Fuller et al. ....	D7/408
D628,017 S *	11/2010	Funnell et al. ....	D7/408
D633,337 S *	3/2011	Funnell et al. ....	D7/408
D643,683 S *	8/2011	Funnell et al. ....	D7/408

(21) Appl. No.: **29/443,507**

(22) Filed: **Jan. 18, 2013**

**Related U.S. Application Data**

(62) Division of application No. 29/426,277, filed on Jul. 3, 2012, now Pat. No. Des. 678,720, which is a division of application No. 29/418,939, filed on Apr. 24, 2012, now Pat. No. Des. 668,104, which is a division of application No. 29/411,278, filed on Jan. 19, 2012, now Pat. No. Des. 663,583, which is a division of application No. 29/403,349, filed on Oct. 5, 2011, now Pat. No. Des. 666,054, which is a division of application No. 29/376,443, filed on Oct. 7, 2010, now Pat. No. Des. 651,458.

\* cited by examiner

*Primary Examiner* — T. Chase Nelson

*Assistant Examiner* — Mark Cavanna

(74) *Attorney, Agent, or Firm* — James E. Howard; Andre Pallapies

(30) **Foreign Application Priority Data**

Apr. 14, 2010 (EM) ..... 001210603  
May 27, 2010 (EM) ..... 001220008

(51) **LOC (10) Cl.** ..... **07-02**

(52) **U.S. Cl.**  
USPC ..... **D7/408**

(58) **Field of Classification Search**  
USPC ..... D7/323, 340–348, 402–409, 362;

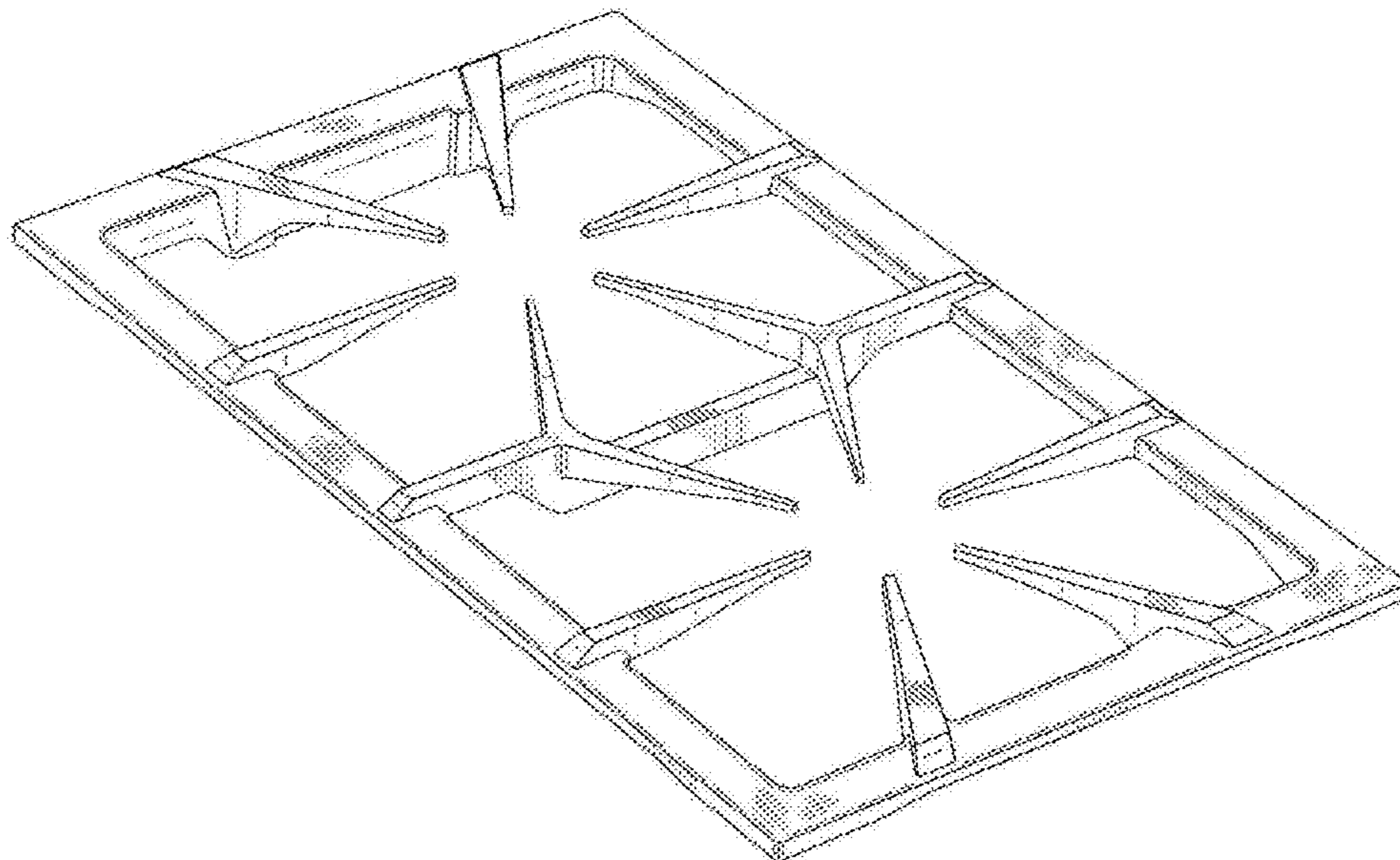
(57) **CLAIM**

The ornamental design for a cooking appliance grate, as shown and described.

**DESCRIPTION**

FIG. 1 is a front perspective view showing a cooking appliance grate according to our new ornamental design;  
FIG. 2 is a top view thereof;  
FIG. 3 is a bottom view thereof;  
FIG. 4 is a front view thereof, with the rear view thereof being a mirror image thereof; and,  
FIG. 5 is a right side view thereof, with the left side view thereof being a mirror image thereof.

**1 Claim, 4 Drawing Sheets**



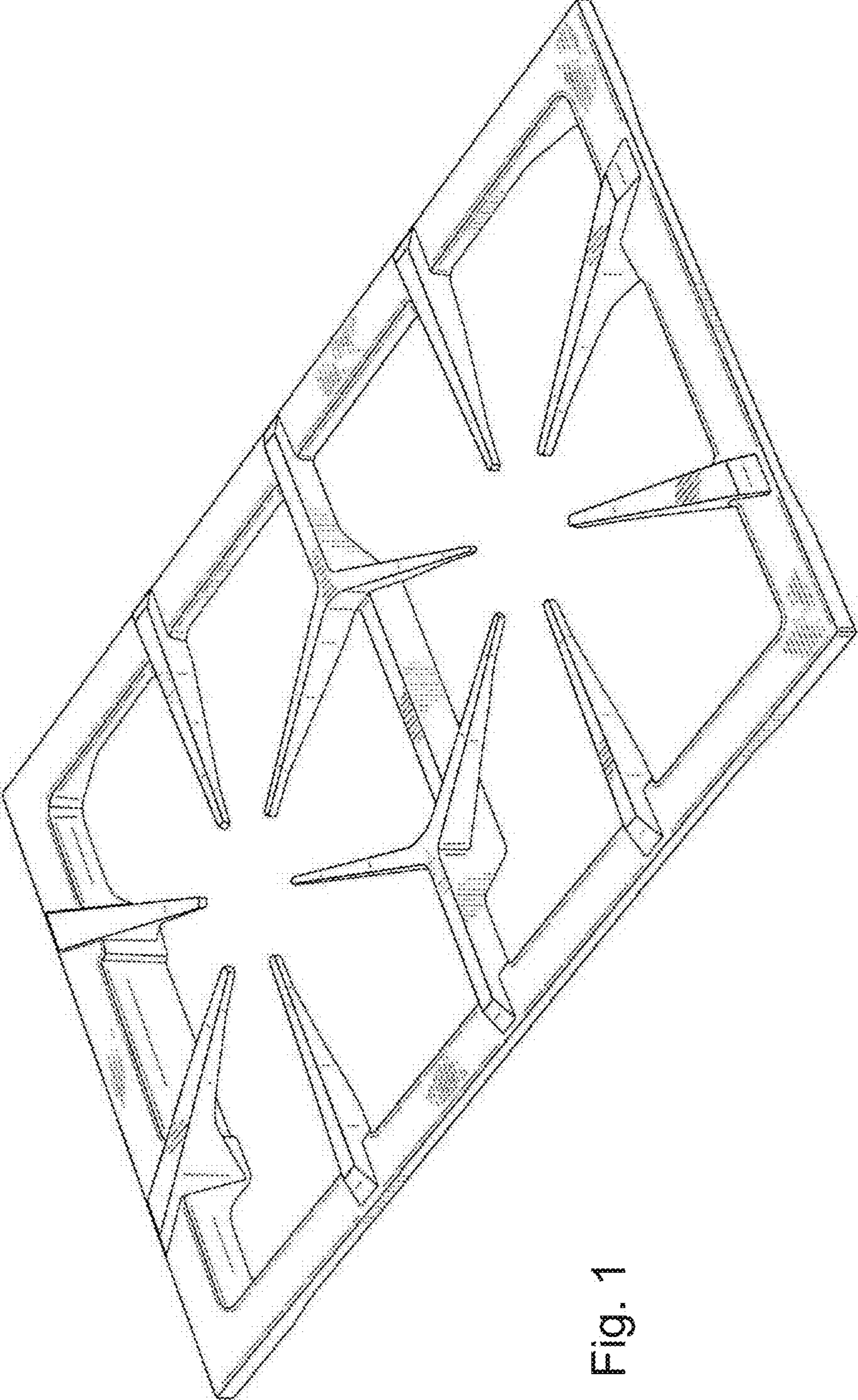


Fig. 1

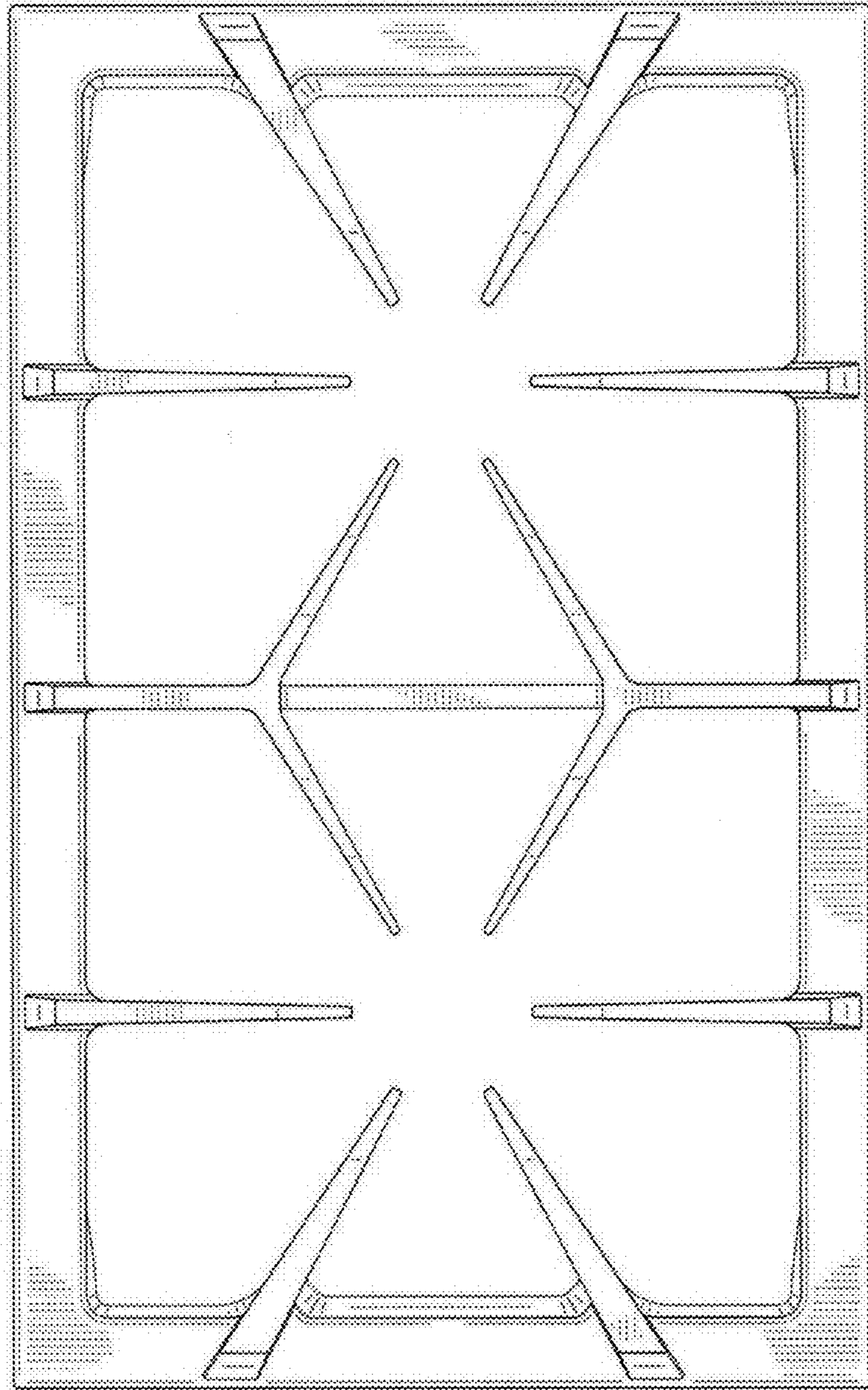


Fig. 2

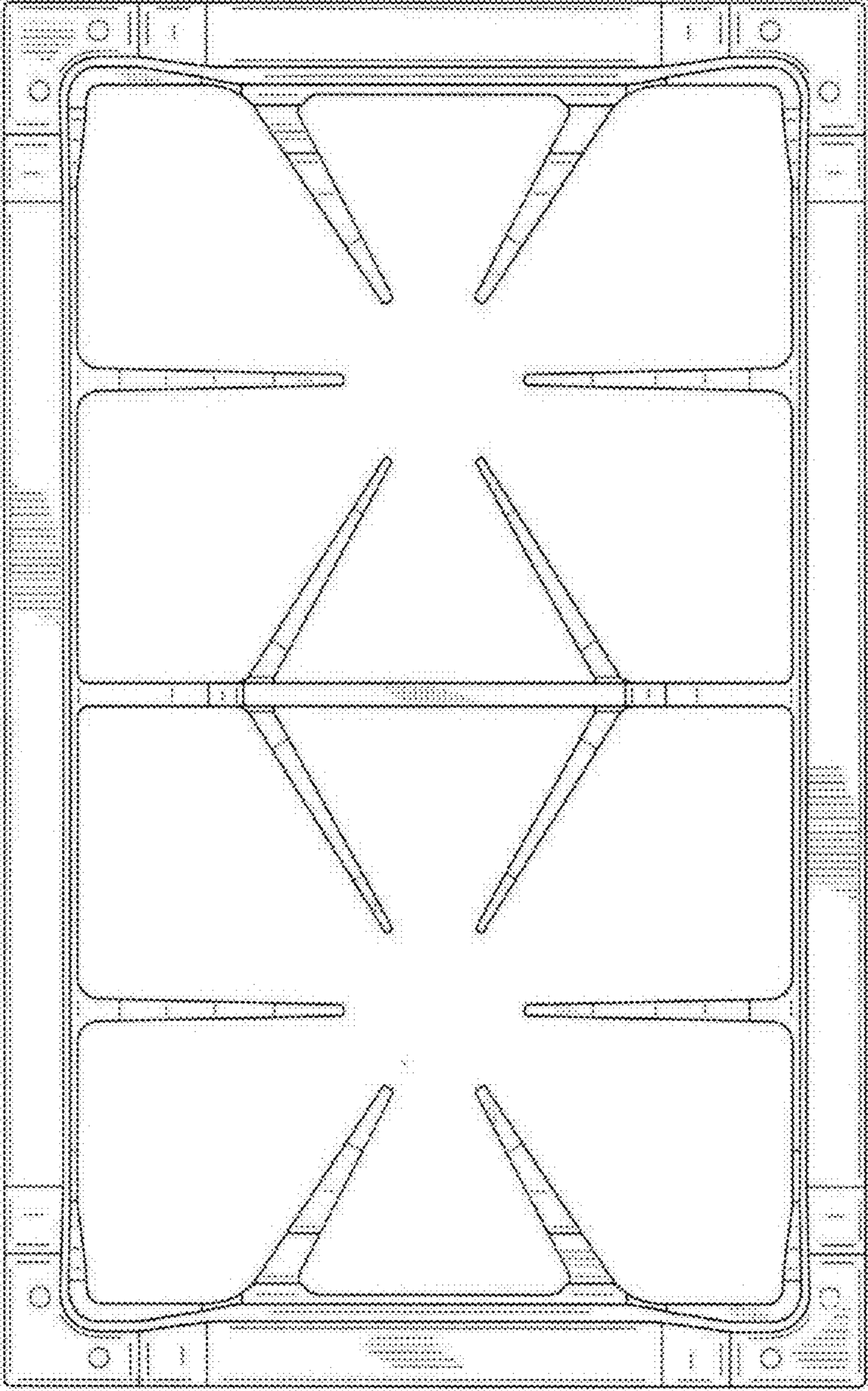


Fig. 3



Fig. 4

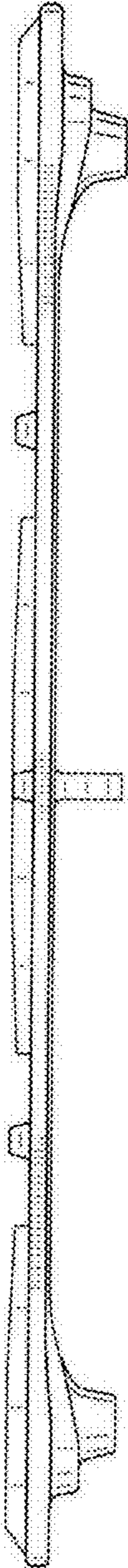


Fig. 5