

US00D697744S

(12) **United States Design Patent**
Lipper McCauley

(10) **Patent No.:** **US D697,744 S**
(45) **Date of Patent:** **** Jan. 21, 2014**

- (54) **INSERT FOR A DRAWER**
- (71) Applicant: **Lipper International Inc.**, Wallingford, CT (US)
- (72) Inventor: **Amy Lipper McCauley**, Wallingford, CT (US)
- (73) Assignee: **Lipper International Inc.**, Wallingford, NY (US)
- (**) Term: **14 Years**
- (21) Appl. No.: **29/451,214**

6,129,433	A *	10/2000	Rosenberg et al.	312/348.3
6,161,718	A *	12/2000	Monbo	220/486
D451,676	S *	12/2001	Dembicks	D3/313
6,493,917	B1 *	12/2002	Sunka	29/413
D472,711	S *	4/2003	Chen	D3/313
6,871,921	B2 *	3/2005	Ernst	312/348.3
7,044,739	B2 *	5/2006	Matson	434/127
7,066,563	B2 *	6/2006	Berger	312/348.3
D547,094	S *	7/2007	Klein et al.	D6/462
D562,641	S *	2/2008	Dretzka	D7/637
D571,161	S *	6/2008	Snider	D7/637
D628,444	S *	12/2010	Snider	D7/600.1
D628,445	S *	12/2010	Snider	D7/600.1
D644,069	S *	8/2011	Tiemann	D7/600.4
D644,491	S *	9/2011	Snider	D7/600.1
D659,481	S *	5/2012	Tiemann	D7/600.1

(Continued)

- (22) Filed: **Mar. 28, 2013**
- (51) **LOC (10) Cl.** **06-04**
- (52) **U.S. Cl.**
USPC **D6/706**
- (58) **Field of Classification Search**
USPC D3/313; D6/300, 309, 396, 420, 425,
D6/432-448, 460-468, 474-479, 491-495,
D6/509-511, 559, 663, 705, 705.6, 706;
D7/409, 553.2, 600.1-600.4, 637;
29/413; 220/486, 529; 248/188, 188.1,
248/188.8; 312/107-109, 138.1, 194, 198,
312/204-217, 224-237, 257.1, 278-279,
312/301, 330.1, 334.33, 348.3; 434/127
See application file for complete search history.

Primary Examiner — Ricky Pham
(74) *Attorney, Agent, or Firm* — Lucas & Mercanti, LLP

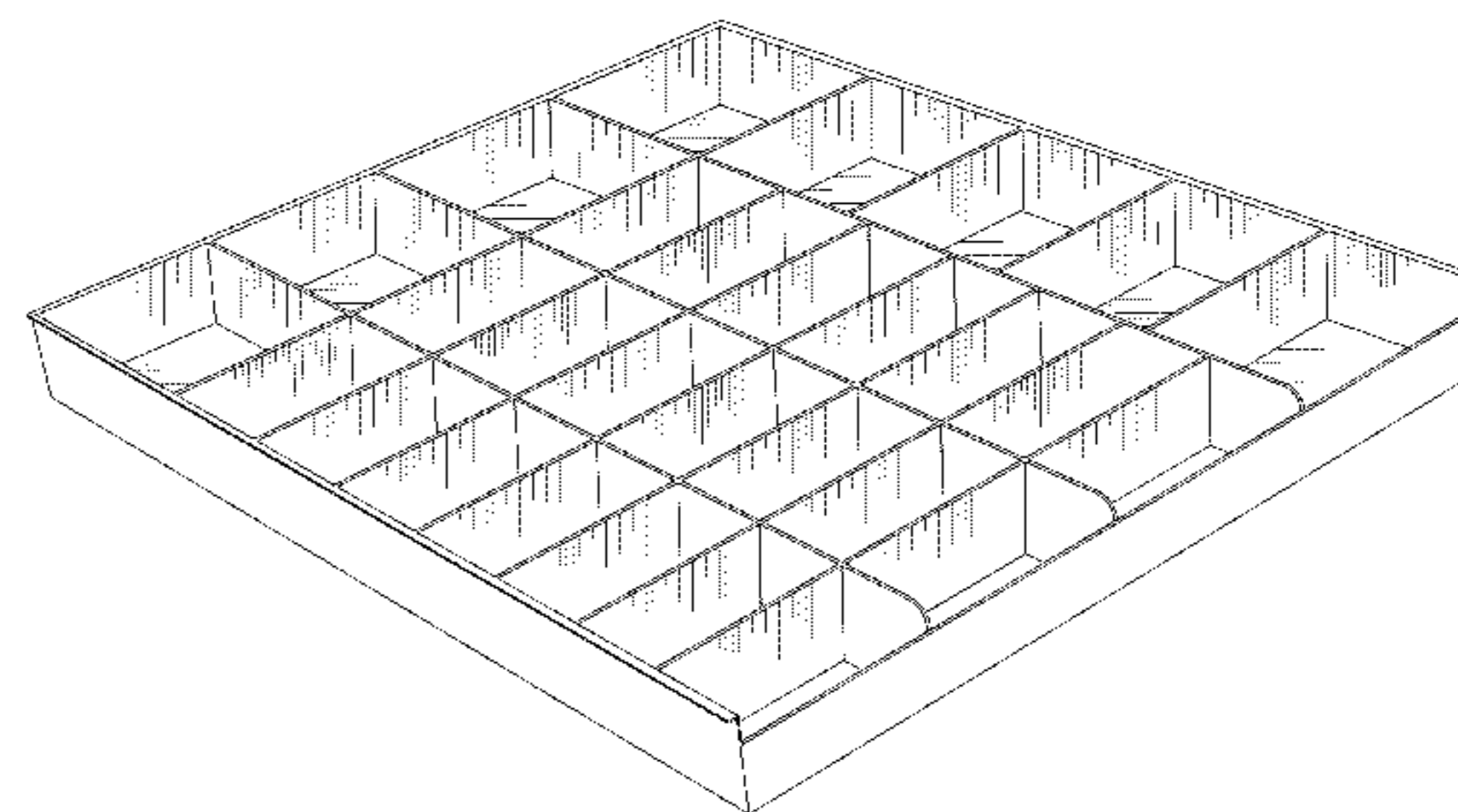
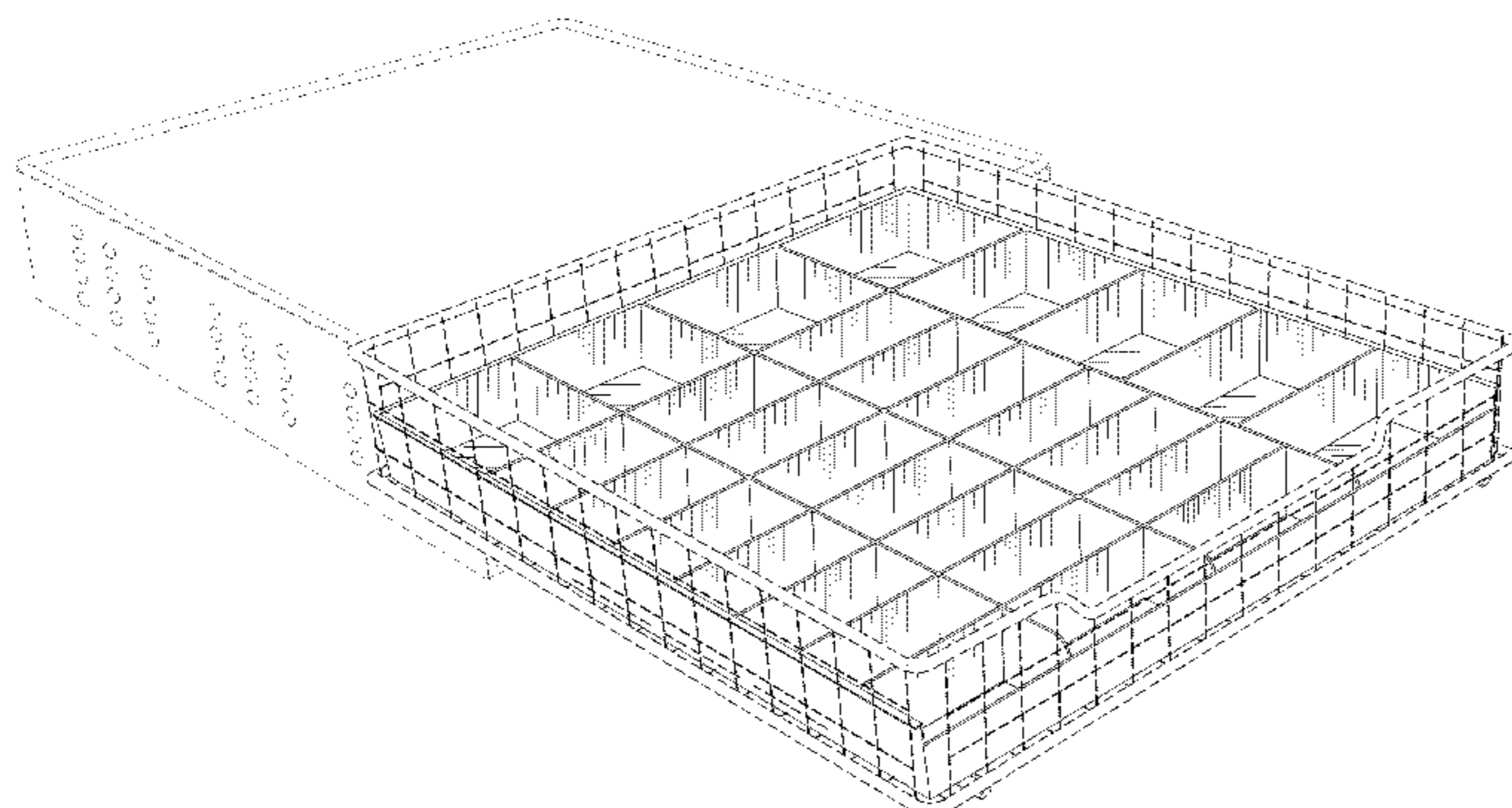
(57) **CLAIM**
The ornamental design for an insert for a drawer, as shown and described.

DESCRIPTION

FIG. 1 is a perspective view of an insert for a drawer, with the insert placed in the drawer in open condition
FIG. 2 is a perspective view of the insert for a drawer;
FIG. 3 is a top view of the insert for a drawer;
FIG. 4 is a bottom view of the insert for a drawer;
FIG. 5 is a front view of the insert for a drawer;
FIG. 6 is a one side view of the insert for a drawer;
FIG. 7 is a back side view of the insert for a drawer; and,
FIG. 8 is another side view of the insert for a drawer.
The broken lines shown in the drawings are for illustrative purposes only and form no part of the claimed design.

- (56) **References Cited**
U.S. PATENT DOCUMENTS
5,242,223 A * 9/1993 Koves 312/348.3
D353,078 S * 12/1994 Davis et al. D7/637
5,468,062 A * 11/1995 Finnegan 312/301
5,738,425 A * 4/1998 Rosenberg et al. 312/348.3
6,073,794 A * 6/2000 Bidot 220/529

1 Claim, 5 Drawing Sheets



(56)

References Cited

U.S. PATENT DOCUMENTS

D659,482 S * 5/2012 Snider D7/600.1
D660,085 S * 5/2012 Boone D7/553.2
D660,088 S * 5/2012 Tiemann D7/600.1
D660,652 S * 5/2012 Tiemann D7/600.1
D661,951 S * 6/2012 Tiemann D7/600.1
D665,230 S * 8/2012 Snider D7/600.1
D667,278 S * 9/2012 Murphy D7/637
D670,943 S * 11/2012 Hertaus D6/510

D674,213 S * 1/2013 Hertaus D6/663
D676,265 S * 2/2013 Tawil D6/705
D676,715 S * 2/2013 Tsai D7/600.1
D679,954 S * 4/2013 Snider D7/600.1
D680,380 S * 4/2013 Tiemann D7/600.1
D681,398 S * 5/2013 Tsai D7/600.1
D682,039 S * 5/2013 Tiemann D7/600.4
D684,404 S * 6/2013 Hertaus D6/705
D686,464 S * 7/2013 Tiemann D7/600.1
2004/0004420 A1 * 1/2004 Pine et al. 312/348.3

* cited by examiner

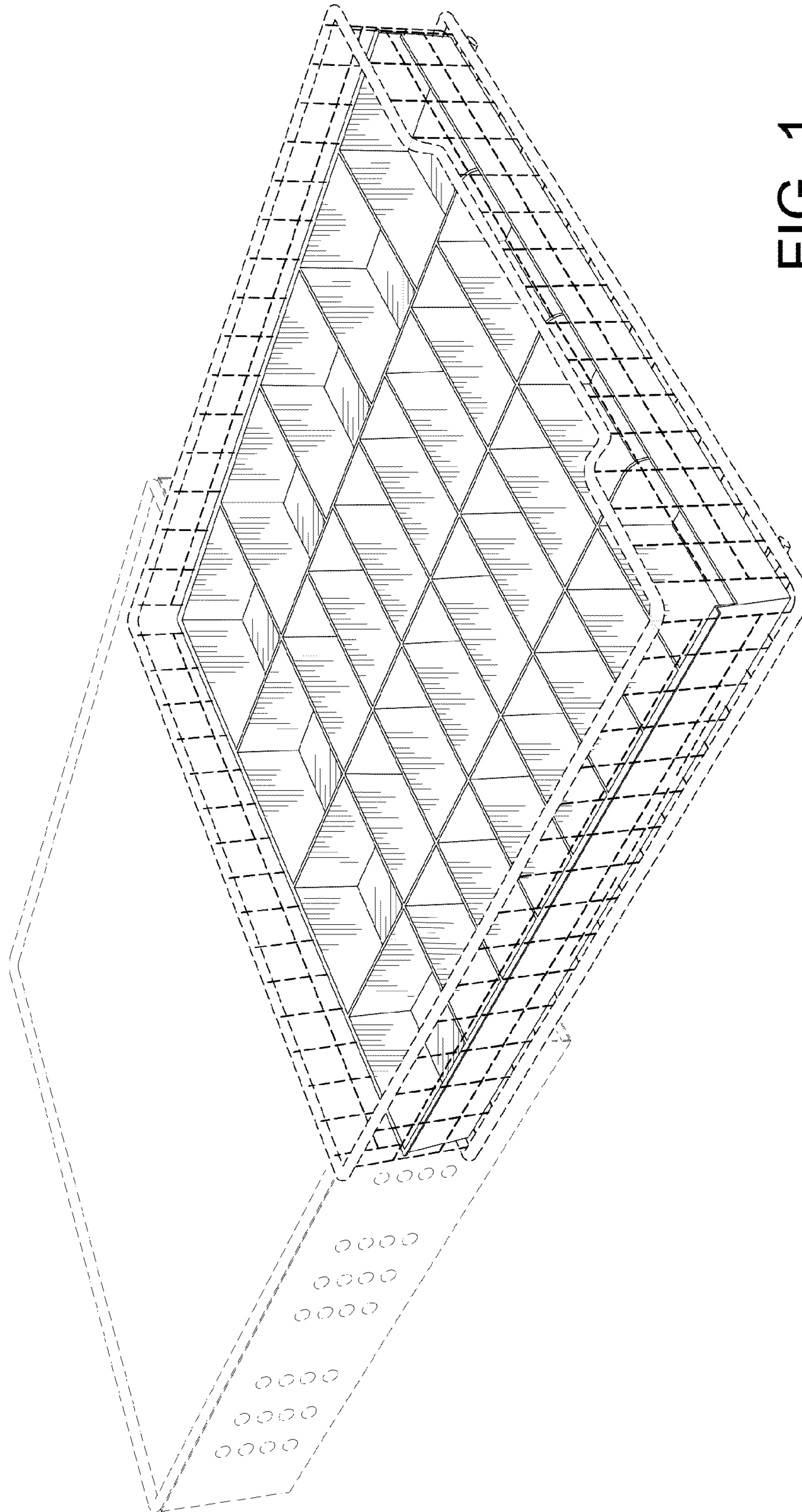


FIG. 1

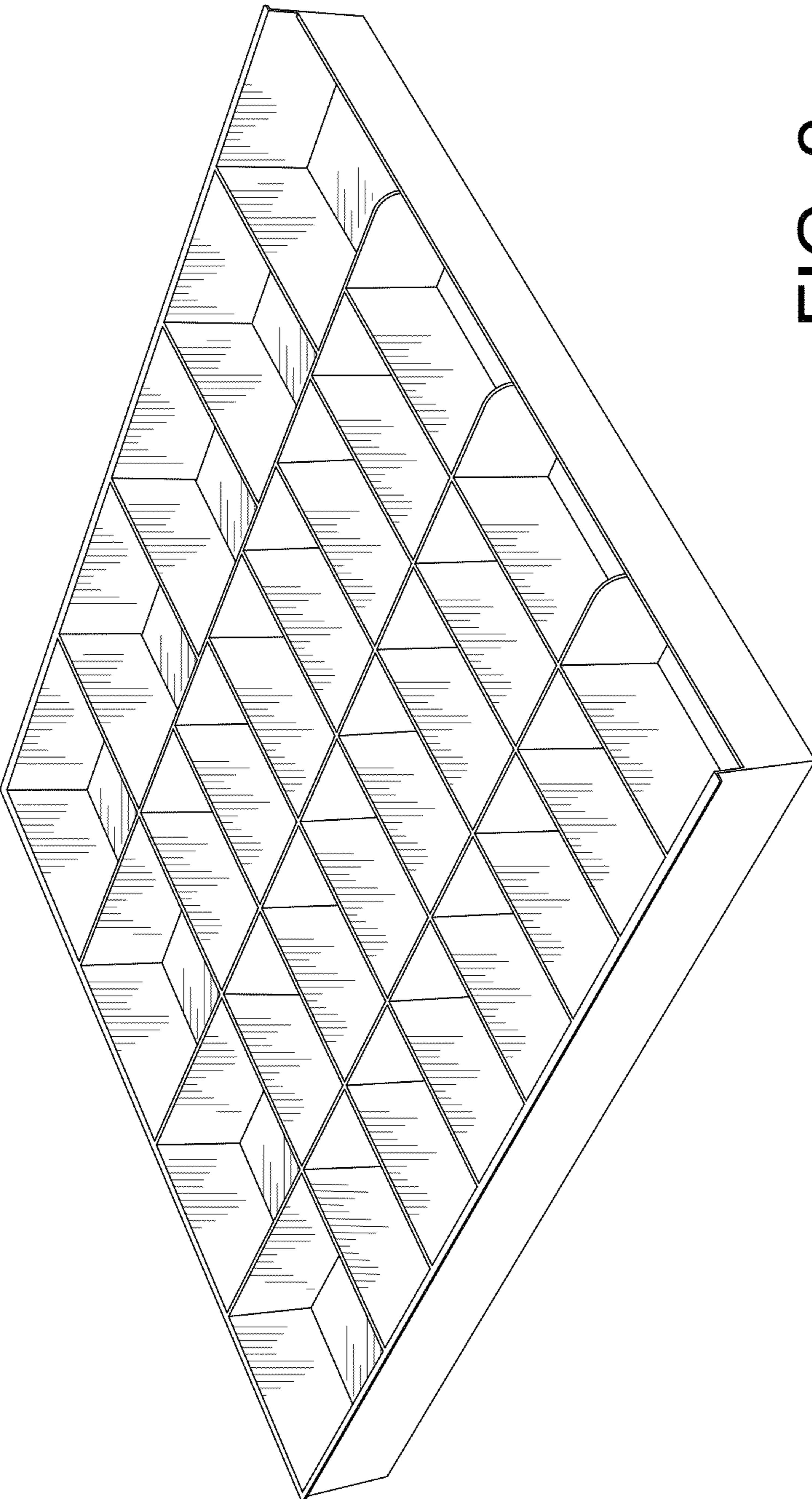


FIG. 2



FIG. 3



FIG. 4

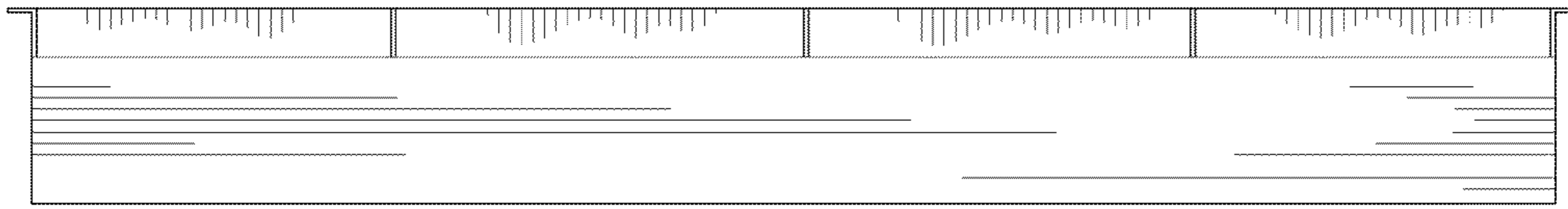


FIG. 5




FIG. 6

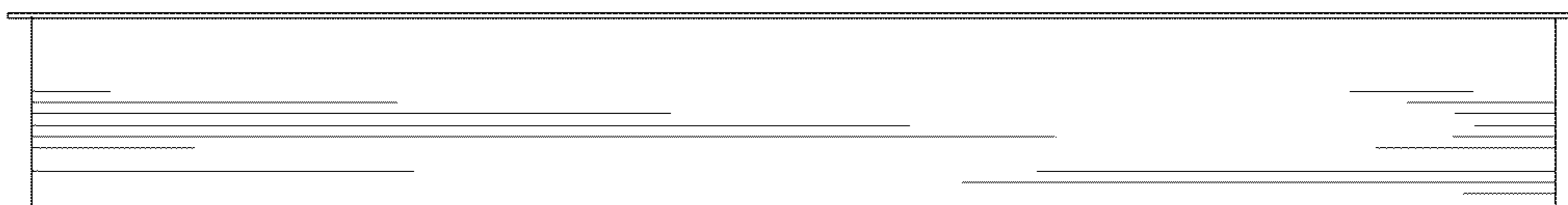


FIG. 7




FIG. 8